

Product Profile

Product Details

Fund Assets	\$1,426,668,571.70
Fund Inception Date	22/12/2014
Number of Securities Including Cash	200
Base Currency	AUD
Investment Style	Multi-Sector
ARSN	601 662 631

Overview¹

- Actively managed portfolio of fixed income strategies that aims to deliver attractive returns through the interest rate and credit cycles while protecting against capital volatility through strong risk management. The strategy may invest in Australian dollar and non-Australian dollar-denominated fixed income instruments including sovereign, corporate debt and derivative instruments.
- Below investment-grade exposure is limited to no more than 20% of portfolio net assets at the time of investment.
- Tracking Error: 200-400 basis points (annualised, gross of fees).
- The Fund can adopt duration position of up to 2.5 years in both long and short strategies.
- The Fund is able to invest up to 50% in non-AUD securities which are hedged back to AUD.

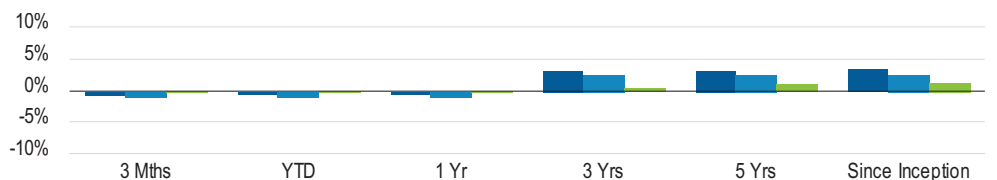
Performance Data

Average Annual Total Return (Institutional, AUD, %)²

	3 Mths	YTD	1 Yr	3 Yrs	5 Yrs	Since Inception (22/12/2014)
Franklin Australian Absolute Return Bond Fund - I Class - Gross of Fees	-0.83	-0.53	-0.53	3.23	3.33	3.37
Franklin Australian Absolute Return Bond Fund - I Class - Net of Fees	-0.93	-0.93	-0.93	2.71	2.77	2.80
Bloomberg AusBond Bank Bill Index	0.01	0.03	0.03	0.63	1.11	1.43

Average Annual Total Return (Wholesale, AUD, %)

	3 Mths	YTD	1 Yr	3 Yrs	5 Yrs	Since Inception (22/12/2014)
Franklin Australian Absolute Return Bond Fund - W Class - Gross of Fees	-0.83	-0.54	-0.54	3.23	3.33	3.37
Franklin Australian Absolute Return Bond Fund - W Class - Net of Fees	-0.95	-1.04	-1.04	2.64	2.70	2.73
Bloomberg AusBond Bank Bill Index	0.01	0.03	0.03	0.63	1.11	1.43



- Franklin Australian Absolute Return Bond Fund - W Class - Gross of Fees
- Franklin Australian Absolute Return Bond Fund - W Class - Net of Fees
- Bloomberg AusBond Bank Bill Index

1. There is no assurance that the fund will achieve its investment objectives. The fund is managed in a benchmark-unconstrained manner, so the expected risk and return profile is provided solely to illustrate the manager's expectations with respect to fund characteristics, based on the fund's historical experience during normal market conditions. **Past performance is not an indicator or a guarantee of future performance. Thus, the characteristics do not take into account future market risks or changing economic conditions and are not a prediction or guarantee of future performance.** An investor in the fund may experience significantly different risk and return characteristics including greater volatility, higher tracking error and lower returns than the expected characteristics, including the potential for loss of principal amounts invested. Risk and return characteristics do not take into account management fees or other expenses an investor would incur in the management of its account, which would reduce any returns and affect the risk characteristic measurements.

2. Periods of more than one year are annualised. **Past performance is not an indicator or a guarantee of future performance.**

Calendar Year Returns (Wholesale, AUD, %)

	2021	2020	2019	2018	2017	2016	2015
Franklin Australian Absolute Return Bond Fund - W Class - Gross of Fees	-0.54	4.91	5.43	2.90	4.04	3.61	3.43
Franklin Australian Absolute Return Bond Fund - W Class - Net of Fees	-1.04	4.31	4.75	2.23	3.37	2.94	2.76
Bloomberg AusBond Bank Bill Index	0.03	0.37	1.50	1.92	1.75	2.07	2.33

Portfolio Manager Insight

Market Review

- Amid further signs of economic recovery, and given strong inflationary pressures, a number of major central banks tapered their monetary policies in the December quarter.
- The Reserve Bank of Australia left its key interest rates unchanged over the period, although in November it abandoned its policy of yield-curve control.
- Data released over the period pointed to a robust Australian economy.
- Despite dropping sharply in November, amid worries about the economic impact of the Omicron coronavirus variant, Australian government bond yields rose in the fourth quarter, while US Treasury yields were broadly unchanged.

Performance Review

- Over the fourth quarter, the fund returned -0.83%, slightly underperforming its benchmark.
- Duration and yield-curve positioning detracted from relative performance, particularly an overweight duration stance on New Zealand bonds, although this was partially offset by overweight positions in Indian, Chinese and Thai bonds.
- Positioning in corporate bonds and non-government sectors subtracted relative value over the quarter, as spreads weakened into quarter-end.
- Currency positioning contributed modestly to relative results, led by an overweight exposure to the Thai baht and an underweight allocation to the New Zealand dollar.

Outlook & Strategy

- The 2021 recovery from the previous year's recession moderated in the fourth quarter to a slow but steady recovery across many parts of the world.
- US Federal Reserve Chair Jerome Powell initially pushed back against the growing calls for action to combat inflation. However, we think he is likely to relent in 2022 to assuage the calls for some response.
- In the United States, federal debt levels will hit US\$35 trillion over the next two years. But before then, management of the debt ceiling will require significant political posturing.
- We expect that further uncertainty and market volatility will emanate from China in the first quarter of 2022.

Portfolio Characteristics^{a,b}

	Portfolio
Number of Securities Including Cash	200
Yield to Maturity	2.06%
Yield to Worst	2.02%
Average Credit Quality ³	A+
Average Duration	1.48 Yrs
Average Weighted Maturity	5.71 Yrs

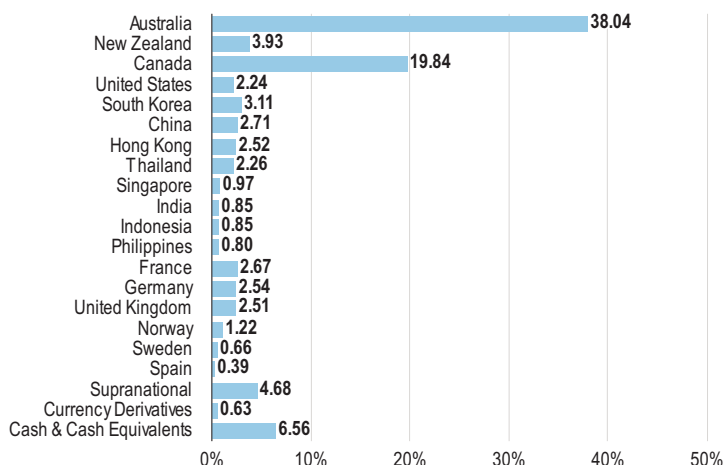
3. The average credit quality (ACQ) rating may change over time. The portfolio itself has not been rated by an independent rating agency. The letter rating, which may be based on bond ratings from different agencies (or internal ratings for unrated bonds, cash and equivalents), is provided to indicate the average credit rating of the portfolio's underlying investments and generally ranges from AAA (highest) to D (lowest). For unrated bonds, cash and equivalents, ratings may be assigned based on the ratings of the issuer, the ratings of the underlying holdings of a pooled investment vehicle, or other relevant factors. The ACQ is determined by assigning a sequential integer to all credit ratings AAA to D, taking a simple, asset-weighted average of investments by market value and rounding to the nearest rating. The risk of default increases as a bond's rating decreases, so the ACQ provided is not a statistical measurement of the portfolio's default risk because a simple, weighted average does not measure the increasing level of risk from lower-rated bonds. The ACQ may be lower if cash and equivalents are excluded from the calculation. The ACQ is provided for informational purposes only. Derivative positions are not reflected in the ACQ.

For Wholesale Clients and Sophisticated Investor Use Only. Not for Distribution to Retail Investors.

Portfolio Diversification

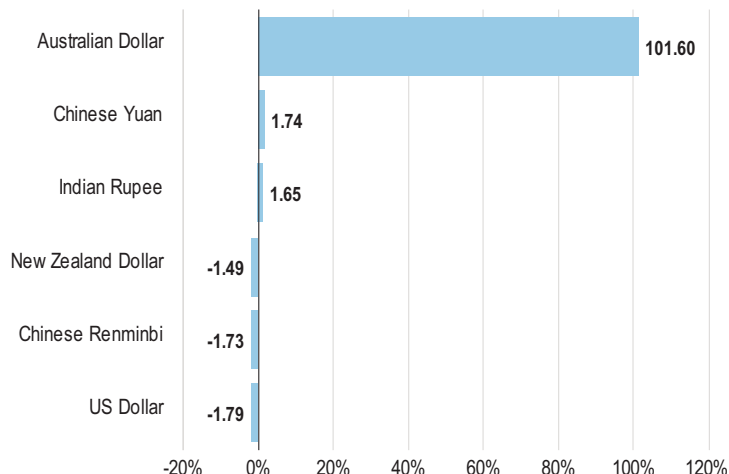
Geographic Allocation^{c,d}

Market Value—Percent of Total



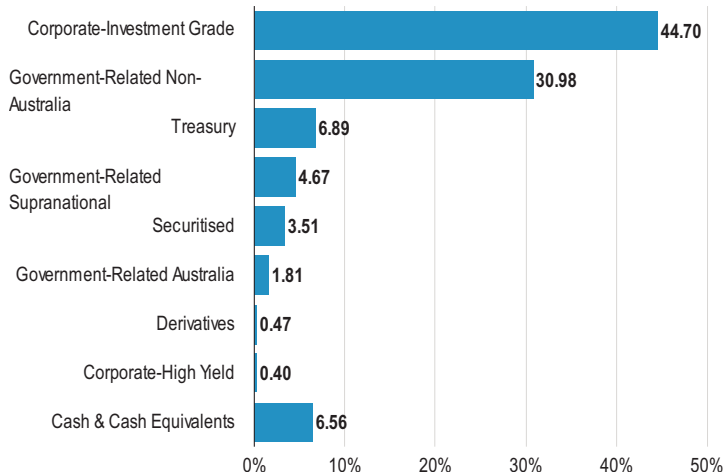
Currency Exposure^e

Notional Exposure—Percent of Total



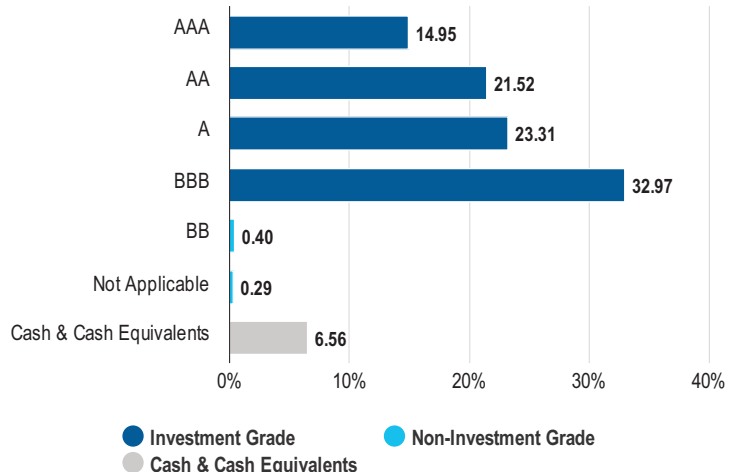
Sector Allocation^d

Market Value—Percent of Total



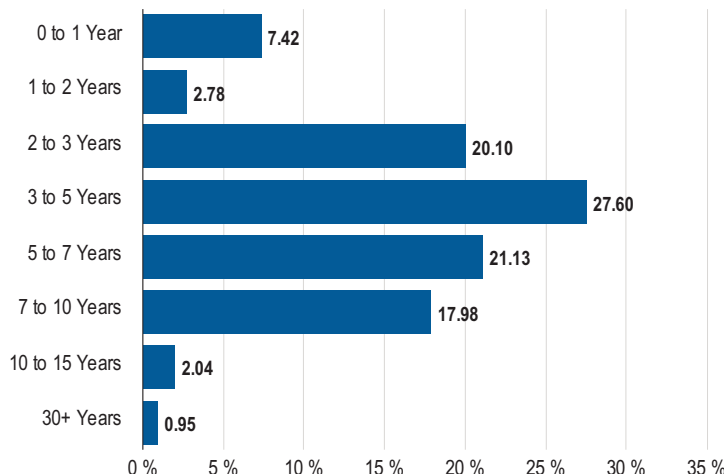
Credit Quality Allocation^{d,4}

Market Value—Percent of Total



Maturity Allocation^d

Market Value—Percent of Total



4. Ratings shown are assigned by one or more Nationally Recognized Statistical Rating Organizations ('NRSRO'), such as Standard & Poor's, Moody's and Fitch. The ratings are an indication of an issuer's creditworthiness and typically range from AAA or Aaa (highest) to D (lowest). When ratings from all three agencies are available, the middle rating is used; when two are available, the lowest rating is used; and when only one is available, that rating is used. Foreign government bonds without a specific rating are assigned the country rating provided by an NRSRO, if available. The Not Rated category consists of ratable securities that have not been rated by an NRSRO. The Not Applicable category consists of nonratable securities (e.g., equities). Cash includes equivalents, which may be rated.

For Wholesale Clients and Sophisticated Investor Use Only. Not for Distribution to Retail Investors.

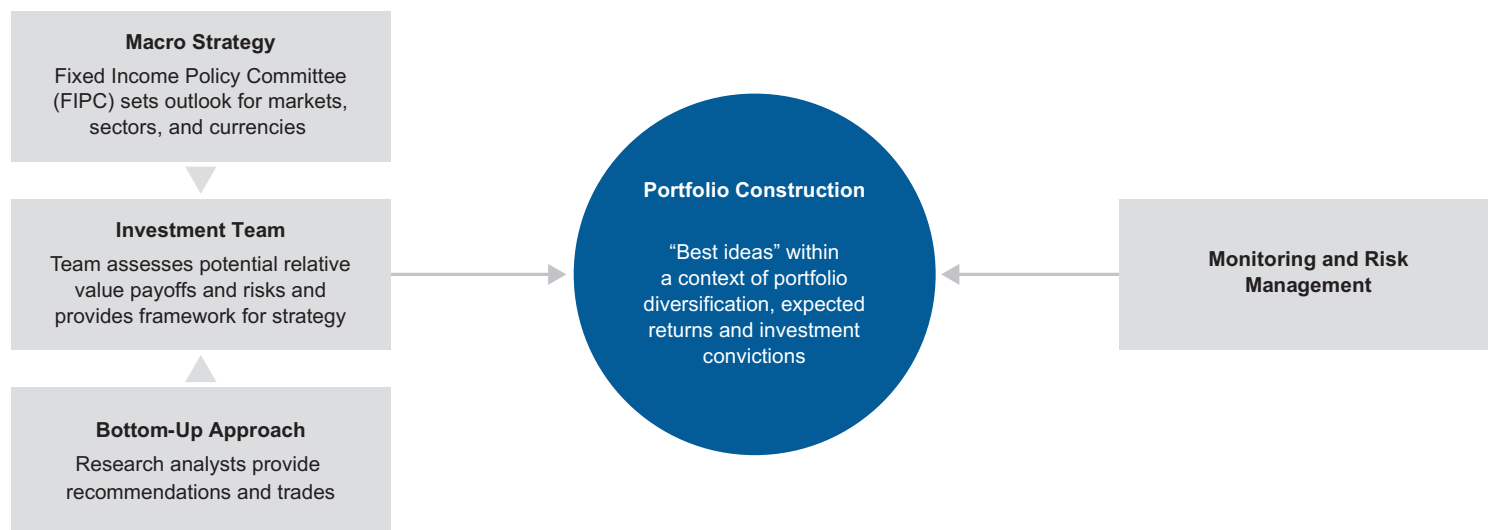
Investment Philosophy

We believe in applying a fundamental, research-driven approach focused on identifying potential sources of return (current income and capital appreciation). We aim to capitalise on ideas across the broad fixed income opportunity set to provide the best potential for solid risk-adjusted returns over time. We seek to accomplish robust absolute returns by implementing a large number of small, low correlated active positions. Risk management is integral to our philosophy with each stage of our investment process subject to careful risk control and monitoring.

The Australian Fixed Income team research mandate is broader than the Australian economy and market. The changing nature of the Australian bond market has resulted in an asset class that is international in composition and drivers of return. Evaluating and capturing the full breadth of opportunity in Australian fixed income requires a global lens. We believe that simply investing into credit markets or extending duration will not deliver the desired outcomes going forward. This therefore creates broader scope to build portfolios that blend local opportunities with alternative global exposure to maximise return outcomes and provides for better risk management.

Investment Process

As an active alpha-seeking strategy, the Franklin Australian Absolute Return Bond strategy applies a fundamental, research-driven approach to identifying potential sources of total return. Two broad areas of investment opportunity are researched continuously by the Fixed Income Group— (1) Macro Strategy; and, (2) Bottom-up company research. The investment insights produced from this research are shared across the globe for investment teams to determine how the insights relate to their portfolios. The Australian Fixed Income team assesses the relevant macro recommendations, to formulate the investment strategy framework which provides the basis of Australian portfolio construction. The construction process builds portfolios using these “best ideas” within the context of the strategy’s portfolio diversification, expected returns, relative value and investment convictions. Importantly, the Australian Fixed Income team works within a disciplined investment risk management framework, integrated with the expertise of Franklin Templeton’s global risk specialists.



Country and Duration Decision

- Combine fundamental analysis and econometric models to determine what we consider the optimal country, duration and yield curve strategy.
- Analysis of fundamental factors includes: monetary and fiscal policy, the economic cycle, macroeconomic disequilibria, political influences, changes in global and local short-term interest rates, inflationary expectations, liquidity, valuations, as well as technical factors.

Currency Decision

- Proprietary macroeconomic-based models used to objectively analyse the relative value of currencies.
- In-depth analysis to understand trends and reveal catalysts that may drive a currency’s revaluation.
- Scenario analysis is used to position the strategy for anticipated changes in the global economy and stress tests the portfolio for unanticipated shocks.

Security Selection

- Dedicated analysts conduct in-depth fundamental technical research on individual issuers as well as make macro-based industry valuations.
- Using bottom-up strategies involving fundamental opinions with relative value analysis to determine the securities which provide the most attractive risk-adjusted returns.

Investment Team

Portfolio Manager	Years with Firm	Years Experience
Chris Siniakov	7	27
Andrew Charles Canobi, CFA	7	27

Important Legal Information

Performance returns are shown gross and net of fees and assume the reinvestment of distributions. Returns for periods less than or equal to one year are cumulative and returns for periods greater than one year are annualised.

The primary benchmark is Bloomberg AusBond Bank Bill Index. The benchmark is broadly indicative of the style of the Fund and is provided for comparative purposes only to represent the investment environment existing during the time periods shown. Indexes are unmanaged, and one cannot invest directly in an index. They do not reflect any fees, expenses or sales charges.

CFA® and Chartered Financial Analyst® are trademarks owned by CFA Institute.

Source: FactSet. Important data provider notices and terms available at www.franklintempletondatasources.com.

- a. Yield to Maturity, Yield to Worst, Average Duration and Average Weighted Maturity reflect certain derivatives held in portfolio (or their underlying reference assets).
- b. Yield figures quoted should not be used as an indication of the income that has or will be received. Yield figures are based on the portfolio's underlying holdings and do not represent a payout of the portfolio. **Past performance is not an indicator or a guarantee of future performance.**
- c. Geographic Allocation is the fund's market value allocation to Country of Risk. It generally relates to the domicile of the issuer of the security, but may be based on risk characteristics of the security, such as the geography where the issuer of the securities carries out the majority of its business.
- d. Market value figures reflect the trading value of the investments. Portfolio breakdown percentages may not total 100% and may be negative due to rounding, use of any derivatives, unsettled trades or other factors.
- e. Notional exposure figures are intended to estimate the portfolio's exposure, including any hedged or increased exposure through certain derivatives held in the portfolio (or their underlying reference assets). Portfolio breakdown percentages may not total 100% and may be negative due to rounding, use of any derivatives, unsettled trades or other factors.

This document is for wholesale/institutional investors only. It is not directed at private individuals and in no way does it constitute investment advice.

This publication is issued for information purposes only and does not constitute investment or financial product advice. It expresses no views as to the suitability of the services or other matters described in this document as to the individual circumstances, objectives, financial situation, or needs of any recipient. You should assess whether the information is appropriate for you and consider obtaining independent taxation, legal, financial or other professional advice before making an investment decision.

Any research and analysis contained in this publication has been procured by the issuer for its own purposes and may be acted upon in that connection and, as such, is provided to you incidentally. The underlying assumptions and these views are subject to change without notice. The value of investments and the income from them can go down as well as up and you may not get back the full amount that you invested.

Past performance is not an indicator nor a guarantee of future performance. Any prediction, projection or forecast on the economy, stock market, bond market or the economic trends of the markets is not necessarily indicative of the future or likely performance. Neither Franklin Templeton Australia, nor any other company within the Franklin Templeton group guarantees the performance of any Fund, nor do they provide any guarantee in respect of the repayment of your capital.

Please read the relevant Product Disclosure Statements (PDSs) and any associated reference documents before making an investment decision. In accordance with the Design and Distribution Obligations and Product Interventions Powers requirements, we maintain Target Market Determinations (TMD) for each of our Funds. All documents can be found via www.franklintempleton.com.au or by calling 1800 673 776.

Issued by Franklin Templeton Australia Limited (ABN 76 004 835 849, AFSL 240827) which is part of Franklin Resources, Inc. Franklin Templeton Australia Limited is the investment manager of the Franklin Australian Absolute Return Bond Fund (ARSN 601 662 631).

© Copyright Franklin Templeton Australia Limited. You may only reproduce, circulate and use this document (or any part of it) with the consent of Franklin Templeton Australia Limited.



Franklin Templeton Australia Limited
Level 47
120 Collins Street
Melbourne Vic 3000
1800 673 776
franklintempleton.com.au

88 Phillip Street
Sydney NSW 2000
1800 673 776

For Wholesale Clients and Sophisticated Investor Use Only. Not for Distribution to Retail Investors.