

Macquarie Investment Management
Polaris Global Equity Fund (Hedged)

Macquarie Professional Series

Monthly report – 31 December 2021



Investment objective

Aims to achieve a long-term total return (before fees and expenses) that exceeds the MSCI World ex Australia Index, in \$A hedged with net dividends reinvested (**Benchmark**).

The Fund invests in the Polaris Global Equity Fund.

Key information

Fund details

APIR code	MAQ2806AU
Inception date	28 December 2018
Investment manager of Underlying Fund	Polaris Capital Management, LLC (Boston, US)
Fund size	\$1.7m
Distribution frequency	Semi-annually
Management fee*	1.28% pa
Minimum investment (Direct)	\$5,000
Unit prices and spreads	macquarie.com.au/unit_prices

*Read the Product Disclosure Statement for more details on fees and costs.

Fund performance to 31 December 2021

	Total Fund return (gross)	Total Fund return (net)	Benchmark return	Total excess return (net)
1 month (%)	5.25	5.14	3.97	1.17
3 months (%)	3.18	2.85	7.90	-5.05
1 year (%)	19.11	17.61	23.88	-6.27
3 years (% pa)	13.00	11.57	20.21	-8.63
Since inception (% pa)	12.95	11.52	20.45	-8.93

Past performance is not a reliable indicator of future performance.

Total returns are calculated based on changes in net asset values and assumes the reinvestment of distributions.

Total net Fund returns are quoted after the deduction of fees and expenses. Due to individual circumstances, your net returns may differ from the net returns quoted above.

Top 10 stocks

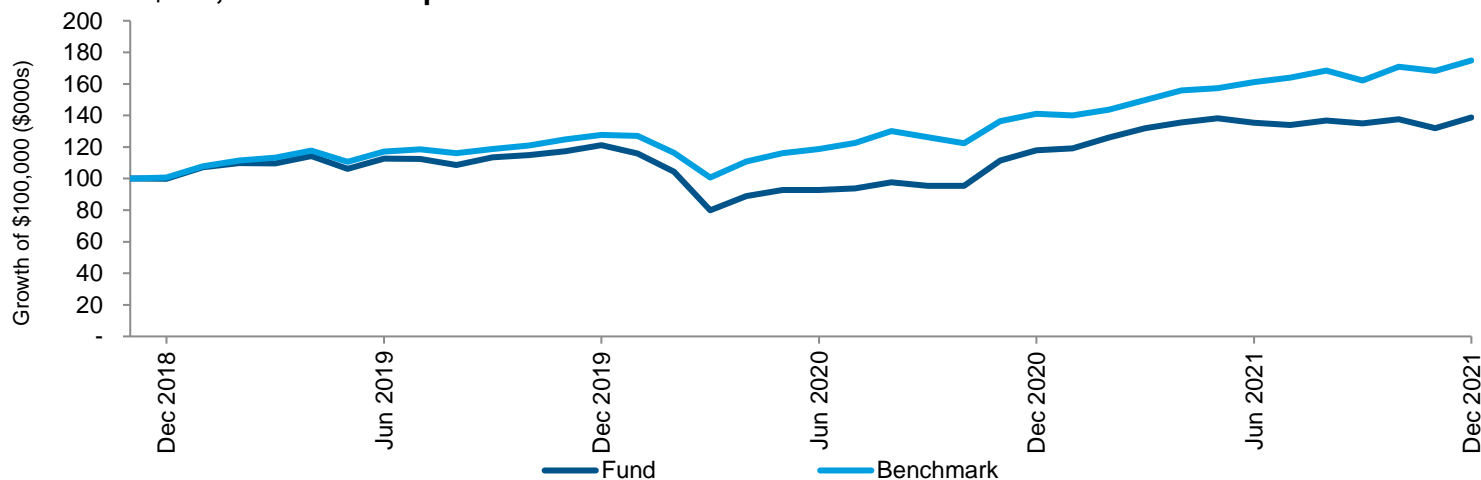
Stock	Sector	Industry	Holding (%)
Crocs Inc	Consumer discretionary	Textiles Apparel & Luxury Goods	1.82
United Therapeutics Corp	Health care	Biotechnology	1.61
Marathon Petroleum Corp	Energy	Oil Gas & Consumable Fuels	1.51
Popular Inc	Financials	Banks	1.50
Publicis Groupe Sa	Communication services	Media	1.47
Capital One Financial Corp	Financials	Consumer Finance	1.44
Webster Financial Corp	Financials	Banks	1.43
Arrow Electronics Inc	Information technology	Electronic Equipment Instruments & Components	1.42
Jpmorgan Chase & Co	Financials	Banks	1.42
Cvs Health Corp	Health care	Health Care Providers & Services	1.34
Total number of stocks			96

Polaris Global Equity Fund (Hedged)

Macquarie Professional Series

Monthly report – 31 December 2021

Growth of \$100,000 since inception

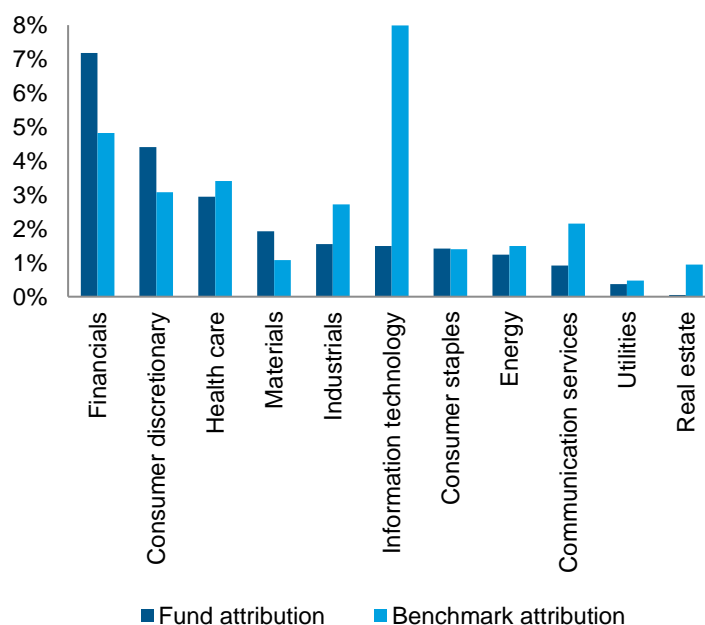


Past performance is not a reliable indicator of future performance.

Sector weights

Sector	Fund (%)	Benchmark (%)
Financials	20.67	12.74
Consumer discretionary	15.57	12.35
Materials	13.25	3.91
Industrials	11.77	10.31
Health care	10.28	12.65
Information technology	8.78	24.09
Communication services	7.26	8.43
Consumer staples	3.75	6.94
Energy	2.52	3.12
Utilities	0.97	2.76
Real estate	0.92	2.70
Cash	4.26	0.00
Total	100	100

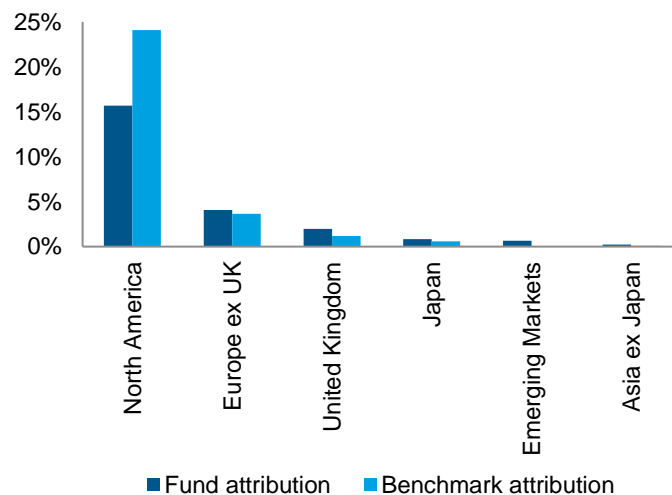
Sector attribution (12 months to date)



Region weights

Region	Fund (%)	Benchmark (%)
North America	45.82	73.70
Europe ex UK	19.61	14.63
Emerging Markets	11.44	0.00
United Kingdom	9.35	4.13
Japan	8.71	6.36
Asia ex Japan	0.81	1.18
Cash	4.26	0.00
Total	100	100

Region attribution (12 months to date)

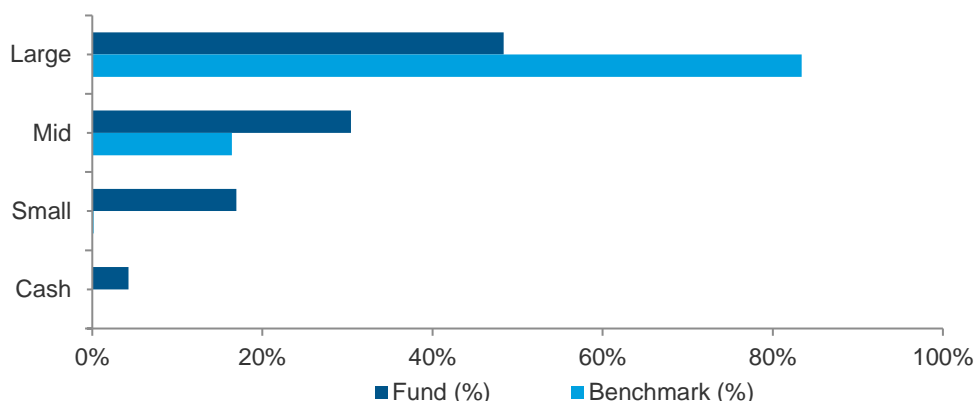


Polaris Global Equity Fund (Hedged)

Macquarie Professional Series

Monthly report – 31 December 2021

Market capitalisation



Performance summary

- The Fund returned 5.14% in December 2021, compared with a return for the Benchmark of 3.97%, with the market rally capping off a strong 2021 despite pandemic headwinds, supply chain challenges, and interest rate uncertainty.
- Health Care was the largest contributor to index performance in December, while defensive sectors such as Consumer Staples and Utilities saw strong returns. For the Fund, the largest relative contributors on a sector basis were holdings in IT, such as SK Hynix, and in Consumer Discretionary, led by LG Electronics. Relative detractors included holdings in Materials, such as BASF and Alrosa, and in Industrials, namely SKF and Vinci.
- Coca-Cola Europacific Partners (CCEP) and United Therapeutics were among the top individual contributors to performance in December. CCEP, digesting the acquisition of Coca-Cola Amatil in Australia, gained 13% for the month as management provided pro-forma financial targets. While cash flow is expected to grow meaningfully in the next few years due to cost cutting, Polaris believe this is already discounted in the share price and used the strength as an opportunity to exit the position. United Therapeutics' resubmission of its combination drug-device product Tyvaso DPI, used to treat pulmonary hypertension, for US Food and Drug Administration review was favourably received by the market, and is expected to be approved by mid-2022.
- Crocs was among the top individual detractors from performance in December. The company had a tough month as concerns that the brand was peaking were compounded by a fairly large, unexpected acquisition. The company is acquiring Hey Dudes, a casual footwear company that, like Crocs, has a loyal customer following. Management explained the deal as the combination of two high-growth, unique offerings on reasonable financial terms, although it is clear the market will need more evidence of the benefits of the combined entity.
- During the month, Polaris completed the initial purchase of FedEx, and the final sales of Allete, CCEP, KT&G Corporation and Siam Commercial Bank, each on valuation grounds. FedEx is a market leader in logistics and transport for e-commerce. The stock had derated to an attractive valuation over concerns around labour availability and inefficiencies in their air freight business. Polaris believe both of these issues are manageable and present an attractive entry point for a company with a nice secular tailwind.

For more information speak to your financial adviser, call us on 1800 814 523, email mim.clientservice@macquarie.com or visit macquarie.com

Important information

Weights and attribution breakdown for sector, stocks and region relates to the underlying fund, and are sourced from Macquarie and Factset.

Macquarie Investment Management Australia Limited ABN 55 092 552 611 AFS Licence 238321 is the issuer of units in, and responsible entity of the Fund.

The information in this report is provided for general information purposes only and is not, and should not be construed as, an advertisement, an invitation, an offer, a solicitation of an offer or a recommendation to participate in any investment strategy or take any other action, including to buy or sell any product offered by any member of the Macquarie Group. The above information is not personal advice and does not take into account the investment objectives, financial situation or needs of any person. The Fund is designed for investors who are seeking capital growth, are intending to use the Fund as a satellite within a portfolio, have a medium to long-term investment timeframe, have a high or very high risk/return profile and require the ability to have daily access to capital. Please review the Target Market Determination available at macquarieim.com/TMD and consider if the Fund may be suitable for you. Investors should consider the offer document of the Fund in deciding whether to acquire or continue to hold units in the Fund. The offer document is available by contacting us on 1800 814 523. Past performance is not a reliable indicator of future performance.

Future results are impossible to predict. In preparing this document, reliance may have been placed, without independent verification, on the accuracy and completeness of information available from external sources. This report may also include opinions, estimates and other forward-looking statements which are, by their very nature, subject to various risks and uncertainties. Actual events or results may differ materially, positively or negatively, from those reflected or contemplated in such forward-looking statements. Forward-looking statements constitute the investment manager's judgement as at the date of preparation of this report and are subject to change without notice. To the maximum extent permitted by law, no member of the Macquarie Group nor its directors, employees or agents accept any liability for any loss arising from the use of this document, its contents or otherwise arising in connection with it.

Other than Macquarie Bank Limited (MBL), none of the entities noted in this document are authorised deposit-taking institutions for the purposes of the Banking Act 1959 (Commonwealth of Australia). The obligations of these entities do not represent deposits or other liabilities of MBL. MBL does not guarantee or otherwise provide assurance in respect of the obligations of these entities, unless noted otherwise.