

Polaris Global Equity Fund (Hedged)

Macquarie Professional Series

Monthly report – 31 October 2022

Investment objective

Aims to achieve a long-term total return (before fees and expenses) that exceeds the MSCI World ex Australia Index, in \$A hedged with net dividends reinvested (Benchmark).

The Fund invests in the Polaris Global Equity Fund.

Key information

Fund details

APIR code	MAQ2806AU
Inception date	28 December 2018
Investment manager of Underlying Fund	Polaris Capital Management, LLC (Boston, US)
Fund size	\$1.4m
Distribution frequency	Semi-annually
Management fee*	1.28% pa
Minimum investment (Direct)	\$5,000
Unit prices and spreads	macquarie.com.au/unit_prices

*Read the Product Disclosure Statement for more details on fees and costs.

Fund performance to 31 October 2022

	Total Fund return (gross)	Total Fund return (net)	Benchmark return	Total excess return (net)
1 month (%)	9.33	9.22	7.22	2.00
3 months (%)	-4.45	-4.77	-5.83	1.06
1 year (%)	-11.03	-12.18	-16.11	3.93
3 years (% pa)	2.99	1.68	5.82	-4.14
Since inception (% pa)	6.41	5.05	9.83	-4.78

Past performance is not a reliable indicator of future performance.

Total returns are calculated based on changes in net asset values and assumes the reinvestment of distributions.

Total net Fund returns are quoted after the deduction of fees and expenses. Due to individual circumstances, your net returns may differ from the net returns quoted above.

Top 10 stocks

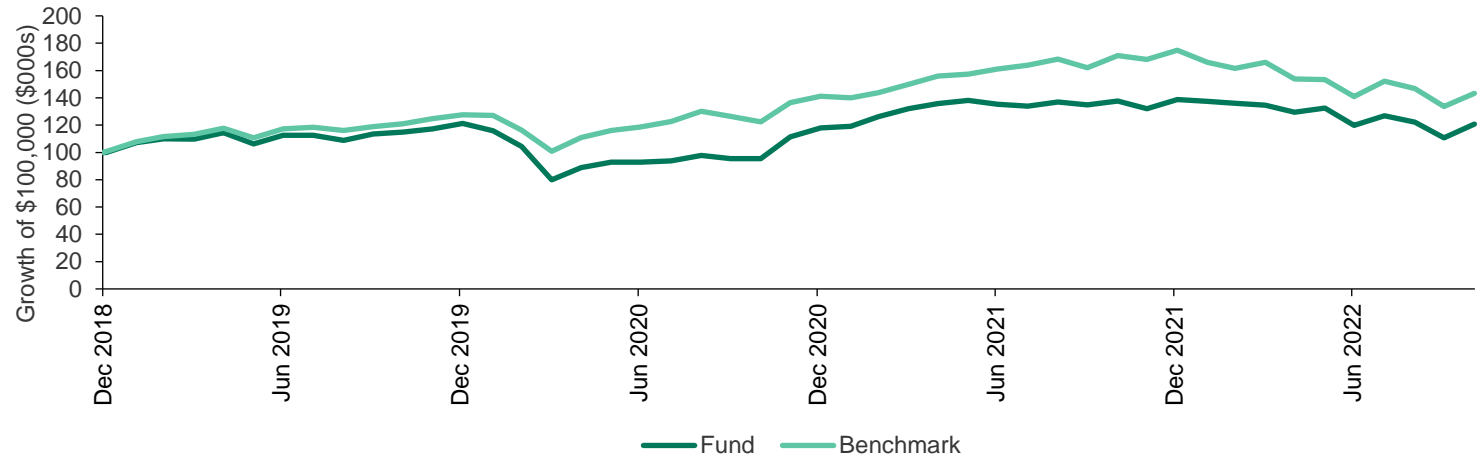
Stock	Sector	Industry	Holding (%)
Elevance Health Inc	Health Care	Health Care Providers & Services	1.93
United Therapeutics Corp	Health Care	Biotechnology	1.91
Webster Financial Corp	Financials	Banks	1.75
Unitedhealth Group Inc	Health Care	Health Care Providers & Services	1.73
Chubb Limited	Financials	Insurance	1.68
General Dynamics Corp	Industrials	Aerospace & Defense	1.63
Williams Cos Inc	Energy	Oil Gas & Consumable Fuels	1.58
Allison Transmission Hldgs	Industrials	Machinery	1.57
Cvs Health Corp	Health Care	Health Care Providers & Services	1.55
Abbvie Inc	Health Care	Biotechnology	1.53
Total number of stocks			89

Polaris Global Equity Fund (Hedged)

Macquarie Professional Series

Monthly report – 31 October 2022

Growth of \$100,000 since inception

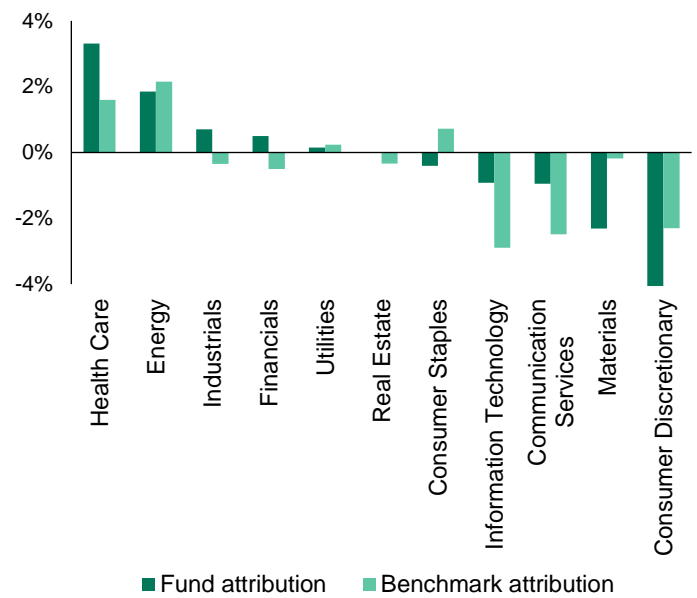


Past performance is not a reliable indicator of future performance. Data as at 31 October 2022.

Sector weights

Sector	Fund (%)	Benchmark (%)
Financials	21.99	13.30
Consumer Discretionary	13.58	10.76
Health Care	12.41	14.35
Industrials	10.91	10.38
Materials	10.37	3.76
Information Technology	9.99	21.50
Communication Services	5.27	6.79
Consumer Staples	4.54	7.74
Energy	4.29	5.81
Utilities	1.21	3.04
Real Estate	1.19	2.56
Cash	4.26	0.00
Total	100	100

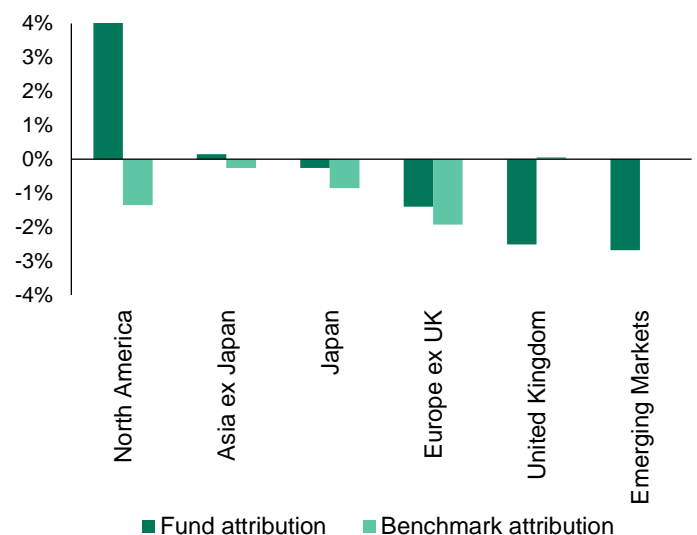
Sector attribution (12 months to date)



Region weights

Region	Fund (%)	Benchmark (%)
North America	54.69	75.27
Europe ex UK	17.35	13.46
Emerging Markets	8.72	0.00
Japan	7.32	5.93
United Kingdom	6.46	4.20
Asia ex Japan	1.20	1.13
Cash	4.26	0.00
Total	100	100

Region attribution (12 months to date)

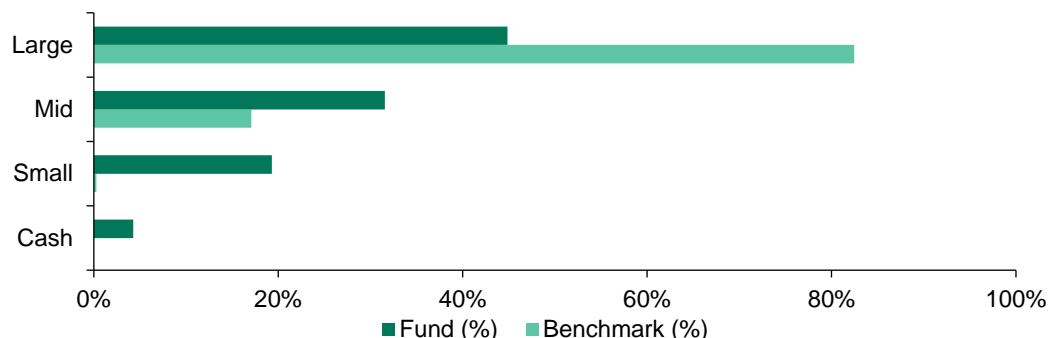


Polaris Global Equity Fund (Hedged)

Macquarie Professional Series

Monthly report – 31 October 2022

Market capitalisation



Performance summary

- The Fund returned 9.22%, net of fees, in October 2022, compared with a return for the Benchmark of 7.22%, as major economy central banks continued to either raise rates or guide to ongoing rate rises to combat inflation.
- Positive performance in all market sectors, led by Energy and Industrials, drove the index higher in October. The largest relative contributors for the Fund were holdings in Consumer Discretionary, such as Magna International and Inchcape, and in Financials, such as Webster Financial and JPMorgan Chase. Holdings in IT, which lagged the rise of the broader sector, and an underweight to Energy were notable relative detractors.
- NOV and Elevance Health were among the top individual contributors in October. NOV, the US based supplier of upstream energy equipment and services, reported decent results, with CEO Clay Williams noting that “the petroleum industry’s ability to ramp activity quickly to respond to the emerging energy shortage remains limited by, among other factors, availability of the technology and the equipment we provide.” US health insurer Elevance Health reported double-digit growth in revenues, operating earnings, and adjusted earnings per share driven by mid-single digit membership growth and premium increases.
- Kia Corporation and M&T Bank were among the top individual detractors in October. Volumes, sales and profits of South Korean auto maker Kia fell in the third quarter. Price increases could not offset higher costs and the company made extra provisions for recalls. While US-based M&T Bank announced decent gains in net operating income for the second quarter and year-on-year, the company missed estimates, with net interest income and fee income both below expectations and loan loss provisions higher than anticipated.
- During the month, Polaris completed the initial purchase of Ahold Delhaize and the final sales of Asahi Group, BASF, Cinemark, FedEx, HeidelbergCement, Solvay and Warner Bros. Discovery. Ahold Delhaize is the owner of the leading supermarket chains in Belgium and the Netherlands, and several chains in the US. It is a well-run company with industry leading margins and excellent capital allocation policy. Most of the proceeds from the sales were used to add to existing portfolio companies in which Polaris has greater conviction.

Polaris Global Equity Fund (Hedged)

Macquarie Professional Series

Monthly report – 31 October 2022

For more information speak to your financial adviser, call us on 1800 814 523, email mam.clientservice@macquarie.com or visit macquarieim.com

Important information

Weights and attribution breakdown for sector, stocks, region and market capitalisation relates to the Underlying Fund, and is sourced from Macquarie and FactSet.

Macquarie Investment Management Australia Limited ABN 55 092 552 611 AFS Licence 238321 is the issuer of units in, and responsible entity of the Fund.

The information in this report is provided for general information purposes only and is not, and should not be construed as, an advertisement, an invitation, an offer, a solicitation of an offer or a recommendation to participate in any investment strategy or take any other action, including to buy or sell any product offered by any member of the Macquarie Group. The above information is not personal advice and does not take into account the investment objectives, financial situation or needs of any person. The Fund is designed for investors who are seeking capital growth, are intending to use the Fund as a satellite within a portfolio, have a medium to long-term investment timeframe, have a high or very high risk/return profile and require the ability to have daily access to capital. Please review the Target Market Determination available at macquarieim.com/TMD and consider if the Fund may be suitable for you. Investors should consider the offer document of the Fund in deciding whether to acquire or continue to hold units in the Fund. The offer document is available by contacting us on 1800 814 523. Past performance is not a reliable indicator of future performance.

Future results are impossible to predict. In preparing this document, reliance may have been placed, without independent verification, on the accuracy and completeness of information available from external sources. This report may also include opinions, estimates and other forward-looking statements which are, by their very nature, subject to various risks and uncertainties. Actual events or results may differ materially, positively or negatively, from those reflected or contemplated in such forward-looking statements. Forward-looking statements constitute the investment manager's judgement as at the date of preparation of this report and are subject to change without notice. To the maximum extent permitted by law, no member of the Macquarie Group nor its directors, employees or agents accept any liability for any loss arising from the use of this document, its contents or otherwise arising in connection with it.

Other than Macquarie Bank Limited ABN 46 008 583 542 ("Macquarie Bank"), any Macquarie Group entity noted in this material is not an authorised deposit-taking institution for the purposes of the Banking Act 1959 (Commonwealth of Australia). The obligations of these other Macquarie Group entities do not represent deposits or other liabilities of Macquarie Bank. Macquarie Bank does not guarantee or otherwise provide assurance in respect of the obligations of these other Macquarie Group entities. In addition, if this document relates to an investment, (a) the investor is subject to investment risk including possible delays in repayment and loss of income and principal invested and (b) none of Macquarie Bank or any other Macquarie Group entity guarantees any particular rate of return on or the performance of the investment, nor do they guarantee repayment of capital in respect of the investment.

PRRP-PGEFH-ANZ