

Lazard

Defensive Australian Equity Fund

June 2023
Factsheet

Reduce Drawdowns

Emphasis on avoiding large drawdowns compared to the S&P ASX 200 Accumulation Index

Total Return

Securities selected for both income and long-term growth opportunities

Sustainable Income

Exposure to companies with sustainable income streams

Performance ¹ (%)

	Lazard	Cash Rate	S&P/ASX
1 Month	3.0	0.3	1.8
3 Months	2.8	1.0	1.0
1 Year	15.6	3.0	14.8
3 Years (pa)	16.7	1.1	11.1
5 Years (pa)	9.2	1.1	7.2
10 Years (pa)	9.3	1.5	8.6
Since Inception (pa)	11.4	1.7	9.7



Investment Characteristics

	Lazard	S&P/ASX
Volatility	10.5	13.6
Sharpe Ratio (Since Inception)	0.9	0.6
Net Yield (%)	4.9	4.5
Gross Yield (%)	6.3	6.0
3 Year Turnover (% pa)	39.1	-

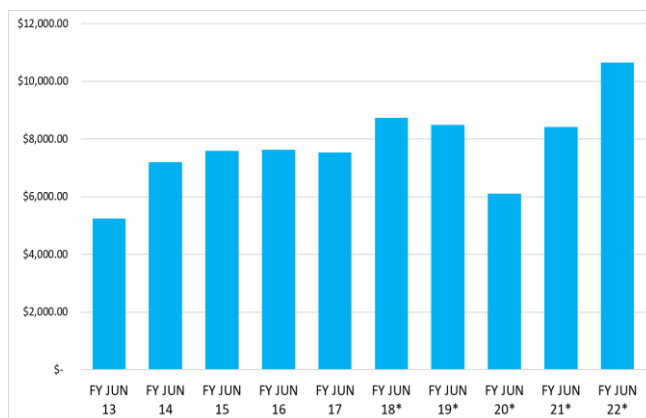
Fund Facts

Number of stocks	28
Total Fund Size	\$24.7m
Inception Date	03-Jul-12
Total Management Costs	0.77% p.a.*
Benchmark	RBA Cash Rate S&P ASX 200
Minimum Investment	\$20,000
Buy/Sell Spread	+0.20%/-0.20%
Distributions	Quarterly ²

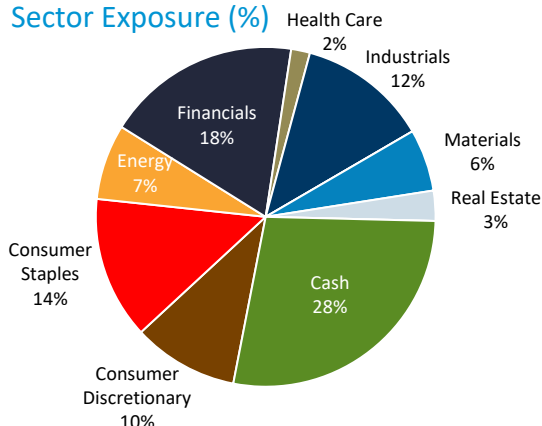
* Total reduces to 0.47% p.a. of the net asset value when the proportion of the Fund in Cash investments is greater than 50%. Total Management Costs include an estimated Indirect Costs of 0.02% p.a. of the NAV

Fund Distributions ³

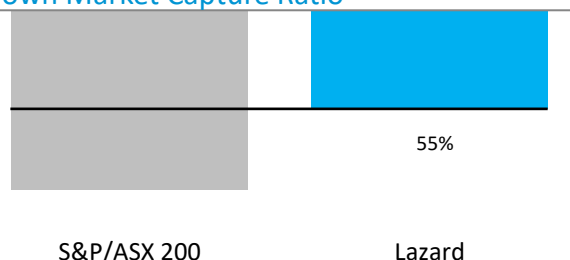
Based on \$100,000 Capital Invested at Fund Inception



Sector Exposure (%)



Down Market Capture Ratio⁴



LAZARD
ASSET MANAGEMENT

* The Fund opted into the Attribution Managed Investment Trust (AMIT) regime from 1 July 2017. The cash distribution policy of the Fund following the election is a gross income cash distribution policy. That is, the expenses of the Fund will be funded from remaining capital in the Fund. The payment of income before expenses will mean that part of the cash distribution will represent a non-taxable amount. This will appear on AMMA statement as a non-assessable non-exempt amount.

¹ Performance is presented net of fees. Investments can go up and down. Past performance is not necessarily indicative of future performance. Net returns are quoted after the deduction of Management Costs. Performance assumes reinvestment of all distributions.

² Distributions are made quarterly if of an economic size.

³ Distribution calculation is based on the Net Distributed grossed-up for Tax Credits. It assumes income is distributed and all distributed capital gains are immediately re-invested in the Fund. Distribution calculation is for illustrative purposes only. Distributions can go up and down. Past distributions are not necessarily indicative of future distributions.

⁴ Down Market Capture Ratio is calculated since inception and based on performance net of all fees.

Down Market capture is a statistical measure of an investment manager's overall average performance in down markets, being calendar months where the S&P/ASX 200 Accumulation Index ("Index") experiences negative performance. A drawdown ratio (or percentage) of less than 100 (or 100%) reflects that the manager has outperformed the Index during such down markets.

Commentary

As at 30 June 2023, the Fund is invested in 28 companies which meet the criteria of a dividend yield above the cash rate, capital appreciation potential and sustainability of dividend. Given between 1% and 3% of Fund assets will be invested in each qualifying company at month end, listed shares accounted for 72.3% of assets and 27.7% of Fund assets were invested in cash deposits.

As at 30 June 2023, the Fund's aggregate forward yield continued to look attractive at 4.6%, or 5.8% when "grossed-up" for franking credits and tax deferral benefits*. This can be compared to the RBA annual cash rate at month end of 4.10%. The two RBA measurements of term deposit rates in the Australian market, the "Average Rate (all terms)" and the "Special Rate (all terms)", ended the month at 2.65% and 3.05%, respectively.

June 2023 saw two dividend payments and one ex-date.

Metcash (MTS) will go ex-dividend in July 2023 paying 11 cents per share after reporting FY23 results in late June, taking the full year dividend yield to 6% (8.5% including franking). Today, the business is roughly 40% Hardware, 40% Food Wholesale and 20% Liquor Distribution by profits. Metcash is coming off two years of strong profit growth and in our view is likely to see earnings and dividends stabilize going forward. The drivers of this moderation are the unwinding of the 'shop local' trend that was seen during COVID-19 and a moderation of the renovation boom over the same period. That said, we view the current dividend as sustainable and on a 12x P/E we believe the slower near-term earnings outlook is arguably priced into the shares. Longer term we believe there will be further growth primarily in the Hardware division which may grow earnings and dividends. We continue to hold MTS in the Fund.

Looking ahead, July 2023 will be a quiet month on the dividend front with two dividend receipts expected.

For more information, call us on 1800 825 287
or visit www.lazardassetmanagement.com

*Assumes tax deferred distributions are equivalent to 60% franked, based on an assumed marginal tax rate of 35% and an assumed holding period of 3 years. A higher assumed marginal tax rate, or a longer assumed holding period would have increased the assumed/equivalent franking level. Conversely, a lower assumed marginal tax rate, or a shorter assumed holding period would have decreased the assumed/equivalent franking level.

Disclaimer

The information in this Fact Sheet was prepared by Lazard Asset Management Pacific Co ABN 13 064 523 619, AFS License 238432, and should not be considered a recommendation to purchase, sell or hold any particular security. Securities and sectors mentioned in this Fact Sheet are presented to illustrate companies and sectors in which the Lazard Defensive Australian Equity Fund ("Fund") may invest. Holdings are subject to change daily. This Factsheet has been prepared without taking account of any investor's objectives, financial situation or needs. Investors should get professional advice as to whether investment in the Fund is appropriate having regard to their particular investment needs, objectives and financial circumstances before investing. Lazard has prepared a target market determination (TMD) for the Fund which sets out the class of consumers for whom the Fund, including the Fund's key attributes, would likely be consistent with their likely objectives, financial situation and needs. A copy of the TMD is available at www.lazardassetmanagement.com, by contacting investorqueries@lazard.com, or from their IDPS operator. It is recommended that investors consider whether their objectives, financial situation and needs are consistent with the target market of the Fund. Investors should obtain a copy of the current Product Disclosure Statement (PDS) for the Fund, available at www.lazardassetmanagement.com, by contacting investorqueries@lazard.com, or from their IDPS operator and should consider the PDS before making any decision about whether to acquire or to continue to hold the Fund. Neither Lazard nor any member of the Lazard Group, including Lazard Asset Management LLC and its affiliates guarantees in any way the performance of the Fund, repayment of capital from the Fund, any particular return from or any increase in the value of the Fund.

The Lonsec Rating (assigned November 2022) presented in this document is published by Lonsec Research Pty Ltd ABN 11 151 658 561 AFSL 421 445. The Rating is limited to "General Advice" (as defined in the Corporations Act 2001 (Cth)) and based solely on consideration of the investment merits of the financial product(s). Past performance information is for illustrative purposes only and is not indicative of future performance. It is not a recommendation to purchase, sell or hold Lazard Asset Management Pacific Co. product(s), and you should seek independent financial advice before investing in this product(s). The Rating is subject to change without notice and Lonsec assumes no obligation to update the relevant document(s) following publication. Lonsec receives a fee from the Fund Manager for researching the product(s) using comprehensive and objective criteria. For further information regarding Lonsec's Ratings methodology, please refer to our website at: <https://irate.lonsec.com.au/page/ResearchMethodology>

The Zenith Investment Partners ("Zenith") ABN 27 103 132 672 rating (assigned June 2022) referred to in this document is limited to "General Advice" (as defined by the Corporations Act 2001) for Wholesale clients only. This advice has been prepared without taking into account the objectives, financial situation or needs of any individual. It is not a specific recommendation to purchase, sell or hold the relevant product(s). Investors should seek independent financial advice before making an investment decision and should consider the appropriateness of this advice in light of their own objectives, financial situation and needs. Investors should obtain a copy of and consider the PDS or offer document before making any decision and refer to the full Zenith Product Assessment available on the Zenith website. Zenith usually charges the product issuer, fund manager or a related party to conduct Product Assessments. Full details regarding Zenith's methodology, ratings definitions and regulatory compliance are available on our Product Assessment's and at: <http://www.zenithpartners.com.au/RegulatoryGuidelines>