

Maple-Brown Abbott Global Listed Infrastructure Fund - Hedged

Monthly Factsheet – November 2021

Fund facts

Fund size	\$462 million
Inception date	14 Jul 2015
APIR code	MPL0008AU
Distribution frequency	Quarterly
Management costs (p.a.) ¹	1.00% p.a.
Minimum investment ¹	\$20,000
Minimum withdrawal ¹	\$1,000
Buy/sell spread ¹	0.15/0.15%
Application price (AUD)	\$1.1814
Redemption price (AUD)	\$1.1778

Fund snapshot

Objective

The Fund aims to outperform an accumulation index, maintained daily by us, comprised of the OECD Total Inflation Index plus 5.5% per annum, after fees, over a five-year period.

Features

- High conviction and benchmark unaware – access to an actively managed portfolio, typically 25-35 stocks, diversified across geographic regions, infrastructure asset types and sectors.
- Tighter definition of Infrastructure – potential investments can only come from a strictly selected Focus List (across more than 25 countries). The stocks on the Focus List are those that are expected to provide the strongest combination of inflation protection and low volatility.
- Fundamental research – access to the benefits of detailed quantitative and qualitative analysis on companies in order to assess their true value. This in-depth research includes detailed financial forecasts and an assessment of management quality, industry structure and Environmental, Social and Governance (ESG) factors.

Asset allocation ranges

GLI equities	80-100%
Cash	0-20%

Investment philosophy

Active, bottom up, macro aware

PORTFOLIO MANAGERS

Andrew Maple-Brown, Justin Lannen and Steven Kempler

Want to find out more?

Contact our Client Service team by:

Email: mba@unitregistry.com.au

Telephone: 1300 097 995

Website: maple-brownabbott.com.au

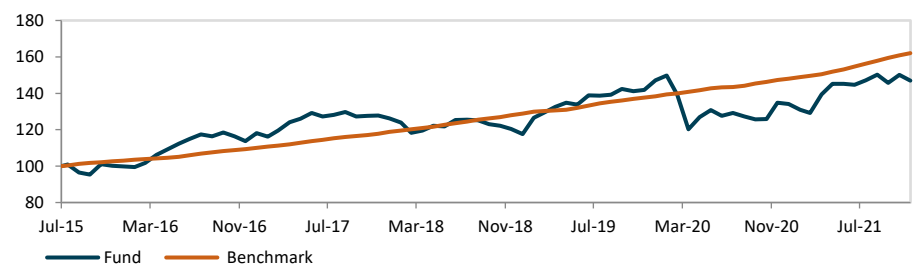
Overview

The Maple-Brown Abbott Global Listed Infrastructure Fund – Hedged (the “Fund”) is an actively managed fund that provides exposure to global listed infrastructure securities across regulated, contracted and concession assets or networks that provide essential services, with a focus on sustainability and ESG factors. These infrastructure assets typically deliver lower volatility and higher earnings stability as well as higher inflation protection compared with broader global equities. Generally, these securities have a market capitalisation greater than US\$500 million. The Fund’s currency exposure is substantially hedged back to Australian dollars. Currently, the Fund gains exposure to global listed infrastructure securities by purchasing units in the Maple-Brown Abbott Global Listed Infrastructure Fund. Our investment approach is based on deep, fundamental analysis of infrastructure companies combined with a top-down approach to managing macro risks. We believe that if inflation protection and lower volatility are key investment objectives, then focusing on these characteristics must be central to the investment process. We consider potential investments from a strictly selected infrastructure Focus List of around 110 companies across more than 25 countries. The companies on the Focus List are those that we believe provide the strongest combination of inflation protection and low volatility. We utilise a high conviction approach to ensure that the strongest company views are included in the portfolio. As a result, the strategy is expected to have between 25 and 35 securities in the portfolio, diversified by domicile at any one time.

Fund performance (%)²

	Fund ³	Benchmark ⁴	Relative performance to Benchmark	FTSE Global Core Infra. 50/50 Index ⁵	S&P Global Infra. Net AUD Index - Hedged
1 month	-2.1	0.7	-2.8	-2.2	-3.7
3 months	-2.1	2.7	-4.8	-2.3	-1.8
1 year	9.1	10.0	-0.9	9.7	9.1
3 years p.a.	6.9	8.2	-1.3	6.6	4.9
5 years p.a.	5.3	8.2	-2.9	8.0	5.5
Since inception p.a.	6.2	7.9	-1.7	7.0	4.4

Value of \$100 invested at inception



Top 5 holdings (%)⁶

	Fund
American Electric Power	5.5
Ameren Corporation	5.5
Getlink	5.5
Sempra Energy	5.1
Duke Energy Corp	5.0

Notes:

- 1 Refer to the Fund Product Disclosure Statement (“PDS”) and Additional Information Booklet (“AIB”) for further details.
- 2 Past performance is not a reliable indicator of future performance. Source: Maple-Brown Abbott Ltd, OECD website, FTSE as at 30 November 2021.
- 3 The Fund’s performance is based on the movement in net asset value per unit plus distributions and is before tax and after all fees and charges. Imputation and foreign income tax offsets are not included in the performance figures.
- 4 Benchmark: OECD Total Inflation Index + 5.5% p.a.
- 5 The Reference Index is the FTSE Global Core Infrastructure 50/50 Hedged to AUD Net of Tax Index.
- 6 The Fund gains exposure to global listed infrastructure securities by purchasing units in the Maple-Brown Abbott Global Listed Infrastructure Fund (MPL0006AU). The Fund characteristics displayed above relates to the underlying fund.

Maple-Brown Abbott Global Listed Infrastructure Fund - Hedged

Monthly Factsheet – November 2021

Portfolio characteristics ⁶

	Fund
Number of stocks	32
Dividend yield (%) ⁶	3.5
EV/EBITDA (x) ⁶	13.7
Gearing Net Debt/EBITDA (x) ⁶	4.7

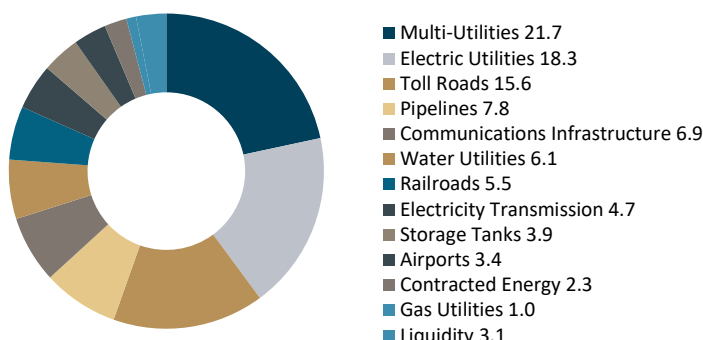
Risk measures ⁶

	Fund	Global equities
Daily volatility % p.a. ⁷	12.8	13.9
Beta vs MSCI World ⁸	0.8	

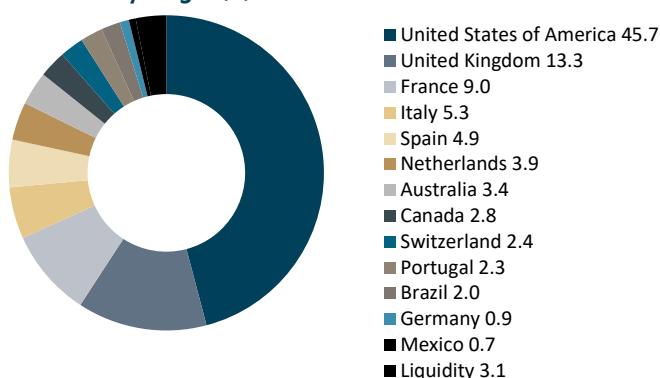
Annual distributions

Year	Cents per unit	Distribution return %
30 June 2021	2.1398	2.2
30 June 2020	1.9500	1.6
30 June 2019	3.3780	3.3
30 June 2018	4.6837	4.1
30 June 2017	5.8113	5.4

Fund sector weight (%) ⁶



Fund country weight (%) ⁶



For latest Fund commentary [click here](#).

Notes:

- The Fund gains exposure to global listed infrastructure securities by purchasing units in the Maple-Brown Abbott Global Listed Infrastructure Fund (MPL0006AU). The Fund characteristics displayed above relates to the underlying fund.
- These portfolio characteristics are the weighted average calculations for Fund which is based on the underlying securities held within the fund. The figures shown for the Fund are our own estimates derived from data sourced from Bloomberg & Senticio for the next twelve months having regard to available information on the underlying companies as at 30 November 2021 and are subject to change without notice. These figures are based on certain assumptions (including forecasting a company's earnings, cash flows, balance sheet, and dividends) which may be inaccurate or impacted by unknown risks. Actual outcomes may vary in a materially positive or negative manner.
- Volatility is since inception 14 July 2015. The volatility is calculated for both the Fund and Reference Benchmark. Volatility calculation is annualised and is the standard deviation of daily returns.
- Source: Bloomberg.

Disclaimer

This document is prepared and issued by Maple-Brown Abbott Limited ABN 73 001 208 564, AFSL 237296 ("MBA"). It does not constitute advice of any kind and should not be relied upon as such. This document contains general information only, and does not take into account your investment objectives, financial situation or specific needs. Before making any investment decision, you should seek independent financial advice. This document does not constitute an offer or solicitation by anyone in any jurisdiction. Past performance is not a reliable indicator of future performance. An investment in the Fund does not represent an investment in, deposit with or other liability of MBA, and is subject to investment risk including possible delays in repayment and loss of income and principal invested. Neither MBA, nor any of its related parties, directors or employees, make any representation or give any guarantee as to the return of capital, performance, any specific rate of return, or the taxation consequences of, any investment. Any views expressed on individual stocks or other investments, or any forecasts or estimates, are not a recommendation to buy, sell or hold, they are point in time views and may be based on certain assumptions and qualifications not set out in part or in full in this document. Information derived from sources is believed to be accurate, however such information has not been independently verified and may be subject to assumptions and qualifications not described in this document. To the extent permitted by law, neither MBA, nor any of its related parties, directors or employees, make any representation or warranty as to the accuracy, completeness, reasonableness or reliability of this information, or accept liability or responsibility for any losses, whether direct, indirect or consequential, relating to, or arising from, the use or reliance on this information. Units in the Fund are issued by MBA. Before making a decision whether to acquire, or to continue to hold an investment in the Fund, investors should obtain and consider the current PDS, AIB and Target Market Determination (TMD) for the Fund issued by MBA and available at maple-brownabbott.com.au/document-library/ or by calling 1300 097 995. This information is current as at 30 November 2021 and is subject to change at any time without notice.

S&P Global Infrastructure: The S&P Global Infrastructure Net AUD Index ("Index") is a product of S&P Dow Jones Indices LLC, its affiliates and/or their licensors and has been licensed for use by MBA. Copyright © 2020 S&P Dow Jones Indices LLC, its affiliates and/or their licensors. All rights reserved. Redistribution or reproduction in whole or in part are prohibited without written permission of S&P Dow Jones Indices LLC. For more information on any of S&P Dow Jones Indices LLC's indices please visit www.spdji.com. S&P® is a registered trademark of Standard & Poor's Financial Services LLC and Dow Jones® is a registered trademark of Dow Jones Trademark Holdings LLC. Neither S&P Dow Jones Indices LLC, Dow Jones Trademark Holdings LLC, their affiliates nor their third party licensors make any representation or warranty, express or implied, as to the ability of any index to accurately represent the asset class or market sector that it purports to represent and neither S&P Dow Jones Indices LLC, Dow Jones Trademark Holdings LLC, their affiliates nor their third party licensors shall have any liability for any errors, omissions, or interruptions of any index or the data included therein.

FTSE Global Core Infrastructure: London Stock Exchange Group companies include FTSE International Limited ("FTSE"), Frank Russell Company ("Russell"), MTS Next Limited ("MTS"), and FTSE TMX Global Debt Capital Markets Inc. ("FTSE TMX"). All rights reserved. "FTSE", "Russell", "MTS", "FTSE TMX" and "FTSE Russell" and other service marks and trademarks related to the FTSE or Russell indexes are trademarks of the London Stock Exchange Group companies and are used by FTSE, MTS, FTSE TMX and Russell under license. All information is provided for information purposes only. No responsibility or liability can be accepted by the London Stock Exchange Group companies nor its licensors for any errors or for any loss from use of this publication. Neither the London Stock Exchange Group companies nor any of its licensors make any claim, prediction, warranty or representation whatsoever, expressly or implied, either as to the results to be obtained from the use of the FTSE Indexes or the fitness or suitability of the Indexes for any particular purpose to which they might be put. All rights in the Index vest in FTSE International Limited ("FTSE") and The Association of Superannuation Funds of Australia ("ASFA"). "FTSE" is a trade mark of the London Stock Exchange Group companies and is used by FTSE under licence. "ASFA" is a trade mark of ASFA. The fund (the "Product") has been developed solely by MBA. The Index is calculated by FTSE or its agent, FTSE and its licensors are not contracted to and do not sponsor, advise, recommend, endorse or promote the Product and do not accept any liability whatsoever to any person arising out of (a) the use of, reliance on or any error in the Index or (b) investment in or operation of the Product. FTSE makes no claim, prediction, warranty or representation either as to the results to be obtained from the Product or the suitability of the Index for the purpose to which it is being put by MBA.

Signatory of:



Want to find out more?

Contact our Client Service team by:

Email: mba@unitregistry.com.au

Telephone: 1300 097 995

Website: maple-brownabbott.com.au