



MAPLE-BROWN ABBOTT

INVESTMENT MANAGERS SINCE 1984

Maple-Brown Abbott Diversified Investment Trust

Monthly Factsheet - April 2021

FUND FACTS

Fund size	\$277 million
Inception date	31 May 1988
APIR code	MPL0001AU
Distribution frequency	Quarterly
Management costs ¹	0.95% p.a.
Minimum investment ¹	\$20,000
Minimum withdrawal	Nil
Buy/sell spread	0.16/0.16%
Application price (AUD)	\$2.2267
Redemption price (AUD)	\$2.2195

FUND SNAPSHOT

OBJECTIVE

The Fund aims to outperform the Benchmark over rolling four-year periods.

BENEFITS

- **Investment expertise:** The Fund draws on the expertise of the Asset Allocation Committee and the investment teams in asset classes in which we have a long track record.
- **Portfolio diversification:** The Fund invests in a diversified portfolio of growth and defensive assets with the neutral weighting 68% and 32% respectively.
- **Investment growth and distributions:** The Fund aims to deliver long term capital growth, along with the potential to receive quarterly distributions.

INVESTMENT GUIDELINES

Australian Equities	25-65%
Overseas Equities	10-30%
REITs	0-15%
Fixed Interest	10-50%
Alternative Assets	0-10%
Cash	0-25%

INVESTMENT PHILOSOPHY

Value, active, bottom up

PORTFOLIO MANAGER

Dougal Maple-Brown

WANT TO FIND OUT MORE?

Contact our Client Service team by:

Email: mba@unitregistry.com.au

Telephone: 1300 097 995

Website: www.maple-brownabbott.com.au

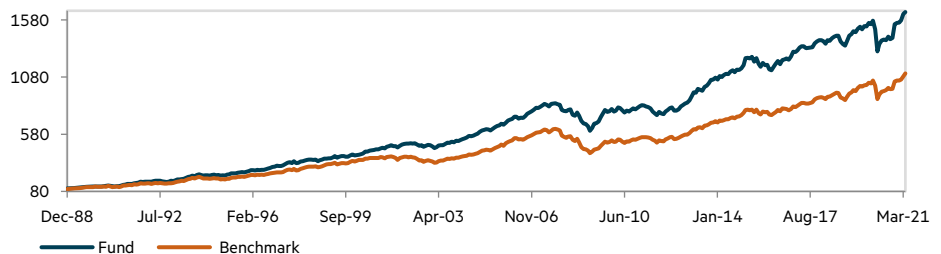
OVERVIEW

The Maple-Brown Abbott Diversified Investment Trust (the "Fund") is an actively managed fund that invests in a diversified portfolio of growth and defensive assets. The Fund offers investors diversification across a range of asset classes with the potential to provide long-term capital growth and income. The Fund invests in growth assets including Australian equities, International equities and REITs. Defensive assets comprise Australian fixed interest, alternative assets and cash. The strategic asset allocation and ongoing tactical asset allocation is reviewed and monitored by the Asset Allocation Committee. The Asset Allocation Committee is made up of senior investment team members with input from external macro-economic specialists. The Fund draws on the expertise of our investment team in asset classes in which we have a long track record.

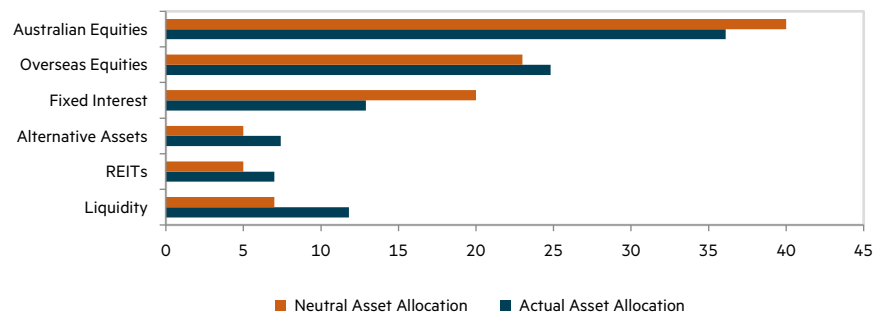
FUND PERFORMANCE (%) ²

	Fund ³	Benchmark ⁴
1 month	1.1	2.4
3 months	6.0	5.9
1 year	20.4	19.8
3 years % p.a.	5.6	7.1
4 years % p.a.	5.1	6.8
5 years % p.a.	6.7	7.6
Inception % p.a.	8.9	N/A

VALUE OF \$100 INVESTED AT INCEPTION



ASSET ALLOCATION (%)



Notes:

- 1 Refer to the Fund Product Disclosure Statement ("PDS") and Additional Information Booklet ("AIB") for further details.
- 2 Past performance is not a reliable indicator of future performance. Source: Maple-Brown Abbott Ltd, Morningstar as at 30 April 2021.
- 3 The Fund's performance is based on the movement in net asset value per unit plus distributions and is before tax and after all fees and charges. Imputation and foreign tax credits are not included in the performance figures.
- 4 The Benchmark start date is 1 January 1989. The Benchmark to 31 May 2008 is the Standard & Poor's Multisector 80 Wholesale Index and from 1 June 2008 is the Morningstar Australia Fund Multisector Growth category average.

Maple-Brown Abbott Diversified Investment Trust

Monthly Factsheet - April 2021

VALUE CHARACTERISTICS AUSTRALIAN EQUITIES SECTOR ⁵

	Fund	Market overall ⁶
Price: Earnings ratio	15.8	19.6
Price: Cash Flow ratio	9.6	12.5
Price: Net Tangible Assets ratio	2.0	3.0
Grossed up dividend yield %	5.7	4.4
Balance sheet strength ⁷	0.24	0.35
Growth in earnings per share % ⁸	4.4	2.7

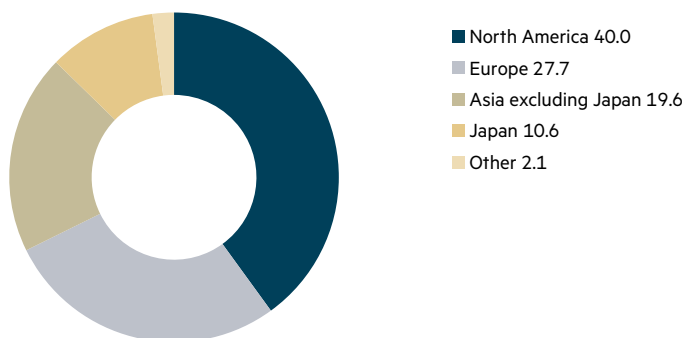
ANNUAL DISTRIBUTIONS

Year	Cents per unit	Distribution return %
30 June 2020	6.5441	3.0
30 June 2019	16.0236	7.5
30 June 2018	15.7159	7.3
30 June 2017	17.8178	8.5
30 June 2016	19.4107	8.3

AUSTRALIAN EQUITIES SECTOR TOP 5 HOLDINGS (%)

Security	Fund
BHP Billiton	10.7
Australia & New Zealand Banking Gp	8.6
Westpac Banking Corporation	8.1
National Australia Bank	6.7
Telstra Corporation	5.2

INTERNATIONAL EQUITIES REGIONAL EXPOSURE (%)



For latest Fund commentary [click here](#).

Notes:

- ⁵ The figures are based on estimates for the next twelve months which include assumptions that may not hold true. Actual outcomes may vary in a materially positive or negative manner. Source: Data from Maple-Brown Abbott Ltd, UBS, Macquarie.
- ⁶ Represents our quantitative data which includes 97.1% of the index weight of the stocks in the Benchmark, plus non-Benchmark stocks.
- ⁷ Cash Flow/Total Liabilities
- ⁸ Estimated 2022-2025, % p.a.

Disclaimer

This document is issued by Maple-Brown Abbott Limited ABN 73 001 208 564, AFSL 237296 ("MBA"). It does not constitute advice of any kind and should not be relied upon as such. This document is intended to provide general information only, and does not take into account your investment objectives, financial situation or specific needs. Before making any investment decision, you should seek independent financial advice. This document does not constitute an offer or solicitation by anyone in any jurisdiction. Past performance is not a reliable indicator of future performance. An investment in the Fund does not represent an investment in, deposit with or other liability of MBA, and is subject to investment risk including delays in repayment and loss of income and principal invested. Neither MBA, nor any of its related parties, directors or employees, make any representation or give any guarantee as to the return of capital, performance, any specific rate of return, or the taxation consequences of, any investment. Any views expressed on individual stocks or other investments, or any forecasts or estimates, are not a recommendation to buy, sell or hold, they are point in time views and may be based on certain assumptions and qualifications not set out in part or in full in this document. Information derived from sources is believed to be accurate, however such information has not been independently verified and may be subject to assumptions and qualifications not described in this document.

To the extent permitted by law, neither MBA, its related parties, directors or employees, nor Morningstar and its affiliates, make any representation or warranty as to the accuracy, completeness, timeliness, reasonableness or reliability of this information, or accept liability or responsibility for its use, distribution or any losses, whether direct, indirect or consequential, relating to, or arising from, the use or reliance on of this document.

Units in the Fund are issued by MBA. Before making a decision whether to acquire, or to continue to hold an investment in the Fund, investors should obtain and consider the current PDS and AIB for the Fund available at maple-brownabbott.com.au or by calling 1300 097 995. This information is current as at 30 April 2021 and is subject to change at any time without notice.

Morningstar: © 2017 Morningstar, Inc. All rights reserved. Any general advice or 'class service' have been prepared by Morningstar Australasia Pty Ltd (ABN: 95 090 665 544, AFSL: 240892) and/or Morningstar Research Ltd, subsidiaries of Morningstar, Inc, without reference to your objectives, financial situation or needs. Refer to our Financial Services Guide (FSG) for more information at www.morningstar.com.au/s/fsg.pdf. Our publications, s and products should be viewed as an additional investment resource, not as your sole source of information. Some material is copyright and published under licence from ASX Operations Pty Ltd ACN 004 523 782 ("ASXO").

Signatory of:



WANT TO FIND OUT MORE?

Contact our Client Service team by:

Email: mba@unitregistry.com.au

Telephone: 1300 097 995

Website: www.maple-brownabbott.com.au