

UBS Tactical Beta Fund – Balanced

December 2021

Fund description

The Fund is a diversified Australian and global portfolio with the long term neutral (or average) exposure to income and growth assets expected to be 50% / 50% respectively of the total portfolio.

Investment strategy

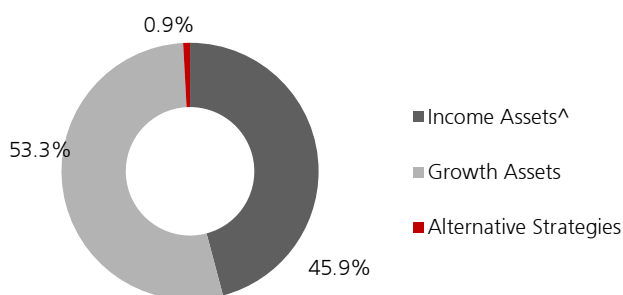
Our portfolio management team will build a diversified portfolio of income and growth assets, largely by using exchange traded funds (ETFs), both onshore and offshore, index funds, cash funds and derivatives. They will tactically allocate between asset classes and currencies based on their relative value, whilst managing the overall risk and return of the portfolio. Currency exposure is actively managed through an overlay strategy to take advantage of mis-valuations that arise.

Investment return objective

The Fund aims to outperform (after management costs) the Benchmark over rolling five year periods. The Benchmark is based on the return on the market indices based on the Neutral Allocation of assets (refer to the individual asset class benchmark weights opposite in the 'Fund tactical and strategic allocations' graph).

Growth income asset split strategy

Tactical asset allocations



[^] Includes cash

Investment performance

Fund	1 month %	3 months %	1 year %	3 years % pa	5 years % pa	Since inception* % pa
Total return	1.40	1.60	7.70	9.05	6.76	7.24
Benchmark**	1.11	2.21	9.29	10.20	7.67	8.04
Added Value	0.29	(0.61)	(1.59)	(1.15)	(0.91)	(0.80)

*Inception date: 12 October 2012. **Neutral Allocation (refer to PDS).

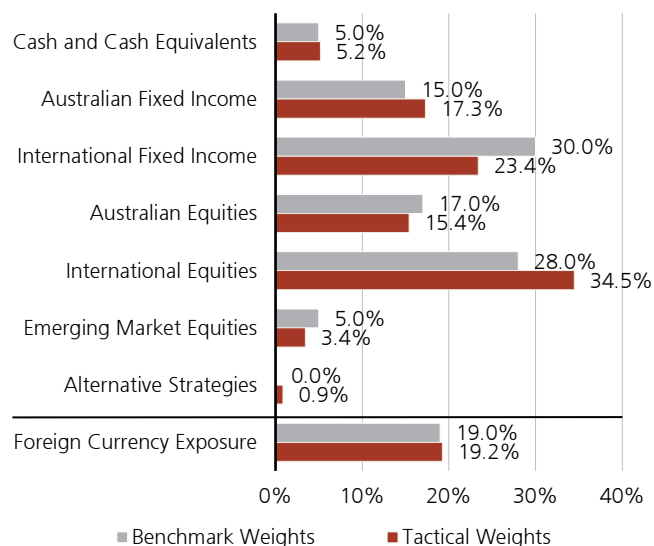
Performance figures are net of ongoing fees and expenses. The performance figures quoted are historical, calculated using end of month redemption prices, and do not allow for the effects of income tax or inflation. Total returns assume the reinvestment of all distributions. Performance can be volatile and future returns can vary from past returns.

Fund information

Inception date	12 October 2012
Fund size	\$ 59.3 m
Management fee	0.29% pa
Indirect costs	0.07% pa ¹
Minimum initial investment	\$50,000
Distributions	Quarterly
Buy/sell spread	+ 0.10% / - 0.10%
APIR code	UBS0041AU

¹ Estimate of the fees the Fund will incur through the Fund's investment in underlying funds. These fees and expenses will vary from time to time.

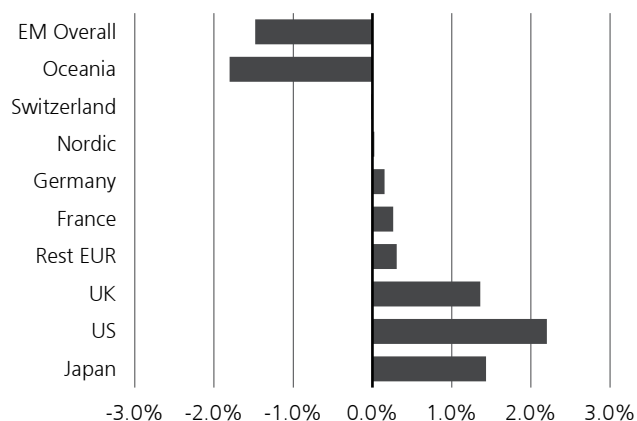
Fund tactical and strategic allocations²



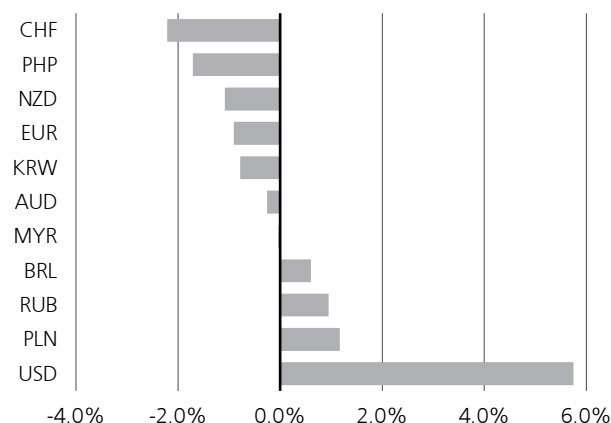
² Asset allocation includes derivatives used to hedge market exposures.

Active portfolio positioning

Equities (%)



Foreign currency (%)



Market review

Global equities rebounded in December amid optimism that the Omicron variant of COVID-19 is less harmful than initially feared. Developed government bond yields rose and credit spreads narrowed over the month, reflecting a risk-on mood among investors. But there were some areas of weakness particularly in Chinese equities which also negatively impacted emerging market equities which lagged its developed market counterparts.

Locally, Australian equities finished the month in the positive territory but underperformed global equities this month. Australian government bond yields also finished the month down which was contrary to move in developed government bond yields which rose over the month. The Australian dollar strengthened versus the US dollar in December.

Performance review

After fees and expenses, the portfolio return of 1.40% (gross of fees return of 1.42%) in December outperformed the benchmark return of 1.11% by 29bps. At the end of December, the Fund's equity weight was 3.3% overweight relative to the benchmark.

We maintained our pro-cyclical relative value trades such as long European banks versus European equities, US equal weight versus US equities as well as an overweight to US small cap equities. We also maintained our preference for long global financial, healthcare and energy equity. From a regional equity perspective, we increased our overweight to the US at the start of the month which was funded from our existing overweights in Europe and Japan, which were maintained but in smaller sizes. We maintained our overweight to UK over the month as well as our underweight to Australian and EM equities but neutralized China equities. We maintained our long position in commodities.

Duration remained short relative to the benchmark. We added an overweight to Australia duration over the month, while maintaining our neutral stance to USD duration and our underweight to Europe, UK and Japan. We also maintained our overweight to Asia high yield hard currency.

Foreign currency exposure was at 19.2% with key underweights in CHF, PHP, NZD, EUR and KRW and overweight in USD, PLN, RUB and BRL.

Asset Allocation

Asset Allocation decisions contributed positively to relative performance in December.

Our directional overweight to equities was additive over what was a risk on month. From a relative value equity perspective, positive contributions came from overweight to healthcare, European banks as well as our regional overweights, particularly in the UK and Europe. This was partially offset by detractions from our preference for US small-cap and energy equities. Short duration positioning contributed from performance as developed government bond yields generally rose over the month and our decision to add to Australia duration was additive as Australian yields bucked the trend and fell in December. Our overweight to Asia high yield hard currency detracted from performance. An overweight to commodities contributed positively to performance this month.

Active currency trades in aggregate had a positive contribution this month. Key contributors to performance this month were overweight to BRL, PLN, underweight to PHP and KRW while detractions came from overweight to RUB, underweight to CHF and NZD. Underweight to EUR and overweight to USD did not make a meaningful contribution to performance.

Outlook

Our outlook for stocks over the next 12 months remains positive. The economic recovery is likely to continue this year on the back of robust global growth, still accommodative financial conditions, and progress on the broad administration of effective COVID-19 vaccines. Improving earnings expectations are likely to underpin continued gains in global equities despite elevated valuations.

Long-term bond yields have risen well off their year-to-date lows as major central banks begin to signal the withdrawal of policy support. Inflation risks remain tilted to the upside and global economic activity is poised to remain robust well into 2022. We expect increases in real rates, as well as measures of inflation compensation, to contribute to this renewed rise in yields. Global yields have increased even as macroeconomic risks increased, a sign that there was previously too much pessimism priced in.

Client Services

Telephone: (03) 9046 4041 Freecall: 1800 572 018 Email: ubs@unitregistry.com.au www.ubs.com/am-australia

Investors should consider the PDS and seek professional financial and taxation advice before deciding whether the product is appropriate for them and whether to acquire, or to continue to hold the investment. Your investment in the Fund does not represent deposits or other liabilities of UBS or any member company of the UBS Group including UBS Asset Management (Australia) Ltd (ABN 31 003 146 290) (AFS Licence No. 222605), the issuer of the Fund. Your investment is subject to investment risk, including possible delays in repayment and loss of income and capital invested. The repayment of capital or income is not guaranteed by any company in the UBS Group. Offers of interests in the Fund are contained in the Product Disclosure Statement dated 15 December 2020. The PDS is available from our website www.ubs.com/am-am-pds or by calling (03) 9046 4041.

The PDS for this fund is only available to persons receiving the PDS (electronically or otherwise) while physically in Australia, unless expressly authorised by us in writing. The offer does not constitute an offer or invitation in any place in which, or to any person to whom, it would be unlawful to make such an offer or invitation. This Fund (or the PDS) has not been registered under the laws of any jurisdiction outside Australia. The Fund may not be offered or sold in the United States of America or to 'U.S. Persons' (as defined in 'Regulation S' of the Securities Act of 1933, as amended).

This document may not be reproduced or copies circulated without prior authority from UBS Asset Management (Australia) Ltd.

