

UBS Tactical Beta Fund – Balanced



June 2021

Fund description

The Fund is a diversified Australian and global portfolio with the long term neutral (or average) exposure to income and growth assets expected to be 50% / 50% respectively of the total portfolio.

Investment strategy

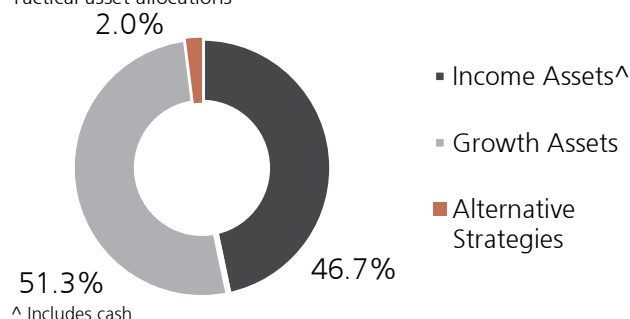
Our portfolio management team will build a diversified portfolio of income and growth assets, largely by using exchange traded funds (ETFs), both onshore and offshore, index funds, cash funds and derivatives. They will tactically allocate between asset classes and currencies based on their relative value, whilst managing the overall risk and return of the portfolio. Currency exposure is actively managed through an overlay strategy to take advantage of mis-valuations that arise.

Investment return objective

The Fund aims to outperform (after management costs) the Benchmark over rolling five year periods. The Benchmark is based on the return on the market indices based on the Neutral Allocation of assets (refer to the individual asset class benchmark weights opposite in the 'Fund tactical and strategic allocations' graph).

Growth income asset split strategy

Tactical asset allocations



Investment performance

Fund	1 month %	3 months %	1 year %	3 years % pa	5 years % pa	Since inception* % pa
Total return	1.27	4.18	15.12	6.99	7.05	7.42
Benchmark**	1.78	4.62	15.63	8.02	7.89	8.15
Added Value	(0.51)	(0.44)	(0.51)	(1.03)	(0.84)	(0.73)

*Inception date: 12 October 2012. **Neutral Allocation (refer to PDS).

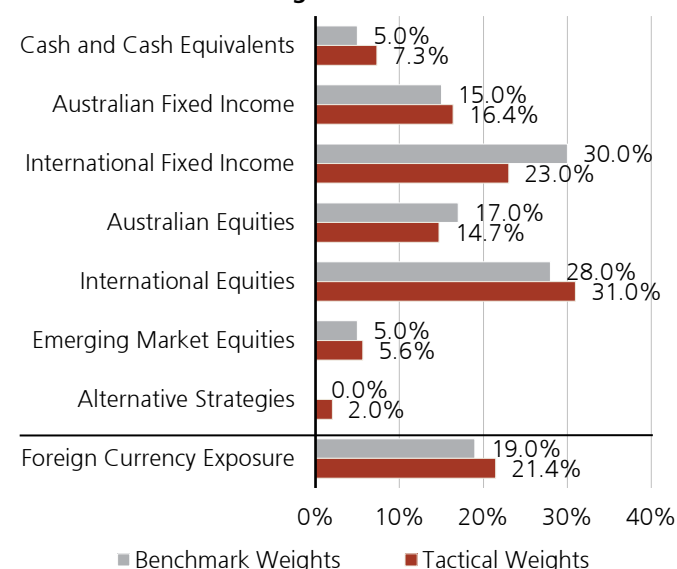
Performance figures are net of ongoing fees and expenses. The performance figures quoted are historical, calculated using end of month redemption prices, and do not allow for the effects of income tax or inflation. Total returns assume the reinvestment of all distributions. Performance can be volatile and future returns can vary from past returns.

Fund information

Inception date	12 October 2012
Fund size	\$157.9 m
Management fee	0.29% pa
Indirect costs	0.07% pa ¹
Minimum initial investment	\$10,000 (via mFund and online application \$5,000)
Distributions	Quarterly
Buy/sell spread	+ 0.10% / - 0.10%
APIR code	UBS0041AU
mFund code	UAM07

¹ Estimate of the fees the Fund will incur through the Fund's investment in underlying funds. These fees and expenses will vary from time to time.

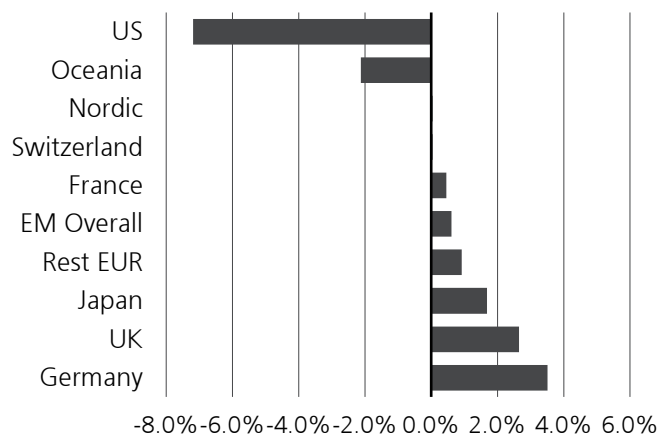
Fund tactical and strategic allocations²



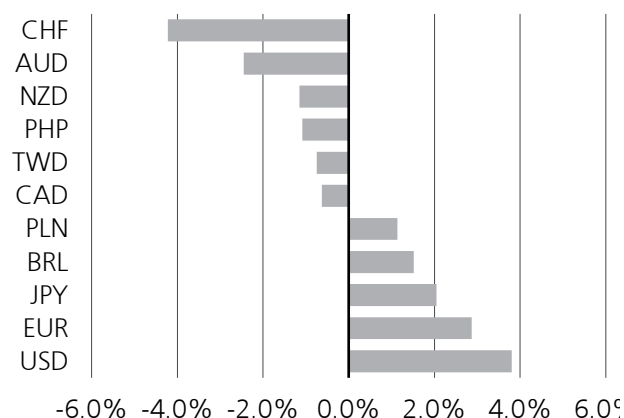
² Asset allocation includes derivatives used to hedge market exposures.

Active portfolio positioning

Equities (%)



Foreign currency (%)



Market review

Global equities hit new records highs in June capping a strong second quarter. This was followed by declining US treasury yields as worries over a sustained rise in inflation appeared to abate. The focus of the month was on the US Federal Reserve's policy meeting which showed officials now forecasting two rate hikes in 2023 (up from zero in March). This hawkish message prompted a brief selloff in equities which recovered to finish the month in a positive territory. Bond yields declined over the month despite a more hawkish FOMC meeting but we believe this reflects increasing confidence among investors that the recent rise in inflation will prove to be transitory.

Locally, Australian equities outperformed global equities and delivered positive return. Australian 10-year government bond decreased over the month which was in line with the movement in US Treasury yields over the month. The Australian dollar weakened against the US dollar as hawkish message from the US Federal Reserve saw the USD appreciate against most other currencies.

Performance review

After fees and expenses, the portfolio return of 1.27% (gross of fees return of 1.30%) in June underperformed the benchmark return of 1.78% by 51bps. At the end of June, the Fund's equity weight was 1.3% overweight relative to the benchmark. We maintained our exposure to pro-cyclical relative value trades such as long European banks versus European equities and long global financial equities versus global equities, as well as a long US equal weighted index relative to the US market cap index. In terms of regional equity views, we continue to hold a preference for UK, Germany, Japan and Europe over the US and Australian equities. We also added to our existing overweight to Global REITs at the end of the month.

Duration was kept short relative to the benchmark over the month. We remained broadly neutral in Australian and US dollar duration and underweight to Europe and Japan and overweight to hard currency EM debt.

Foreign currency exposure was at 21.4% with key underweights in CHF, NZD, PHP, TWD, KRW, AUD, CAD and overweights in USD, BRL, EUR, JPY and PLN.

Asset Allocation

Asset Allocation decisions detracted this month which was partially offset by positive contributions from our active currency trades. Our relative value equity trades were responsible for majority of the underperformance as our preference for long European Banks versus EMU equity, global financial equities and US equal weighted basket vs US market cap index detracted from performance. We took profits on a portion of our US equal weight position at the end of the month. From a regional equity perspective overweight to Europe including the UK and Japan as well as underweight to Australia, opened early in the month, and the US detracted from performance. Duration positioning detracted slightly from performance this month as treasury yields decreased over the month while our overweight to hard currency EM debt made a marginally positive contribution to performance in June.

Active currency trades in aggregate were additive this month. The largest positive contribution came from our overweight to BRL as sentiment at the beginning of the month was more supportive for EM currencies and on the back of better than expected growth data in Brazil. Through the month we made adjustments to our FX trade set; in the middle of the month to neutralize our USD underweight and then to move overweight USD at the end of the month. Our underweight to NZD, increasing an underweight to AUD and opening an underweight to CAD also made positive contribution over the month as well as our overweight to PHP and underweight to CHF, KRW and TWD. Detractions came from our overweights to JPY, EUR and PLN. Through the month we also closed long positions in NOK, SEK and took profits on MXN, while reducing our overweight to EUR.

Outlook

Our outlook for stocks over the next 12 months remains positive. The economic recovery is likely to continue this year on the back of additional global fiscal stimulus, still accommodative financial conditions, and progress on the broad administration of effective COVID-19 vaccines. However, we believe much of the equity market returns in 2021 have been front-loaded, particularly in the US. The belly and long end of sovereign curves are serving as release valves for any signs of economic optimism as central bank commitments to keep policy rates low remain credible. We expect both increases in real rates and market-based measures of inflation compensation to contribute to further increases in yields

Client Services

Telephone: (03) 9046 4041 Freecall: 1800 572 018 Email: ubs@unitregistry.com.au www.ubs.com/am-australia

Investors should consider the PDS and seek professional financial and taxation advice before deciding whether the product is appropriate for them and whether to acquire, or to continue to hold the investment. Your investment in the Fund does not represent deposits or other liabilities of UBS or any member company of the UBS Group including UBS Asset Management (Australia) Ltd (ABN 31 003 146 290) (AFS Licence No. 222605), the issuer of the Fund. Your investment is subject to investment risk, including possible delays in repayment and loss of income and capital invested. The repayment of capital or income is not guaranteed by any company in the UBS Group. Offers of interests in the Fund are contained in the Product Disclosure Statement dated 15 December 2020. The PDS is available from our website www.ubs.com/am-am-pds or by calling (03) 9046 4041.

The PDS for this fund is only available to persons receiving the PDS (electronically or otherwise) while physically in Australia, unless expressly authorised by us in writing. The offer does not constitute an offer or invitation in any place in which, or to any person to whom, it would be unlawful to make such an offer or invitation. This Fund (or the PDS) has not been registered under the laws of any jurisdiction outside Australia. The Fund may not be offered or sold in the United States of America or to 'U.S. Persons' (as defined in 'Regulation S' of the Securities Act of 1933, as amended).

This document may not be reproduced or copies circulated without prior authority from UBS Asset Management (Australia) Ltd.

