

# AMP CAPITAL MULTI-ASSET FUND

Monthly communication — Platform

March 2022



The AMP Capital Multi-Asset Fund (the Fund) aims to provide solid, inflation beating returns, by investing in a portfolio of assets spread across different classes, sectors and geographies.

The Fund is actively managed and has the ability to change the portfolio's asset mix in order to navigate the ups and downs of the investment cycle. This may be of particular value to investors concerned about short-term market fluctuations.

Smoother performance over time



Grow your wealth steadily over time



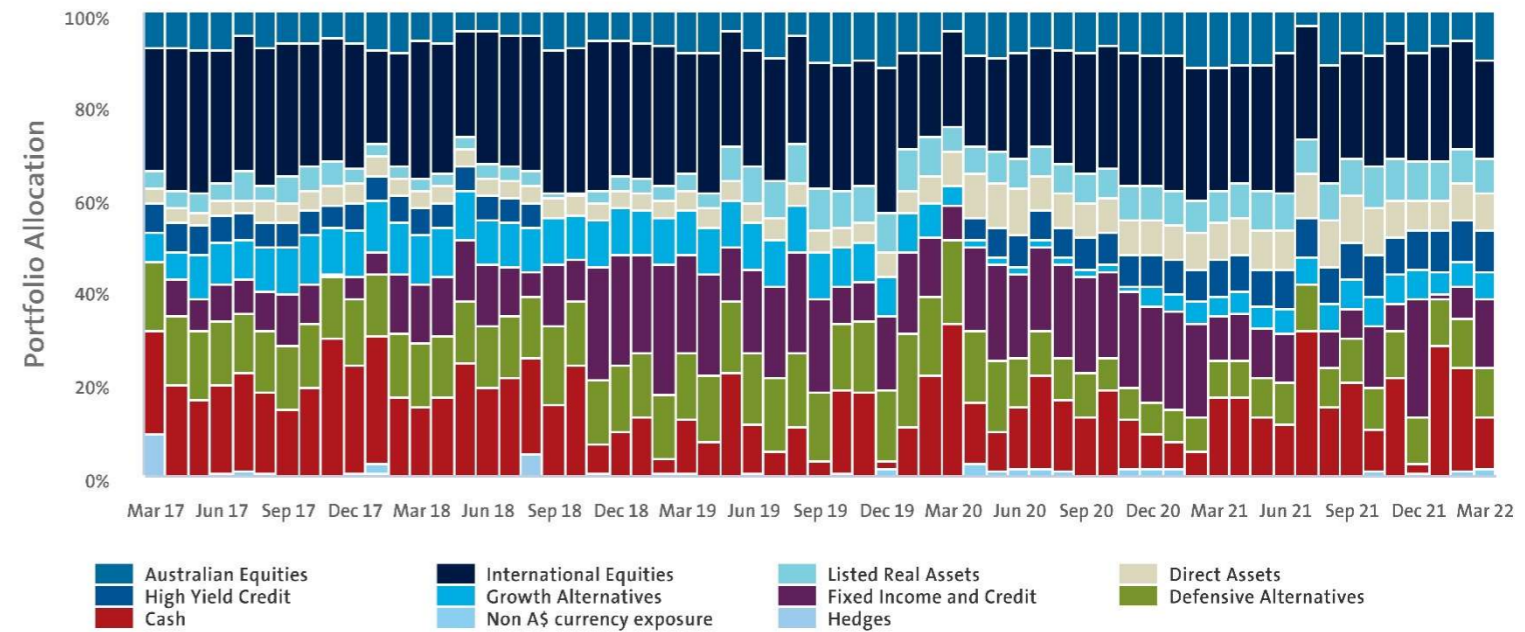
Pay for lifestyle extras during retirement



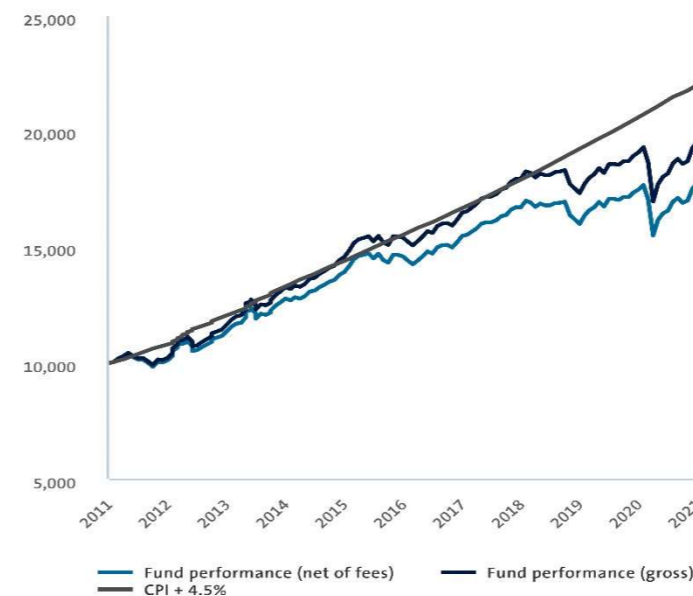
Help protect your savings from market falls



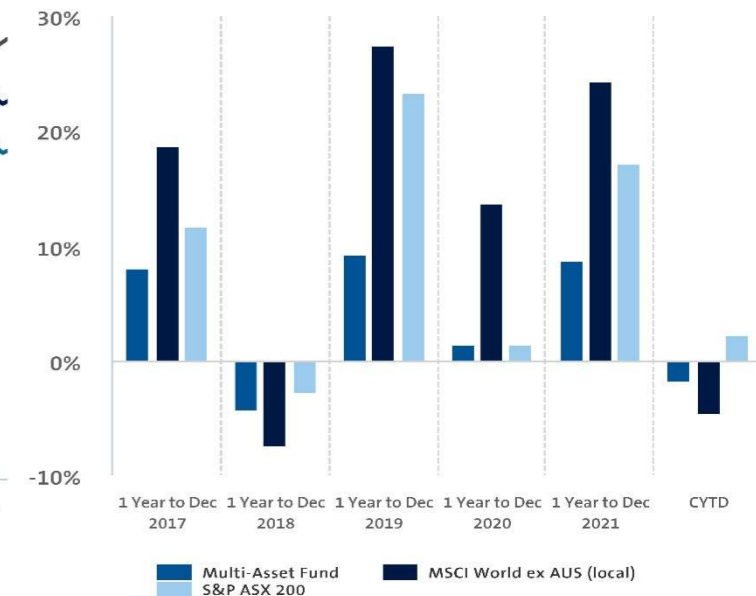
## Flexible allocations to navigate market movements



CONSISTENT PATHWAY OF RETURNS



DOWNSIDE RESILIENCE AGAINST EQUITIES



Performance is platform class A, before and after platform class A management fees and before taxes, and assumes all distributions are reinvested. Returns are shown before fees to promote comparison with the total target return of 4.5% annum above inflation.

Performance is platform class A, after platform class A fees and before taxes, and assumes all distributions are reinvested.

## This month in brief

### Performance and positioning

The Fund fell slightly in the March quarter; however, performance was resilient in a market where International Equities and Bonds both lost significant value. The fund benefited from investments in areas such as Latin America and also Australia. Markets continued to be heavily impacted by rising inflation and rapidly shifting central bank policy, especially from the US. The US Federal Reserve (Fed) raised rates by 0.25% late in the quarter, with a further 8 hikes priced over 2022. It also signalled a much faster unwind of bond holdings ('quantitative tightening' or 'QT') than originally expected.

### Portfolio activity

The Fund's positioning continues to prefer commodity related equities, listed real assets, alternatives, and cash. The fund has much lower exposure to bonds, some emerging markets such as China, and growth centric equity sectors such as the US. The portfolio is maintaining its core exposures in equities, loans, alternatives and selected commodities and we see quite attractive valuations and earnings trends in many of these areas. We also maintain significant defensive tail-hedging positions with a focus on expensive sectors such as high yield debt.

### Outlook

Looking ahead, we expect economic growth to remain positive but to slow, as the impact of higher prices, costs, and interest rates ripple through economies. Alongside the high level of geopolitical shocks and lack of the safety valves (e.g. monetary policy), we expect the elevated volatility to continue. The potential for a 'policy mistake' has risen, but our base case remains that inflation is likely to retreat somewhat over the next 12 months and that growth can maintain some of its momentum. There are elevated risks around this view however. At present there remain many areas of attraction in markets, especially those around commodity markets and the decarbonisation process. We expect these, plus the additional volatility, to continue to present opportunities

## Here's how the fund performed

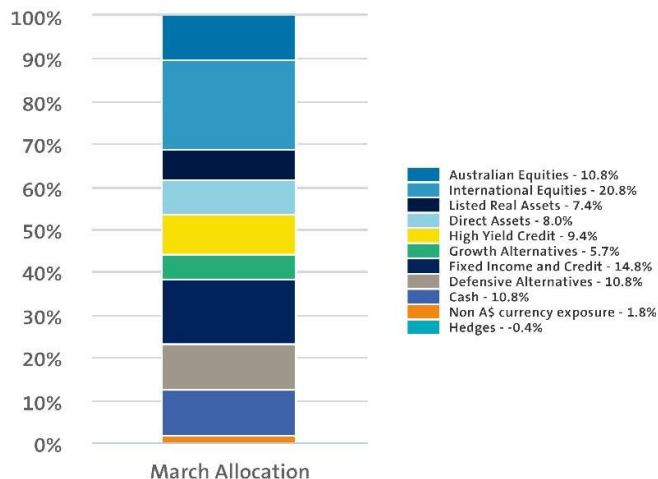
	1mth %	3mth %	1yr %	3yr %	5yr %	Since Inception*
Multi-Asset Fund (after fees)	0.49	-1.90	4.43	4.22	3.67	5.53
Multi-Asset Fund (before fees)	0.55	-1.73	5.16	5.02	4.50	6.44
CPI+4.5% objective	0.61	1.74	6.66	6.85	7.07	7.49

\* Past performance is not a reliable indicator of future performance. Inception date for unit Class A is 2 December 2010. Performance is annualised for periods greater than one year. Total returns are calculated using the unit price which uses the net asset values for the relevant month end. This price may differ from the actual unit price for an investor applying for or redeeming an investment. Actual unit prices will be confirmed following any transaction by an investor. Returns quoted are before tax, after Class A fees and costs and assume all dividends are reinvested.

FUND DETAILS	
INCEPTION DATE	2 December 2010
STRATEGY SIZE	\$406.72 million
DISTRIBUTION FREQUENCY	Quarterly
APIR CODE	AMP1685AU
BUY/SELL SPREAD	0.13/-0.14%
SUGGESTED MINIMUM INVESTMENT TIMEFRAME	5 years

**INVESTMENT OBJECTIVE**

The Fund aims to provide a total return (income and capital growth ) before costs and before tax, of 4.5% pa above inflation, the Reserve Bank of Australia inflation rate (Consumer Price Index) - trimmed mean (published on [www.rba.gov.au](http://www.rba.gov.au)), on a rolling 5 year basis. In addition, we aim to deliver indicative volatility rate of 4-8% (bond-like) over rolling five years. We aim to deliver this in a manner that is as efficient as possible (with respect to risk and cost) within the bounds above.



## Portfolio manager



**MATTHEW HOPKINS**  
Senior Portfolio Manager

Matthew Hopkins is the Senior Portfolio Manager for the AMP Capital Multi-Asset Fund. Mr Hopkins chairs the working group for the Multi-Asset Fund and is responsible for portfolio construction, risk management, research and hedging. In his role within the portfolio management team, Mr Hopkins also participates in a wider variety of client-related investment solutions for the Multi-Asset Group and has extensive experience in portfolio construction and investment risk analysis. Mr Hopkins began with AMP Capital in 1989. Subsequently, he has held various positions including as a Portfolio Manager in global hedge funds, Divisional Director of Investment Risk (Research and Strategy, Henderson Global Investors, London) and Head of Portfolio Analytics (UK Equities, AMP Asset Management, London).

## CONTACT DETAILS

For more information on the Fund including fees, product features, benefits and risks talk to your adviser or call us on 1800 658 404 or visit [ampcapital.com.au](http://ampcapital.com.au)

ipac Asset Management Limited (ABN 22 003 257 225, AFSL 234655) (ipac) is the responsible entity of the AMP Capital Multi-Asset Fund - Platform Class A (Fund) and the issuer of the units in the Fund. To invest in the Fund, investors will need to obtain the current Product Disclosure Statement (PDS) from National

Mutual Funds Management Ltd. (ABN 32 006 787 720, AFSL 234652) (NMFML). The PDS contains important information about investing in the Fund and it is important that investors read the PDS before making a decision about whether to acquire, or continue to hold or dispose of units in the Fund. A target market determination has been made in respect of the Fund and is available at [www.ampcapital.com/TMD](http://www.ampcapital.com/TMD) Neither NMFML, ipac nor any other company in the AMP Group guarantees the repayment of capital or the performance of any product or any particular rate of return referred to in this document. Past performance is not a reliable indicator of future performance. While every care has been taken in the preparation of this document, AMP Capital makes no representation or warranty as to the accuracy or completeness of any statement in it including without limitation, any forecasts. This document has been prepared for the purpose of providing general information, without taking account of any particular investor's objectives, financial situation or needs. Investors should, before making any investment decisions, consider the appropriateness of the information in this document, and seek professional advice, having regard to their objectives, financial situation and needs. This document is solely for the use of the party to whom it is provided and must not be provided to any other person or entity without the express written consent of AMP Capital. This document is not intended for distribution or use in any jurisdiction where it would be contrary to applicable laws, regulations or directives and does not constitute a recommendation, offer, solicitation or invitation to invest.

© Copyright 2017 AMP Capital Investors Limited. All rights reserved.

