


AMP CAPITAL MULTI-ASSET FUND

Monthly communication — Platform

April 2021



The AMP Capital Multi-Asset Fund (the Fund) aims to provide solid, inflation beating returns, by investing in a portfolio of assets spread across different classes, sectors and geographies.

The Fund is actively managed and has the ability to change the portfolio's asset mix in order to navigate the ups and downs of the investment cycle. This may be of particular value to investors concerned about short-term market fluctuations.

Smoother performance over time



Grow your wealth steadily over time



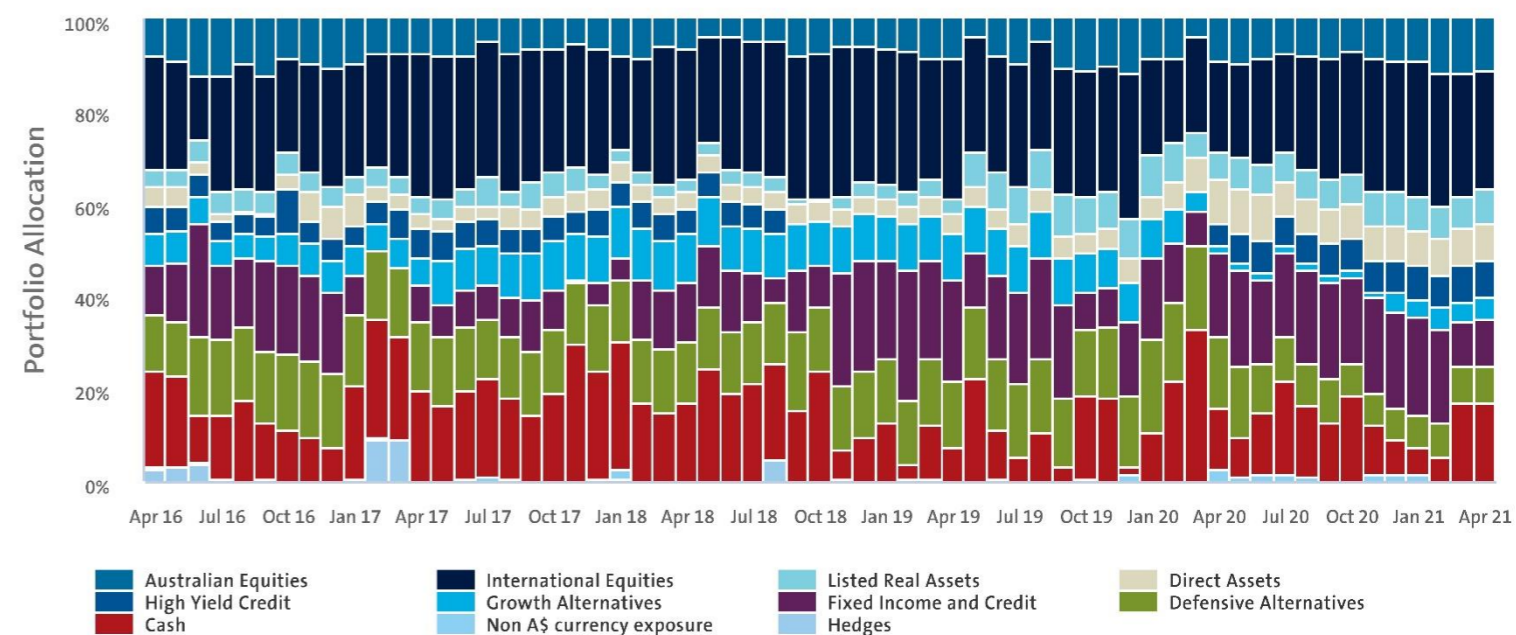
Pay for lifestyle extras during retirement



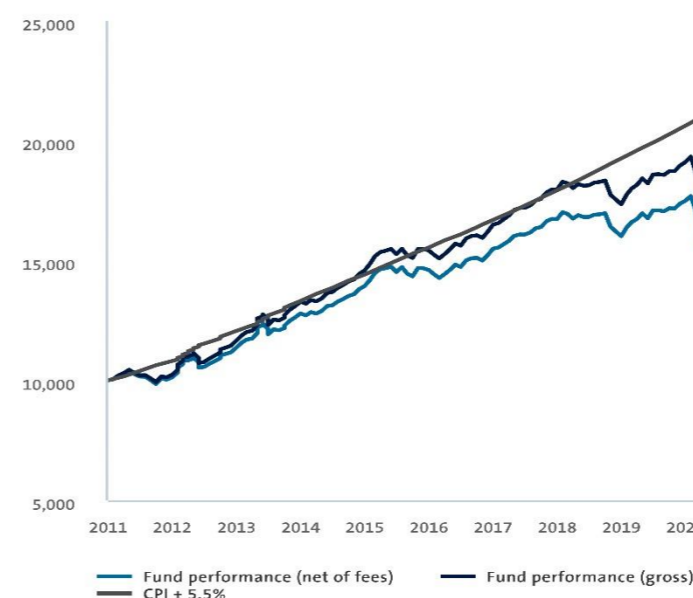
Help protect your savings from market falls



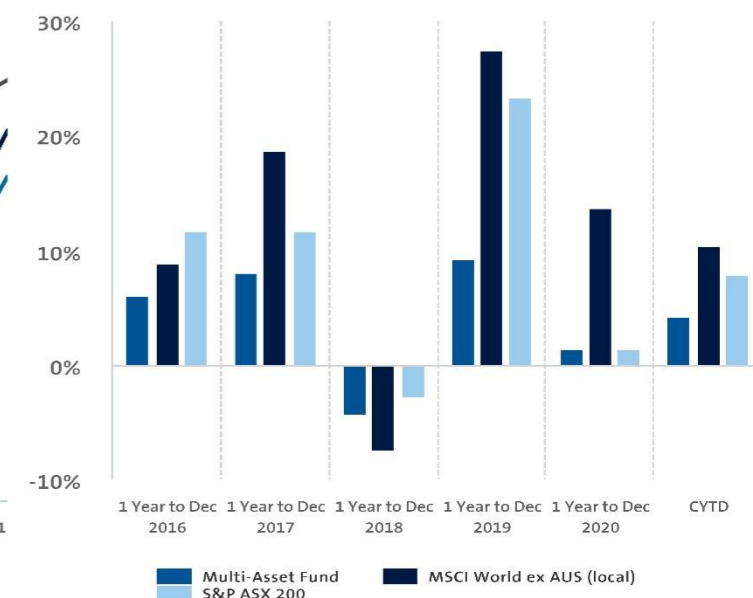
Flexible allocations to navigate market movements



CONSISTENT PATHWAY OF RETURNS



DOWNSIDE RESILIENCE AGAINST EQUITIES



Performance is platform class A, before and after platform class A management fees and before taxes, and assumes all distributions are reinvested. Returns are shown before fees to promote comparison with the total target return of 5.5% annum above inflation.

Performance is platform class A, after platform class A fees and before taxes, and assumes all distributions are reinvested.

This month in brief

Performance and positioning

The Fund produced a strong positive return in April. Contributions were broad based across equities, fixed income, and absolute return strategies. Stand out contributions again came from US banks, supported by global and Australian equity strategies. The hedge fund and co-investment strategies also had a very strong month, while bond holdings benefited from a pull-pack in interest rates following sharp rises in the first quarter.

Portfolio activity

The Fund is tilted towards active strategies, with the equities and alternative components contributing strongly to returns. The Fund retains its core exposures, emphasising actively-managed equities, listed infrastructure, alternatives and selected high-yield securities (bank loans and mortgage securities). Hedging (defensive) positions have been increased in US equity given increasing signs of the rally moving too fast and materialising concerns over rising inflation. The Fund's positioning was largely unchanged, although the broad equities exposure was reduced in response to our process signalling overbought conditions.

Outlook

Our base case remains that of a reflationary / reopening environment where the portfolio is leaning toward more cyclical areas of the market that are experiencing rapid earnings growth and that stand to benefit from continued economic momentum and to some extent rising interest rates. This is counterbalanced by increased hedging and higher cash levels. Over the medium term, our outlook remains positive, given very strong stimulus progress, supportive policy via low rates, and ultimately vaccine success. Equity markets have never had a negative year with earnings growth of 25% or greater, a level that 2021 will surpass comfortably. However, the looming increase in inflation levels, even if transitory are expected to create uncertainty in policy direction and higher volatility in markets. The Fund's equity exposure and our forward-looking risk measures are above neutral, despite the reduction over April.

Here's how the fund performed

	1mth %	3mth %	1yr %	3yr %	5yr %	Since Inception*
Multi-Asset Fund (after fees)	2.05	3.86	14.33	3.09	4.84	5.79
Multi-Asset Fund (before fees)	2.11	4.04	15.18	3.94	5.71	6.73
CPI+5.5% objective	0.57	1.71	6.77	7.09	7.16	7.57

* Past performance is not a reliable indicator of future performance. Inception date for unit Class A is 2 December 2010. Performance is annualised for periods greater than one year. Total returns are calculated using the unit price which uses the net asset values for the relevant month end. This price may differ from the actual unit price for an investor applying for or redeeming an investment. Actual unit prices will be confirmed following any transaction by an investor. Returns quoted are before tax, after Class A fees and costs and assume all dividends are reinvested.

FUND DETAILS

INCEPTION DATE 2 December 2010

STRATEGY SIZE \$653.09 million

DISTRIBUTION FREQUENCY Quarterly

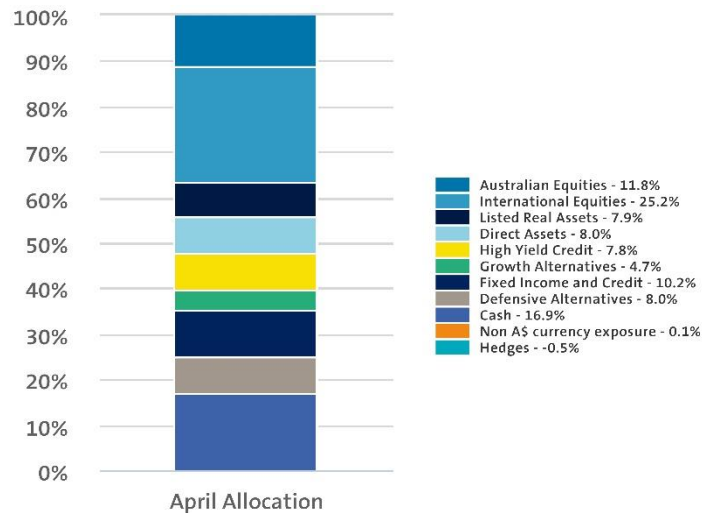
APIR CODE AMP1685AU

BUY/SELL SPREAD 0.13/-0.15%

SUGGESTED MINIMUM INVESTMENT TIMEFRAME 5 years

INVESTMENT OBJECTIVE

The Fund aims to provide a total return (income and capital growth) before costs and before tax, of 5.5% pa above inflation, the Reserve Bank of Australia inflation rate (Consumer Price Index) - trimmed mean (published on www.rba.gov.au), on a rolling 5 year basis. In addition, we aim to deliver indicative volatility rate of 4-8% (bond-like) over rolling five years. We aim to deliver this in a manner that is as efficient as possible (with respect to risk and cost) within the bounds above.



Portfolio manager



MATTHEW HOPKINS
Senior Portfolio Manager

Matthew Hopkins is the Senior Portfolio Manager for the AMP Capital Multi-Asset Fund. Mr Hopkins chairs the working group for the Multi-Asset Fund and is responsible for portfolio construction, risk management, research and hedging. In his role within the portfolio management team, Mr Hopkins also participates in a wider variety of client-related investment solutions for the Multi-Asset Group and has extensive experience in portfolio construction and investment risk analysis. Mr Hopkins began with AMP Capital in 1989. Subsequently, he has held various positions including as a Portfolio Manager in global hedge funds, Divisional Director of Investment Risk (Research and Strategy, Henderson Global Investors, London) and Head of Portfolio Analytics (UK Equities, AMP Asset Management, London).

CONTACT DETAILS

For more information on the Fund including fees, product features, benefits and risks talk to your adviser or call us on 1800 658 404 or visit amcapital.com.au

Important note: Investors should consider the Product Disclosure Statement (PDS) available from AMP Capital Investors Limited (ABN 59 001 777 591) (AFSL 232497) (AMP Capital) for the AMP Capital Multi-Asset Fund - Platform Class A (Fund) before making any decision regarding the Fund. AMP Capital Funds

Management Limited (ABN 15 159 557 721, AFSL 426 455) is the responsible entity of the Fund and the issuer of units in the Fund. The PDS contains important information about investing in the Fund and it is important investors read the PDS before making a decision about whether to acquire, continue to hold or dispose of units in the Fund. Neither AMP Capital, nor any other company in the AMP Group guarantees the repayment of capital or the performance of any product or any particular rate of return referred to in this document. Past performance is not a reliable indicator of future performance. While every care has been taken in the preparation of this document, AMP Capital makes no representation or warranty as to the accuracy or completeness of any statement in it including without limitation, any forecasts. This fact sheet has been prepared for the purpose of providing general information, without taking account of any particular investor's objectives, financial situation or needs. Investors should, before making any investment decisions, consider the appropriateness of the information in this fact sheet, and seek professional advice, having regard to their objectives, financial situation and needs.

© Copyright 2017 AMP Capital Investors Limited. All rights reserved.

