



ipac INCOME GENERATOR

Monthly communication — Platform

September 2022



The ipac Income Generator aims to provide investors with a reliable and stable monthly income that rises over time to keep pace with inflation.

It does this by investing through specialist investment managers across a diversified mix of assets including shares, bonds, property trusts and infrastructure. While the Fund's focus is on income generation, it also aims to achieve some capital growth over the medium to longer term to help meet the rising cost of living.

Tax effective 

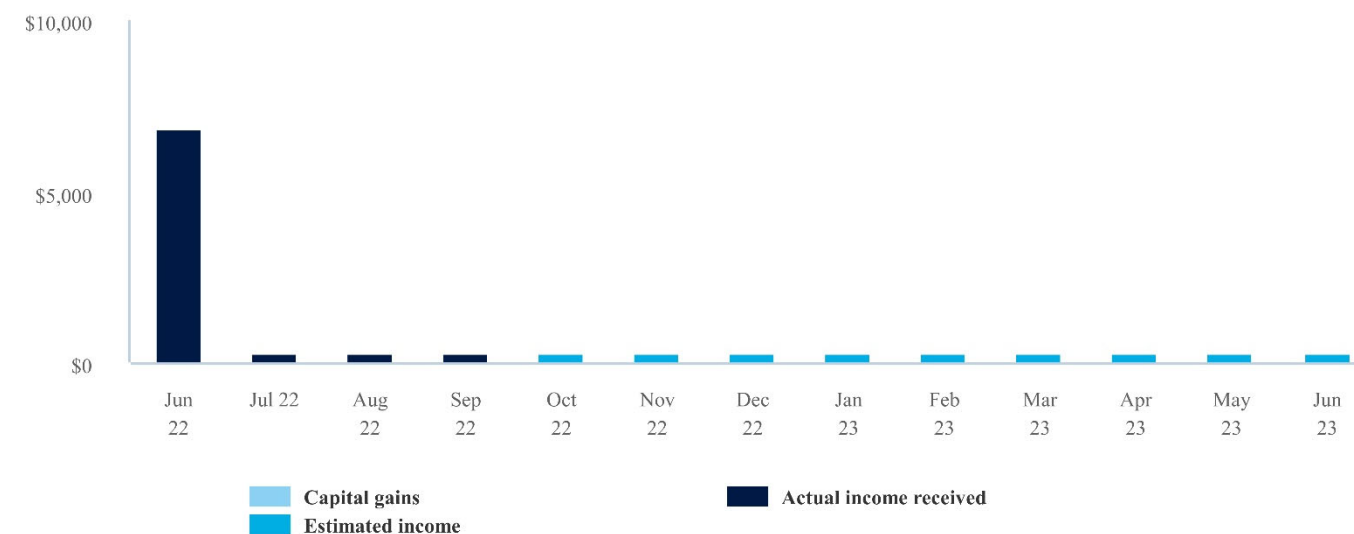
Reliable regular income 

Help meet living expenses 

Replace a salary in retirement 

Plan your income

A forecast distribution amount is regularly provided, and is currently estimated to be 0.306 cents per unit per month until June 2023. For illustrative purposes, the chart below represents income based on \$100K investment.



Total yield estimated to be 4.25% pa*

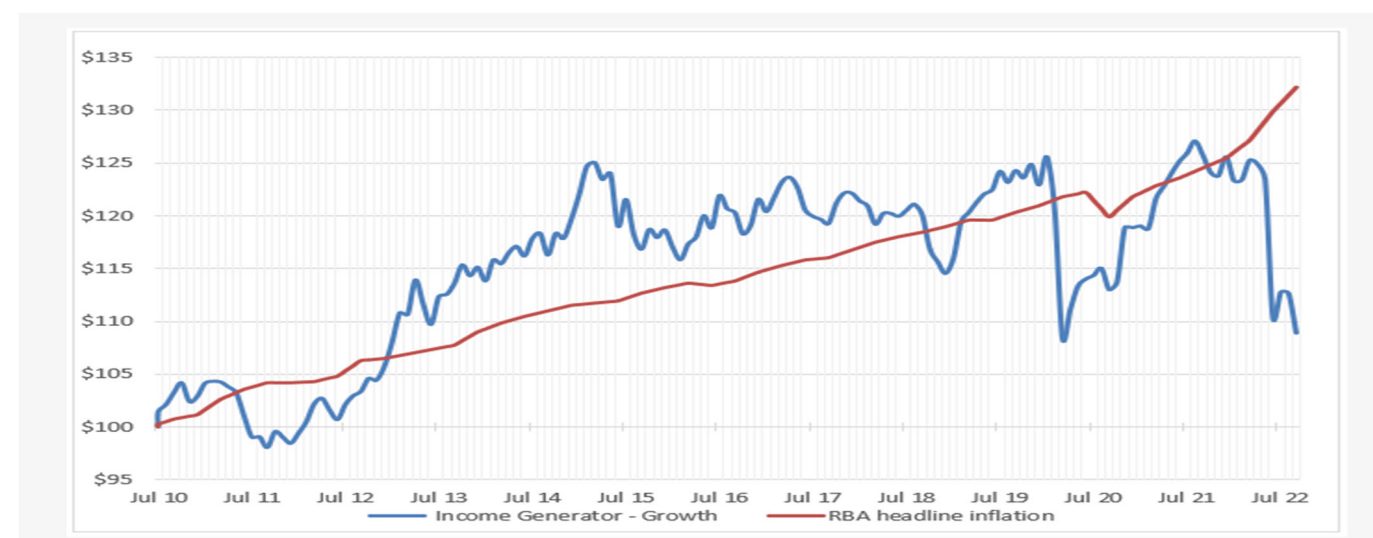
Any additional income is paid out in the 13th distribution in June and reinvested to grow capital.

*Effective yield is based on the unit price at the start of the period. It is important to note that the final annualised distribution yield will not be known until the end of the financial year, that the distribution yield estimate isn't guaranteed, and that it may change over the period due to market movements in the Fund unit prices. We base our estimate on assumptions set out at the end of this document, and you should be aware that if facts differ from our assumptions, the final distribution yield may differ from the estimate.

DESIGNED TO PROVIDE GROWING INCOME OVER TIME

Note: The cumulative distribution shown above is for investments in Platforms class (Class K), net of fees. The 13th distribution is automatically reinvested providing investors with an increased number of units

Source: AMP



This month in brief

Performance

In a difficult market environment, the Fund produced a small negative return for the quarter, though franking credits offset a large portion of this fall. We believe the Fund's underlying strategies remain particularly well suited to the current environment. In Australian equities, our three core managers have outperformed the market collectively by approximately 4% year to-date, while our two international equity strategies have outperformed by approximately 13.5% collectively. In fixed income, both core strategies are down by approximately 1% and 4% respectively year to-date, compared to market indices that are down 10%. Elsewhere, our allocation to the AMP Capital Community Infrastructure Fund has gained by almost 5% year-to-date.

Portfolio activity

The Fund's allocation to Australian equities has been reduced over the last year. Meanwhile, we've begun to add some exposure towards corporate bonds, where we believe the pivot toward fixed income is moving closer. Many new issues are offering yields of more than 5%. In international shares, the Fund's holdings continue to emphasise energy stocks, which remain relatively cheap and often have exceptional cash flows, as well as other more defensive areas such as healthcare, though companies such as United Health and AstraZeneca.

Positioning and outlook

As the global economy shifts further into slowdown and likely recession next year, we think earnings will take the lead in driving prices. Depending on the speed and direction of bond yields, valuations will either move sideways, or likely also fall, but at a slower rate. Given the Fund's positioning, we believe this environment will be beneficial. Higher-quality income companies, as preferred by the Fund, tend to have fewer cyclical earnings revisions and, while they are not immune to downturns, they are better placed than other more leveraged areas of the market. We also expect to have an opportunity to switch more of the portfolio towards fixed income, in order to take advantage of the transition (at higher yields) of a move in the market from one of inflation containment to a growth slowdown. In the meantime, the higher rate environment continues to bode well for future income production.

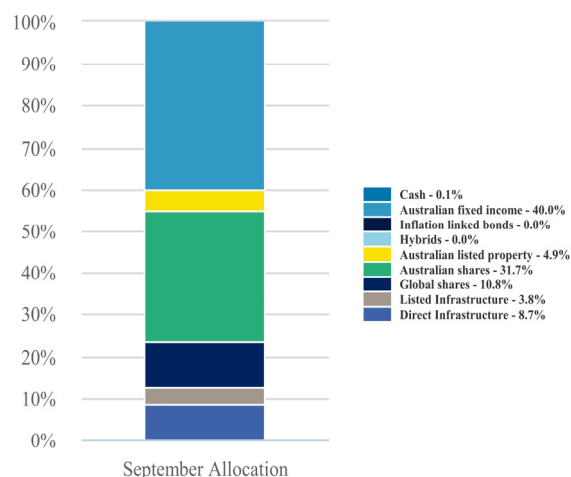
Here's how the fund performed

	1mth %	3mth %	1yr %	3yr %	5yr %	Since Inception %*
Distribution	0.29	0.86	9.62	5.76	5.62	5.48
Growth	-3.34	-1.30	-13.40	-4.31	-1.81	0.59
Total Return	-3.05	-0.44	-3.78	1.45	3.81	6.07

* Past performance is not a reliable indicator of future performance. The inception date for unit Class K is 31 May 2010. Performance is annualised for periods greater than one year. Total returns are calculated using the unit price which uses the net asset values for the relevant month end. This price may differ from the actual unit price for an investor applying for or redeeming an investment. Actual unit prices will be confirmed following any transaction by an investor. Returns quoted are before tax, after Class K fees and costs, and assume all distributions are reinvested.

TOP HOLDINGS IN AUSTRALIAN SHARES	WEIGHT %
BHP Group Ltd	2.97
National Australia Bank Ltd	2.00
Australia & New Zealand Banking Group Ltd	1.83
Woodside Energy Group Ltd	1.53
Telstra Corp Ltd	1.51
Commonwealth Bank Aust	1.48
Medibank Pvt Ltd	1.04
CSL Ltd	0.88
Macquarie Group Ltd	0.84
Coles Group Ltd	0.75

COMBINING ASSETS TO DELIVER SUSTAINABLE INCOME



FUND DETAILS	
Inception date	1 June 2010
Strategy size	\$1,067.29 million
Distribution frequency	Monthly
APIR code	IPA0076AU
Buy/Sell spread	+/-0.11%
Suggested minimum investment timeframe	5 years
Investment objective	The portfolio aims to provide regular income with some capital growth over the medium to long term. The Fund's internal performance benchmark is the average weighted return of the relevant market indices used to measure the performance of the underlying asset classes in which the Fund invests.

Portfolio manager



MATTHEW HOPKINS

Portfolio Manager

Matthew is lead Portfolio Manager for the Multi-Asset Fund, Extended Multi-Asset Fund, Income Generator and Core Retirement Fund. Matthew chairs the working group for the Multi-Asset Fund and is responsible for portfolio construction, risk management, research and hedging. In his role within the portfolio management team, Matthew also participates in a wider variety of client-related investment solutions for AMP Investments and has extensive experience in portfolio construction, managing alternative assets, and investment risk analysis. Matthew joined AMP Ltd in 1989. Subsequently, he has held various positions including as a portfolio manager in global hedge funds, divisional director of investment risk (research and strategy, Henderson Global Investors, London) and head of portfolio analytics (UK equities, AMP Asset Management, London).



BRAD CREIGHTON

Portfolio Manager

Brad is the co-Portfolio Manager for the Multi-Asset Fund, Extended Multi-Asset Fund, Income Generator and Core Retirement Fund. As a Portfolio Manager for AMP Investments since 2018, Brad Creighton brings 15 years of financial markets and portfolio management experience. Prior to joining AMP, Brad spent 4 years as a portfolio manager at Millennium Capital Partners, one of the world's leading hedge funds, where he successfully managed a discretionary global macro portfolio. Brad has also enjoyed experience as a Senior Macroeconomic Strategist at Optiver, Market Risk Manager for Aviva and Credit Suisse, and a Trader for the Commonwealth Bank's proprietary trading division. In addition to his portfolio management responsibilities at AMP, Brad is a member of the Dynamic Asset Allocation working group where he contributes quantitative research and analysis for the purpose of enhancing the investment outcomes of AMP's diversified portfolios with \$A80 billion funds under management. Brad holds a Master of Commerce (Banking and Finance) from Griffith University.

CONTACT DETAILS

For more information on the Fund including fees, product features, benefits and risks talk to your adviser or call us on 133 267 or visit www.amp.com.au/investments

This document has been prepared by National Mutual Funds Management Ltd (ABN 32 006 787 720, AFSL 234652) (NMF). While every care has been taken in the preparation of this document, NMF makes no representation or warranty as to the accuracy or completeness of any statement in it including without limitation, any forecasts. This document has been prepared for the purpose of providing general information, without taking account of any particular investor's objectives, financial situation or needs. Investors should, before making any investment decisions, consider the appropriateness of the information in this document, and seek professional advice, having regard to their objectives, financial situation and needs.

ipac Asset Management Limited ABN 22 003 257 225, AFSL 234655) (IAML) is the responsible entity of the ipac Income Generator - Class K (Fund) and the issuer of the units in the Fund and the Product Disclosure Statement (PDS). To invest in the Fund, investors will need to obtain and consider the current PDS or other offer document for the relevant Fund available at amp.com.au/investments-pds. The PDS or offer document contains important information about investing in the Fund and it is important that investors read the PDS or offer document before making a decision about whether to acquire or continue to hold or dispose of units in the Fund. A target market determination has been made in respect of the Fund and is available at www.amp.com.au/investments-tmd. Neither IAML, NMF nor any other company in the AMP Group guarantees the repayment of capital or the performance of any product or any particular rate of return referred to in this document. Past performance is not a reliable indicator of future performance.