

# AMP CAPITAL INCOME GENERATOR

Monthly communication — Platform

May 2021



 INSIGHTS  
IDEAS  
RESULTS

# The AMP Capital Income Generator aims to provide investors with a reliable and stable monthly income that rises over time to keep pace with inflation.

It does this by investing through specialist investment managers across a diversified mix of assets including shares, bonds, property trusts and infrastructure. While the Fund's focus is on income generation, it also aims to achieve some capital growth over the medium to longer term to help meet the rising cost of living.

Tax effective 

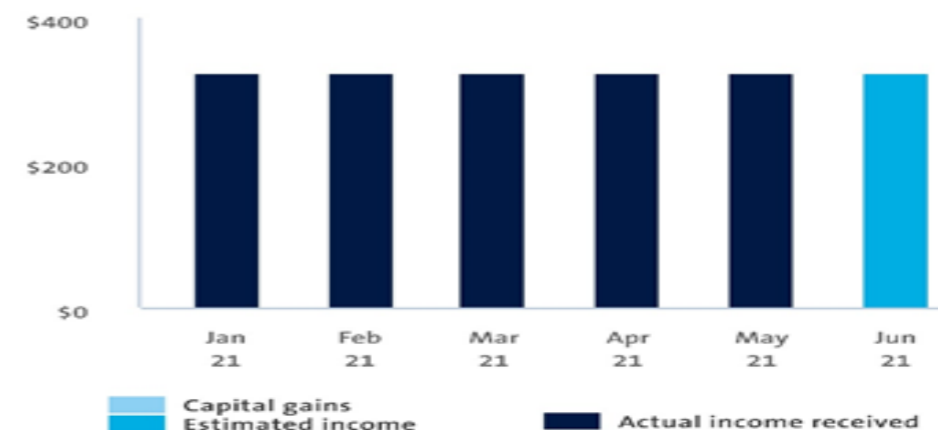
Reliable regular income 

Help meet living expenses 

Replace a salary in retirement 

## Plan your income

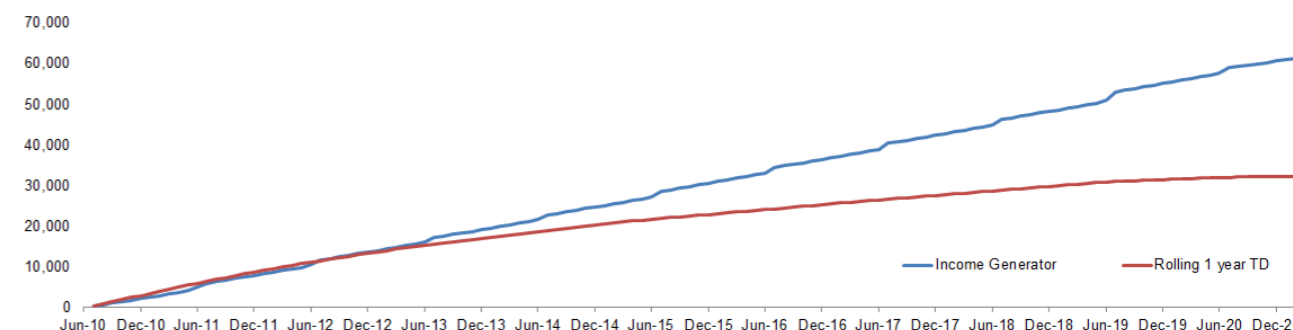
A forecast distribution amount is regularly provided, and is currently estimated to be 0.303 cents per unit per month until June 2021. For illustrative purposes, the chart below represents income based on \$100K investment.



**Total yield estimated to be 3.90% pa\***

Any additional income is paid out in the 13th distribution in June and reinvested to grow capital.

\*Effective yield is based on the unit price at the start of the period. It is important to note that the final annualised distribution yield will not be known until the end of the financial year, that the distribution yield estimate isn't guaranteed, and that it may change over the period due to market movements in the Fund unit prices. We base our estimate on assumptions set out at the end of this document, and you should be aware that if facts differ from our assumptions, the final distribution yield may differ from the estimate.



## DESIGNED TO PROVIDE GROWING INCOME OVER TIME

Note: The cumulative distribution shown above is for investments in Platforms class (Class K), net of fees. The 13th distribution is automatically reinvested providing investors with an increased number of units

Source: AMP Capital

## This month in brief

### Performance

The Fund delivered a small positive return in May, buoyed by corporate earnings growth as the global recovery continued to play out. Rising inflation and hence eventual central bank tightening, continued to be a concern, although this was still largely outweighed by broader, recovery-related optimism. The US Federal Reserve (Fed) also added some short-term comfort, by continuing to play down talk of potentially tapering off its enormous quantitative easing program. As always, we remain focussed on maintaining the Fund's objective of generating regular and reliable income, growing above inflation.

### Portfolio activity

There were no major positioning changes in May. We continue to lean into Australian equities as the dividend recovery plays out. Further, we believe Australian equities offer the potential of further returns over the medium-term through buy-backs and franking delivery, which we expect to occur this year. We also continue to lean into areas such as direct infrastructure via the AMP Capital Community Infrastructure Fund and away from corporate bonds; the yield gap between these two segments is as large as it has ever been.

### Positioning and outlook

Australian equities will likely continue to be strongly influenced by global markets and events. Meanwhile, Australia's greater degree of government stimulus relative to other countries, low COVID-19 cases from an international perspective, and a supportive commodities backdrop look to be aiding the recovery process. Despite a generally positive outlook, there remains a risk that the wind-down in government support program and ongoing trade spat with China may create road bumps. In addition, given the large equity price-rises post the pandemic-induced in early in 2020, we believe there is an increased risk of a correction, though the longer-term trend is likely to remain positive. There remains a very attractive opportunity set for capital returns and franking credit distribution. The pandemic saw significant capital raising and capital management, which has translated into strong balance sheets and in many cases, high franking balances.

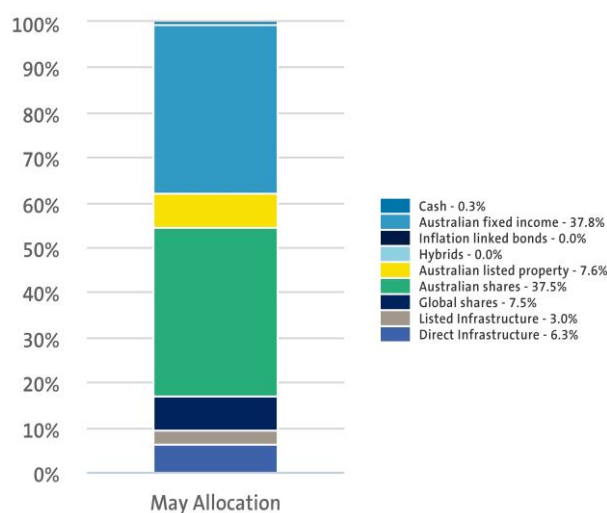
## Here's how the fund performed

	1mth %	3mth %	1yr %	3yr %	5yr %	Since Inception %*
Distribution	0.25	0.79	3.74	4.74	4.72	5.11
Growth	1.01	4.43	9.42	1.05	0.66	1.86
<b>Total Return</b>	<b>1.27</b>	<b>5.22</b>	<b>13.16</b>	<b>5.79</b>	<b>5.38</b>	<b>6.98</b>

\* Past performance is not a reliable indicator of future performance. The inception date for unit Class K is 31 May 2010. Performance is annualised for periods greater than one year. Total returns are calculated using the unit price which uses the net asset values for the relevant month end. This price may differ from the actual unit price for an investor applying for or redeeming an investment. Actual unit prices will be confirmed following any transaction by an investor. Returns quoted are before tax, after Class K fees and costs, and assume all distributions are reinvested.

TOP HOLDINGS IN AUSTRALIAN SHARES	WEIGHT %
National Australia Bank Ltd	2.70
BHP Group Ltd	2.59
Westpac Banking Corp	2.53
Commonwealth Bank of Australia	2.24
Australia & New Zealand Banking Group Ltd	2.00
Telstra Corp Ltd	1.95
Harvey Norman Holdings Ltd	1.19
Rio Tinto Ltd	1.14
Medibank Pvt Ltd	1.13
Wesfarmers Ltd	1.10

## COMBINING ASSETS TO DELIVER SUSTAINABLE INCOME



FUND DETAILS	
Inception date	1 June 2010
Strategy size	\$1,446.64 million
Distribution frequency	Monthly
APIR code	IPA0076AU
Buy/Sell spread	0.08/-0.15%
Suggested minimum investment timeframe	5 years
Investment objective	The portfolio aims to provide regular income with some capital growth over the medium to long term. The Fund's internal performance benchmark is the average weighted return of the relevant market indices used to measure the performance of the underlying asset classes in which the Fund invests.

## Portfolio manager



**Matthew Hopkins**  
Senior Portfolio Manager

Matthew Hopkins is the Senior Portfolio Manager for the AMP Capital Multi-Asset Fund. Mr Hopkins chairs the working group for the Multi-Asset Fund and is responsible for portfolio construction, risk management, research and hedging. In his role within the portfolio management team, Mr Hopkins also participates in a wider variety of client-related investment solutions for the Multi-Asset Group and has extensive experience in portfolio construction and investment risk analysis. Mr Hopkins began with AMP Capital in 1989. Subsequently, he has held various positions including as a Portfolio Manager in global hedge funds, Divisional Director of Investment Risk (Research and Strategy, Henderson Global Investors, London) and Head of Portfolio Analytics (UK Equities, AMP Asset Management, London).

## CONTACT DETAILS

For more information on the Fund including fees, product features, benefits and risks talk to your adviser or call us on 1800 658 404 or visit [ampcapital.com.au](http://ampcapital.com.au)



**Important note:** ipac asset management limited (ABN 22 003 257 225, AFSL 234655) (ipac) is the responsible entity of the AMP Capital Income Generator - Platform Class K (registered name ipac Income Generator) (ARSN 140 154 981) (Fund) and the issuer of the units in the Fund. This document has been prepared by AMP Capital Investors Limited (ABN 59 001 777 591, AFSL 232497) (AMP Capital), which has been appointed to provide Fund-related services to ipac. To invest in the Fund, investors will need to obtain the current Product Disclosure Statement (PDS) from AMP Capital. The PDS contains important information about investing in the Fund and it is important that investors read the PDS before making a decision about whether to acquire, or continue to hold or dispose of units in the Fund. Neither AMP Capital, ipac nor any other company in the AMP Group guarantees the repayment of capital or the performance of any product or any particular rate of return referred to in this document. Past performance is not a reliable indicator of future performance. While every care has been taken in the preparation of this document, neither AMP Capital, ipac nor any other member of the AMP Group makes any representation or warranty as to the accuracy or completeness of any statement in it including without limitation, any forecasts. This document has been prepared for the purpose of providing general information, without taking account of any particular investor's objectives, financial situation or needs. Investors should, before making any investment decisions, consider the appropriateness of the information in this document, and seek professional advice, having regard to their objectives, financial situation and needs. **Estimated Distribution Yield Assumptions:** The estimate is based on the amount of income we expect to receive into the Fund over the specified estimated income period, based on the current investments held by the Fund, the level of coupons, dividends and franking credits expected to be earned from investments held in the Fund. If the companies whose securities we hold in the Fund do not pay the coupons, dividends or franking credits they have forecast, or if the Fund portfolio changes materially over the period, this may impact on our estimated distribution yield.  
© Copyright 2017 AMP Capital Investors Limited. All rights reserved.