

Concentrated Global Growth Fund

Fund Focus - April 2022



Investment Strategy

The fund invests in a concentrated portfolio of securities with high growth potential that are primarily listed on international stock exchanges. The fund will be fully unhedged at all times, providing investors with exposure to foreign exchange fluctuations as well as underlying share movements.

Portfolio Characteristics

| | |
|----------------------------|---|
| Funds Under Management | \$115.09m |
| Number of Holdings | 35 |
| Turnover Ratio % | 34.63 |
| Latest Distribution Date | 30 June 2021 |
| Latest Distribution Amount | 0.0226 |
| Benchmark | MSCI World (ex Australia) Accumulation Index in \$A (net dividend reinvested) |

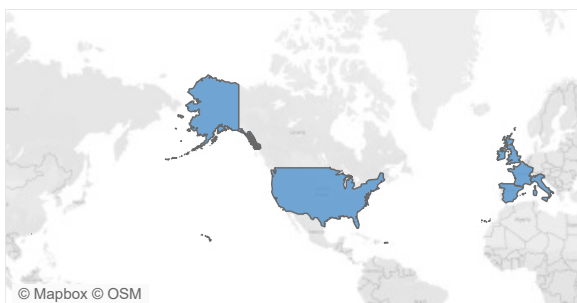
Fund Facts

| | |
|-------------------------------|------------------------------|
| APIR Code | ZUR0617AU |
| Inception Date | 19 October 2015 |
| Total Est. Management Cost % | 1.10 |
| Est. Transactional Op. Cost % | 0.01 |
| Buy/Sell Spread % | 0.02 |
| Distribution Frequency | Semi Annually |
| Underlying Fund Manager | American Century Investments |

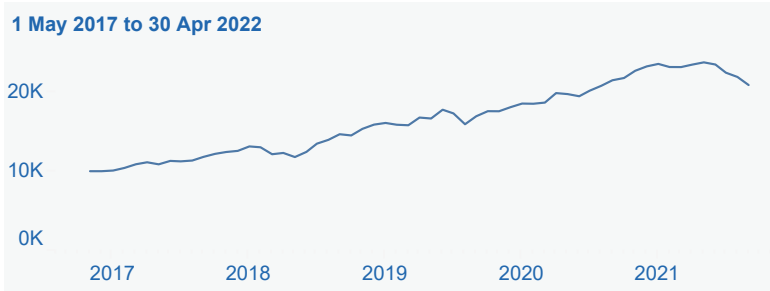
Fund Performance After Fees*

| | 1 Month | 3 Months | 1 Year | 3 Years | 5 Years | Since Inception |
|--------------|---------|----------|--------|---------|---------|-----------------|
| Distribution | 0.00 | 0.00 | 1.11 | 6.37 | 4.01 | 3.10 |
| Growth | -4.65 | -11.01 | -3.91 | 6.08 | 11.95 | 9.48 |
| Total | -4.65 | -11.01 | -2.80 | 12.45 | 15.96 | 12.58 |
| Benchmark | -3.17 | -9.33 | 4.73 | 10.06 | 11.36 | 9.76 |

Market Exposure

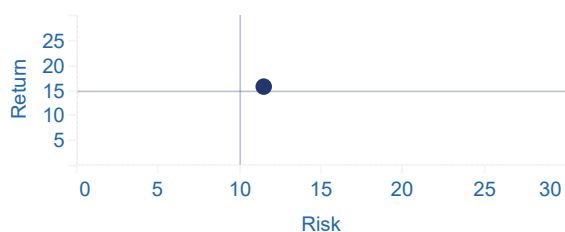


Investment Growth (\$10,000)

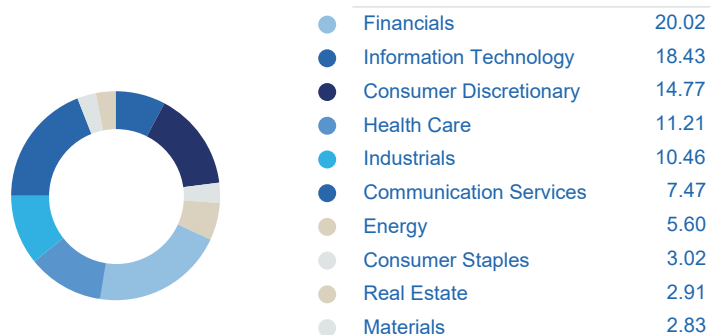


Risk Reward

1 May 2017 to 30 Apr 2022



Portfolio Equity Sectors (%)



Top 10 Holdings (%)

| | Weight | Benchmark |
|----------------------|--------|-----------|
| Microsoft Corp Commo | 4.89 | 3.76 |
| Alphabet Inc Common | 4.50 | 2.55 |
| Amazon.Com Inc Commo | 4.00 | 2.15 |
| Mastercard Inc Commo | 3.09 | 0.61 |
| Astrazeneca Plc Comm | 3.06 | 0.00 |
| Pernod Ricard Sa Com | 3.02 | 0.08 |
| Cellnex Telecom Sa C | 2.97 | 0.05 |
| Equinix Inc Reit Usd | 2.91 | 0.12 |
| Booking Holdings Inc | 2.88 | 0.17 |
| Cheniere Energy Inc | 2.85 | 0.06 |

Risk Statistics

1 May 2017 to 30 Apr 2022

| | |
|-----------------------|--------|
| Std Dev | 11.42 |
| Alpha | 5.17 |
| Beta | 0.92 |
| Sharpe Ratio (arith) | 1.40 |
| Up Capture Ratio | 106.11 |
| Down Capture Ratio | 75.19 |
| Currency Management % | 0 |

Market Commentary

Global equities declined in April on concerns that soaring inflation, tighter monetary policy and rising interest rates may slow the global economy. The ongoing war in Ukraine and new COVID-19 lockdowns in China added to investor unease as supply chain problems worsened.

US stocks suffered the sharpest monthly decline since the start of the pandemic. Although corporate profits news remained relatively positive, earnings growth slowed. The economy contracted at a 1.4% annual rate in the first quarter, as declining inventories, exports and government spending offset gains in consumer spending and business investment.

Geopolitical fears and economic concerns pressured stock performance in Europe. The Russia-Ukraine crisis continued to disrupt supply chains and led to higher energy prices. These pressures fuelled record inflation and jeopardised the region's economic recovery. Elsewhere, stocks in Japan declined. However, Japan's economic outlook has improved amid relaxed COVID-19 restrictions.

Fund Commentary

The Fund fell by 4.65% in April and was unable to outperform the index return.

Mastercard was a top contributor as the credit card company saw its stock continue to rise as cross-border travel surpassed 2019 levels and the company beat earnings estimates for the quarter. The impacts of lower European economic activity and inflation on Mastercard's growth is being monitored, although the investment team believe the credit card company will continue to lead its peers.

The key negative contributors to performance included Amazon and Teleflex.

Amazon - The online retailer reported its first quarterly loss in seven years. A reversal of pandemic-related shopping trends that saw increased in-store purchases and a decrease in online purchases resulted in the slowest revenue increase in two decades.

Teleflex - Shares of the global medical device manufacturer declined amid an increase in UroLift procedure cancellations. UroLift is a key growth driver for Teleflex and rising COVID-19 cases have caused patients to defer their UroLift procedures.

There were no new purchase or sales during April.

The investment team continues to invest in companies where business fundamentals are improving and there is high conviction that improvement is sustainable. Though the outbreak of COVID-19 has been disruptive, the portfolio's major themes highlighted below are structurally unchanged.

Maintaining our fundamental investment process. The Fund remains balanced across economic reopening beneficiaries and secular growers. Opportunities are being sought in stocks where fundamentals are in the early stages of inflecting higher, helped by economic normalisation. Top-line growth for many of these companies is expected to reaccelerate and potentially revert to pre-COVID-19 levels. In certain cases, earnings will also be boosted given that many of these companies have also improved their cost structures during the pandemic. The Fund's exposure has been increased in certain businesses levered to travel, leisure activity and cyclical economic expansion.

Secular growers remain well represented. The COVID-19 crisis reinforced the sustainability of many secular trends, such as digitisation, cloud computing, 5G network rollout and data centre expansion. Other opportunities, such as the trend toward vehicle electrification and autonomous driving, continue to gain momentum. Many of these investment opportunities remain highly attractive.

Opportunities seen in the potential for increased infrastructure spending. The US investment plan is expected to benefit select companies exposed to improving physical infrastructure assets such as roads, bridges, ports and airports, as well as the electric grid.

Impact of rising interest rates and inflation expectations potentially positive. The Fund has exposure to businesses within the financials sector (e.g. lenders and insurers) that would benefit from higher interest rates. The impact of higher rates on other aspects of the Fund, such as REITs and housing, should be able to offset inflationary headwinds via sustained revenue and earnings growth.

* Performance returns quoted are compound rates of return calculated on exit prices and assume reinvestment of distributions. Returns are calculated net of all ongoing fees and any taxes payable by the fund. Total return includes both growth and distribution returns. Growth return is the change in exit price over the relevant period. The benchmark return shown is a gross return. Please note that figures shown are rounded to one decimal place, therefore some rounding errors may occur.

^ The Estimated Total Management Cost of 1.1% includes an Estimated Performance Fee of 0% and Estimated Indirect Costs of 0.00%.

Past performance is not a reliable indicator of future performance.

This report is issued by Zurich Investment Management Limited ABN: 56 063 278 400, AFSL: 232511, GIIN: FVHHKJ.00012.ME.036 : . The information in the report has been derived from sources reasonably believed to be reliable and accurate and is to be used for research purposes only. Subject to law, none of the companies of the Zurich Financial Services Australia Limited Group, nor their directors or employees, gives any representation or warranty as to the reliability, accuracy or completeness of the information, nor accepts any responsibility arising in any way (including by reason of negligence) from errors in or omissions from, the information provided. A Product Disclosure Statement (PDS) for the Fund is available and can be obtained by calling Zurich Investments on 131 551. The PDS should be considered in deciding whether to acquire, or to continue to hold, an investment in the fund. This information is of a general nature only and does not take into account the investment objectives, financial situation or particular needs of any investor and should not be taken as a securities or stock recommendation. These factors should be considered before any investment decision is made in relation to the fund. Furthermore, this product has been designed to meet certain objectives, financial situations and needs, which are described in our Target Market Determination available at zurich.com.au/tmd PIRD-018676-2022