

Unhedged Global Growth Share Fund

Fund Focus - August 2022



Investment Strategy

The Fund invests in securities with high growth potential that are primarily listed on international stock exchanges. The Fund will be fully unhedged at all times, providing investors with exposure to foreign exchange fluctuations as well as underlying share price movements.

Portfolio Characteristics

Funds Under Management	\$371.54m
Number of Holdings	91
Turnover Ratio %	42.00
Latest Distribution Date	30 June 2022
Latest Distribution Amount	0.1149
Benchmark	MSCI World (ex-Australia) Accumulation Index in \$A (net dividends reinvested)

Fund Facts

APIR Code	ZUR0581AU
Inception Date	31 August 2009
Total Est. Management Cost %	0.98
Est. Transactional Op. Cost %	0.02
Buy/Sell Spread %	0.03
Distribution Frequency	Semi Annually
Underlying Fund Manager	American Century Investments

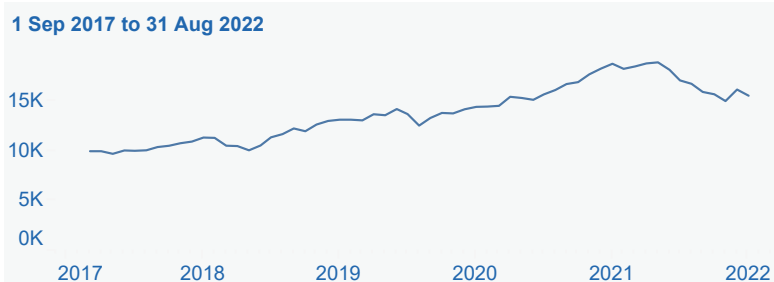
Fund Performance After Fees*

	1 Month	3 Months	1 Year	3 Years	5 Years	Since Inception
Distribution	0.00	4.29	3.59	3.01	5.71	3.86
Growth	-3.83	-5.20	-20.67	2.75	5.73	7.73
Total	-3.83	-0.92	-17.08	5.76	11.45	11.59
Benchmark	-2.54	-1.11	-9.62	8.21	11.11	10.94

Market Exposure

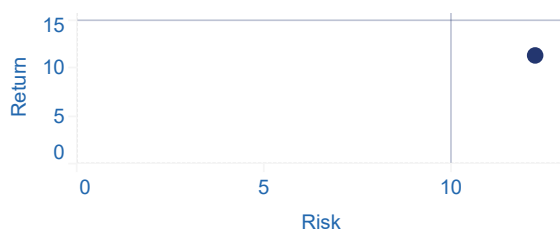


Investment Growth (\$10,000)

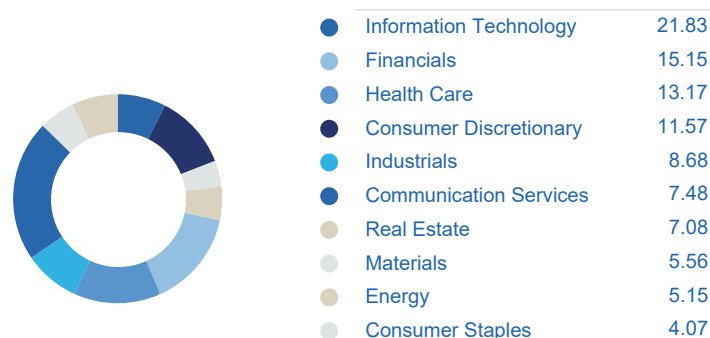


Risk Reward

1 Sep 2017 to 31 Aug 2022



Portfolio Equity Sectors (%)



Top 10 Holdings (%)

	Weight	Benchmark
Microsoft Corp Commo	5.06	3.76
Amazon.Com Inc Commo	4.26	2.35
Alphabet Inc Common	4.25	2.56
Cheniere Energy Inc	2.33	0.07
Equinix Inc Reit Usd	2.21	0.12
Mastercard Inc Commo	1.91	0.57
Astrazeneca Plc Comm	1.83	0.00
Nxp Semiconductors N	1.78	0.09
Hdfc Bank Ltd Adr Us	1.68	0.00
Iqvia Holdings Inc C	1.68	0.08

Risk Statistics

1 Sep 2017 to 31 Aug 2022

Std Dev	12.21
Alpha	0.42
Beta	1.00
Sharpe Ratio (arith)	0.94
Up Capture Ratio	101.92
Down Capture Ratio	100.64
Currency Management %	0

Market Commentary

Global stocks declined on concerns that persistent inflation may drive central banks to raise rates more aggressively, increasing recession risk in many countries. Market declines were widespread, with US stocks underperforming non-US equities.

The US economy contracted for the second-consecutive quarter. However, corporate earnings held up better than expected. European stocks fell on news of sluggish economic growth and UK stocks declined as signs of a stagnating economy dampened investor confidence. The Bank of England raised rates 50 bps in August, its sixth-consecutive rate hike since December.

Emerging markets stocks ended the month up slightly and outperformed developed markets stocks. Declining COVID-19 cases spurred improved economic performance in some countries. However, price pressures, higher interest rates and concerns about slowing global economic growth pressured stocks in other emerging markets.

Fund Commentary

The Fund fell with the market in August and was unable to outperform the index return.

The key contributors to performance included Wolfspeed, Cheniere Energy and Progyny.

Wolfspeed - An upbeat fiscal first-quarter revenue forecast sent shares soaring for the chip manufacturer. The company expects the ongoing transition from silicon to silicon-carbide chips to continue driving long-term growth.

Cheniere Energy - Soaring natural gas prices drove share price appreciation for liquefied natural gas company Cheniere Energy. Further supporting stock gains were second-quarter earnings that surpassed analysts' consensus estimates and management's decision to raise the full-year earnings guidance.

Progyny - The fertility benefits management company surpassed analysts' expectations for second-quarter results, sending shares higher. The company cited an increase in clients as the source of its positive results. Progyny also raised its full-year sales and earnings guidance.

The key detractors included Catalent, YETI Holdings and Koninklijke DSM.

Catalent - The company's shares declined due to lower-than-expected earnings for the most recent fiscal quarter. The drugmaker has experienced lower demand for COVID-19 related products and has not yet replaced the decreased revenue through growth in its other segments.

YETI Holdings - The company is a designer and maker of high-end consumer products for outdoor and recreational use. The brand is particularly well known for its coolers, cargo holders, drinkware and other consumer retail products. The firm missed earnings estimates announced during the first week of August, and the stock suffered.

Koninklijke DSM - This science-based firm is based in the Netherlands and participates in a broad array of segments, including nutrition, personal care and specialty plastics. The company is engaged in realignment, including divestitures and potential mergers, contributing to volatility in its recent stock price.

Notable purchases in August included Adyen and Zebra Technologies.

Adyen - The investment team took advantage of relative share price underperformance to establish a position in this payment solutions provider. Adyen's earnings are expected to continue to benefit from market share gains globally and offers best-in-class omnichannel payment solutions.

Zebra Technologies - A position was initiated in Zebra, a market leader of barcode readers, scanners and printers. Earnings are expected to deflect higher as the business cleans out elevated supply chain costs and continues executing against its medium-term organic growth targets.

* Performance returns quoted are compound rates of return calculated on exit prices and assume reinvestment of distributions. Returns are calculated net of all ongoing fees and any taxes payable by the fund. Total return includes both growth and distribution returns. Growth return is the change in exit price over the relevant period. The benchmark return shown is a gross return. Please note that figures shown are rounded to one decimal place, therefore some rounding errors may occur.

^ The Estimated Total Management Cost of 0.98% includes an Estimated Performance Fee of 0% and Estimated Indirect Costs of 0.00%.

Past performance is not a reliable indicator of future performance.

This report is issued by Zurich Investment Management Limited ABN: 56 063 278 400, AFSL: 232511, GIIN: FVHHKJ.00012.ME.036 : . The information in the report has been derived from sources reasonably believed to be reliable and accurate and is to be used for research purposes only. Subject to law, none of the companies of the Zurich Financial Services Australia Limited Group, nor their directors or employees, gives any representation or warranty as to the reliability, accuracy or completeness of the information, nor accepts any responsibility arising in any way (including by reason of negligence) from errors in or omissions from, the information provided. A Product Disclosure Statement (PDS) for the Fund is available and can be obtained by calling Zurich Investments on 131 551. The PDS should be considered in deciding whether to acquire, or to continue to hold, an investment in the fund. This information is of a general nature only and does not take into account the investment objectives, financial situation or particular needs of any investor and should not be taken as a securities or stock recommendation. These factors should be considered before any investment decision is made in relation to the fund. Furthermore, this product has been designed to meet certain objectives, financial situations and needs, which are described in our Target Market Determination available at zurich.com.au/tmd PIRD-019148-2022