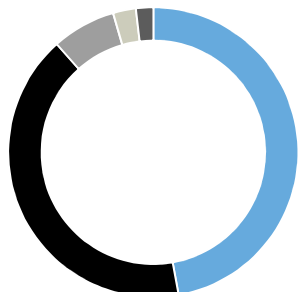


Russell Investments High Growth Fund

Asset allocation as at
31 August 2022³



■ Int Shares	47.2%
■ Aust Shares	41.2%
■ Property	7.1%
■ Fixed Int & Cash	2.5%
■ Alternatives	1.9%

Fund objective

To provide capital growth over the long term consistent with a portfolio focusing solely on growth assets, while accepting fluctuations in capital values in the medium term.

Fund strategy

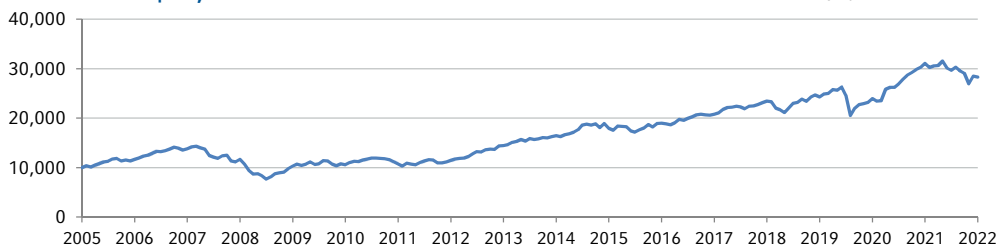
The Fund typically fully invests in a diversified portfolio of growth investments. Derivatives may be used to implement investment strategies.

Performance review^{1,2}

Period ending 31/08/2022	1 month %	3 months %	1 year %	3 years %p.a.	5 years %p.a.	Since inception %p.a.
Total return	-0.70	-2.69	-8.99	5.16	6.36	6.31
Distribution	-	10.53	9.92	9.61	8.72	7.09
Growth	-0.70	-13.21	-18.91	-4.45	-2.35	-0.78

¹ Performance is net of fees and charges. Assumes reinvestment of income. Past performance is not a reliable indicator of future performance.
² The distribution return reflects income paid from the Fund, whilst the growth return reflects changes in the capital values of the units.

Growth of \$10,000



Fund facts

Share class

Class A

Inception date

31 August 2005

Fund size

AUD 117.52m

Portfolio manager

Symon Parish

Recommended investment timeframe

7 years

Tax structure

Investment - Class A

APIR code

RIM0034AU

ARSN code

111-170-122

Management fees and costs[†]

1.04%

Performance fees[‡]

0.05%

Fund commentary

The Russell Investments High Growth Fund outperformed the benchmark in August. However, the Fund did deliver negative absolute returns for the month. The Fund's 100% allocation to growth assets such as Australian and global equities means returns are highly sensitive to movements in share markets.

Within our global equity portfolio, both the Russell Investments Tax Effective Global Shares Fund and the Russell Investments Global Opportunities Fund – \$A Hedged outperformed their benchmarks in August; though they did record negative absolute returns for the month. Excess returns were driven in part by the funds' value bias and an overweight exposure to emerging markets, which outperformed their developed counterparts over the period. The Russell Investments Multi-Asset Factor Exposure Fund performed in line with its benchmark. In terms of Australian equities, both the Russell Investments Australian Shares Core Fund and the Russell Investments Australian Opportunities Fund (RAOF) delivered positive absolute and excess returns for the month. The Core Fund benefited from positive stock selection amongst quality growth names, including overweights to takeover target OZ Minerals and IGO Ltd., while RAOF's outperformance was driven by a material underweight to banks. This included underweights to names like Commonwealth Bank of Australia, National Australia Bank and Bendigo and Adelaide Bank; all of which underperformed the broader market in August. Elsewhere in the Fund, our exposure to global and Australian listed property detracted from overall returns as longer-term government bond yields climbed higher, while a weaker Australian dollar boosted the returns of the Fund's assets denominated in foreign currency.

³ Allocations may not equal 100% due to rounding.
















[†] As a percentage of net assets. Includes management fee, indirect costs and expense recoveries. Reflects RIM's reasonable estimates of the typical fees for the current financial year. All costs reflect the actual amount incurred for previous financial year and may include RIM's reasonable estimates where information was not available or where RIM was unable to determine the exact amount. Refer to the PDS for further information.

[‡] As a percentage of net assets. RIM does not charge a performance fee at the Fund level, however underlying funds and managers may charge a performance fee. This estimated fee is based on the average of actual performance fees incurred over the past 5 financial years. Refer to PDS for further information.

Russell Investments High Growth Fund (continued)

Actual asset allocation as at 31 August 2022³



	Russell Investments Tax Effective Global Shares Fund	26.9%		
	Russell Investments Multi-Asset Factor Exposure Fund	18.2%		
	Russell Investments Global Opportunities Fund - A\$ Hedged	0.1%		
	International Shares - Derivatives	2.0%		
			International Shares	47.2%
	Russell Investments Australian Opportunities Fund	20.3%		
	Russell Investments Australian Shares Core Fund	19.1%		
	Russell Investments Australian Factor Exposure Fund	1.8%		
			Australian Shares	41.2%
	Vanguard International Properties Securities Fund	3.7%		
	Vanguard Australian Properties Securities Fund	3.4%		
			Property	7.1%
	Cash	2.5%		
			Fixed Interest and Cash	2.5%
	Russell Investments Global Listed Infrastructure Fund	1.8%		
	Vanguard Global Infrastructure Fund - A\$ Hedged	0.1%		
	Russell Investments Emerging Markets Debt Local Currency Fund	0.0%		
	Russell Investments Global High Yield Fund	0.0%		
	Amundi Absolute Volatility World Equities Fund	0.0%		
			Alternatives	1.9%

³ Allocations may not equal 100% due to rounding.

Russell Investments High Growth Fund (continued)

Portfolio structure⁴

Russell Investments Australian Opportunities Fund	
Allan Gray	Deep Value
Ausbil Investment Management	Style Neutral, 130/30
Firetrail Investments	Opportunistic, high conviction
L1 Capital	Opportunistic, high conviction
L1 Capital (Catalyst)	Concentrated, activist
Platypus Asset Management	Aggressive growth
Russell Investments	Liquidity Reserve
Russell Investments	Positioning strategies
Vinva	Quantitative, 130/30
Russell Investments Australian Shares Core Fund	
Ausbil	Core, earnings revisions focus
DFA	Deep value small cap
Liquidity Reserve	Cash
Numeric Investors	Quantitative
Platypus	Aggressive growth
Russell Investments	Active positioning strategy
Russell Investments	Systematic positioning strategy - defensive
Russell Investments Australian Factor Exposure Fund	
Russell Investments	Core
Russell Investments Global Opportunities Fund - \$A Hedged	
Fiera Capital	Core global equities
J O Hambro Capital Management	UK equity dynamic
Man Numeric Investors	Core global equities, global low volatility
Nissay Asset Management	Japanese equities
Oaktree Capital	Emerging markets
Russell Investments	Liquidity Reserve
Russell Investments	Positioning strategies
RWC Partners	Global emerging markets
Sanders Capital	Core global value
Wellington Management Company	Global growth equity
Russell Investments Multi-Asset Factor Exposure Fund	
Russell Investments	Core
Russell Investments Tax Effective Global Shares Fund	
Fiera Capital	Global growth
J O Hambro Capital Management	UK equity
Liquidity Reserve	Cash
Morgan Stanley	Global growth
Nissay Asset Management	Japan equity
Numeric Investors	Global core, global low volatility
Oaktree Capital	Emerging markets
Russell Investments	Positioning strategies
RWC Partners	Emerging markets
Sanders Capital	Global value
Amundi Absolute Volatility World Equities Fund AUD Hedged	

Russell Investments High Growth Fund (continued)

Portfolio structure⁴

Amundi	Volatility
Russell Investments Global High Yield Fund	
Barings, LLC	Credit selection
Hermes Sourcecap	Global, top-down
Russell Investments	Positioning strategies
Russell Investments Global Listed Infrastructure Fund - Hedged	
Cohen & Steers	Growth, valuation sensitive
First Sentier Investors	Fundamental with growth at a reasonable price
Nuveen	Style Neutral, diversified
Russell Investments	Active risk overlay
Russell Investments Emerging Market Debt Local Currency Fund	
Barings	Value driven approach blending quant & qualitative inputs
Colchester	Fundamental value-driven approach
Russell Investments	Liquidity Reserve
Vanguard Global Infrastructure Fund (Hedged)	
Vanguard	Passive
Vanguard International Property Securities Index Fund (Hedged)	
Vanguard	Passive
Vanguard Australian Property Securities Index Fund	
Vanguard	Passive

⁴ In order to manage a fund/portfolio to its investment objectives, Russell Investments retains the discretion to change the underlying investments at any time, without notice to investors. Please refer to the relevant Product Disclosure Statement for more information.

Contact Russell Investments

To find out more about Russell Investments or how you can diversify your portfolio in just one transaction, you can:

visit our website at russellinvestments.com.au

To invest in Russell Investments Retail Funds, contact your adviser today.

For more information:

NSW, QLD, ACT & NT : 02 9229 5111 VIC, SA, WA & TAS: 03 9270 8111

Important information

Issued by Russell Investment Management Ltd ABN 53 068 338 974, AFS Licence 247185 (RIM). This document provides general information only and has not been prepared having regard to your objectives, financial situation or needs. Before making an investment decision, you need to consider whether this information is appropriate to your objectives, financial situation or needs. This information has been compiled from sources considered to be reliable, but is not guaranteed. The performance data shown does not take into account fees, charges and taxes, and is not a reliable indicator of the net return to you as an investor. Past performance is not a reliable indicator of future performance. This document is not intended to be a complete statement or summary of the Russell Investments Funds (the Funds). Investing in the Funds has risks. You should consider these risks in light of your objectives, financial situation and needs. Any potential investor should consider the latest PDS in deciding whether to acquire, or to continue to hold, an investment in any Russell Investments product. The PDS can be obtained by visiting russellinvestments.com.au or by phoning (02) 9229 5111. The Target Market Determinations for the RIM Funds are available on our website at www.russellinvestments.com/au/support/tmds. RIM is part of Russell Investments. Russell Investments or its associates, officers or employees may have interests in the financial products referred to in this information by acting in various roles including broker or adviser, and may receive fees, brokerage or commissions for acting in these capacities. In addition, Russell Investments or its associates, officers or employees may buy or sell the financial products as principal or agent. The Russell Indexes mentioned in this document are trademarks of Frank Russell Company (Russell). Russell is the owner of the Russell trademarks and all trademark rights related to the Russell trademarks, which the members of the Russell Investments group of companies are permitted to use under licence from Russell. The members of the Russell Investments group of companies are not affiliated in any manner with Russell or any entity operating under the 'FTSE Russell' brand. Russell Investments' ownership is composed of a majority stake held by funds managed by TA Associates, with a significant minority stake held by funds managed by Reverence Capital Partners. Russell Investments' employees and Hamilton Lane Advisors, LLC also hold minority, non-controlling, ownership stakes. This work is copyright 2022. Apart from any use permitted under the Copyright Act 1968, no part may be reproduced by any process, nor may any other exclusive right be exercised, without the permission of Russell Investment Management Ltd. Russell Investments became a signatory of the Principles for Responsible Investment (PRI) in 2009; the Carbon Disclosure Project's climate change program since 2010; and the Climate Action 100 in 2017. Russell Investments is also a member of the Institutional Investors Group on Climate Change (IIGCC) since 2015; and the Responsible Investment Association of Australasia. Russell Investments became a supporter for the Taskforce on Climate-Related Financial Disclosures (TCFD) in May 2019. Russell Investments has consecutively achieved an A+ rating for our strategy and governance approach from the PRI from 2016-2020. For further information visit russellinvestments.com.