

# Russell Investments Managed Portfolio – Growth



The portfolio returned 4.42%<sup>^</sup> in July. A rebound in credit contributed positively to performance; notably global high-yield debt and floating rate credit. In contrast, stock selection within equities and an underweight to government bonds detracted from overall returns.

## Portfolio objective

To provide capital growth over the long term consistent with a portfolio focusing on growth assets, while accepting fluctuations in capital values in the short term.

## Portfolio strategy

The Portfolio typically invests in a diversified investment mix with exposure to growth investments of around 90% and defensive investments of around 10% over the long term, however the allocations will be actively managed within the allowable ranges depending on market conditions.

## Main market highlights

Global share markets performed well even as central banks continued to raise interest rates in the face of persistently high inflation. In the US, the Federal Reserve (Fed) raised its benchmark rate by a further 0.75% in July after inflation surged 9.1% in the year to 30 June. However, investors had already begun to speculate that the Fed could be forced to reduce the size of future rate hikes if growth in the world's biggest economy was to slow too quickly. Compounding this speculation was data just a day after the Fed's rate hike decision which showed the US economy shrank 0.9% on an annualised basis in the June quarter. Stocks also benefited from a series of encouraging US and European earnings updates; which is to say results to date haven't been as bad as many had feared. Australian shares rose despite the Reserve Bank of Australia lifting interest rates by a further 0.50% (to 1.35%) early in the period; investors encouraged by the fact that the move wasn't more aggressive, easing fears that the current tightening cycle may trigger a sharp economic downturn.

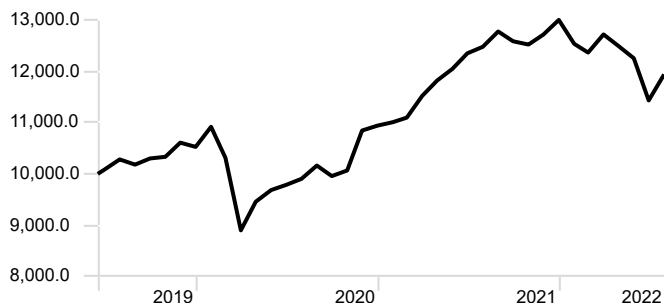
Government bonds were positive, with longer-term yields falling amid a more bearish economic outlook.

## Main portfolio highlights

Toward the end of the month, we introduced several new strategies to further diversify the portfolio. Specifically, we added Australian small caps to complement our large cap direct stock exposure, and global property and infrastructure to diversify away from our Australian property exposure. We also added emerging market bonds to diversify the portfolio's extended fixed income exposure. Overall, the portfolio is aligned with its long-term asset allocation as we wait patiently for opportunities in this volatile environment.

## Growth of \$10,000

Time Period: 17/06/2019 to 31/07/2022



## Performance Review

As of Date: 31/07/2022

	Return
1 Month	4.42
3 Months	-4.44
1 Year	-4.31
2 Years	9.77
3 Years	5.09
YTD	-8.16
Since Inception	5.62

Inception date: 17/06/2019

<sup>^</sup>This performance is net of management fees for both the Managed Portfolio and the underlying managers' fees and costs. It does not take into account any third party platform fees charged to individual investors or transaction costs (including buy/sell spreads and brokerage fees). It assumes income is reinvested without any tax deduction. It is for RIM's preferred model portfolio of holdings. A holding in the preferred model portfolio may be restricted or replaced with another similar asset in the Managed Portfolio on different platforms if the preferred holding is not available. Platforms may also have different management fees for the Managed Portfolio. This can result in variances in performance of the Managed Portfolio between platforms. An individual investor's performance will differ, according to the investor's actual exposures to Managed Portfolio holdings and other factors (including transaction timing, transaction costs, actual underlying manager fees and costs and whether income is paid in cash). Platforms will have their own methodology for calculating performance at both a platform level and an individual investor level. Past performance is not a reliable indicator of future performance.

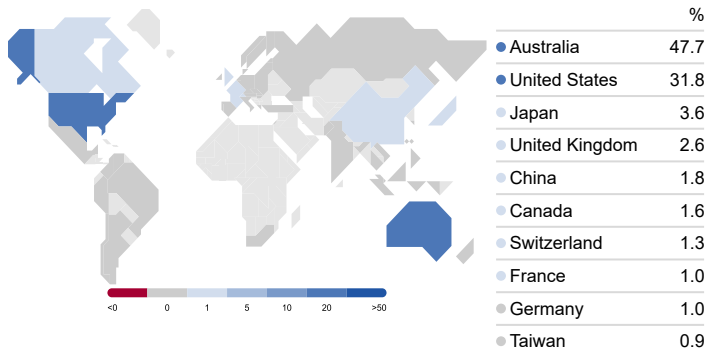
Please contact your platform or adviser for details of your performance or current holdings in the Managed Portfolios.

# Russell Investments Managed Portfolio – Growth



## Country Exposure

Portfolio Date: 31/07/2022



## Long-term investing: Positioning for 5 years and beyond

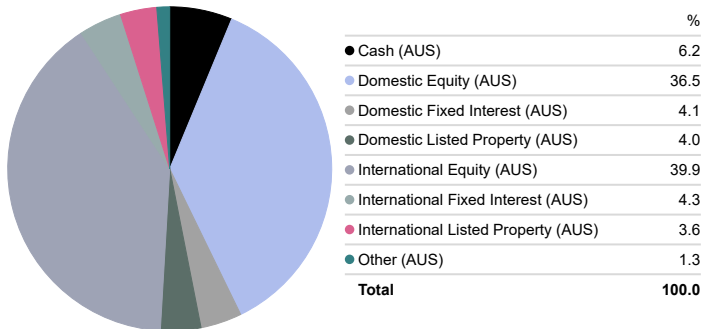
The portfolio has a long-term asset allocation of 90% to return generating assets (including high yield debt and other extended fixed income). Growth asset valuations are higher than average and return expectations for US shares and high yield debt are low. However, growth assets are still preferred due to superior returns relative to defensive assets over the medium term.

Defensive assets such as fixed income and cash have an allocation of 10% in the portfolio. A tilt to credit further enhances the long-term return potential, but also increases the risk of losses. Government bonds are universally expensive and portfolio holdings are relatively low but held for diversification benefits.

Strategically, the portfolio has positions in cheaper and higher momentum securities as per our researched beliefs. Additionally, we prefer emerging markets over developed market equities (e.g. the US).

## Asset Allocation

Portfolio Date: 31/07/2022



## Dynamic positioning: Managing positions over the next 12-18 months

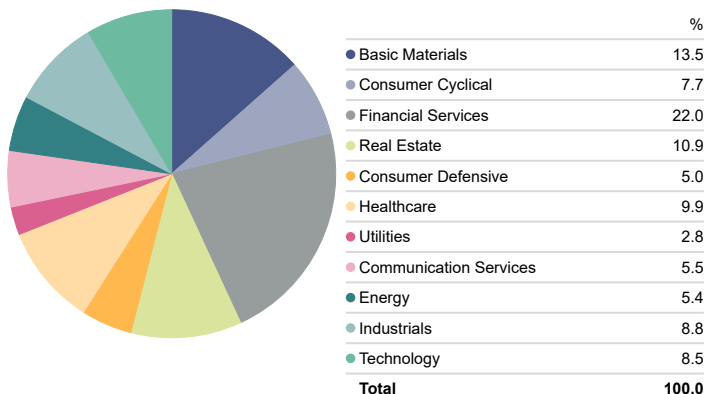
The direct Australian equity portfolio underperformed the benchmark in July, driven by an overweight to materials and an underweight to information technology, which performed well as growth stocks recovered. Overweights to Dexu and Transurban Group also weighed on returns. In contrast, the portfolio benefited from an overweight to financials as banks outperformed.

In terms of global equity managers, Numeric (low volatility) and Japan equity specialist Nissay Asset Management both underperformed, while emerging markets specialists RWC Partners and Oaktree Capital outperformed.

Looking ahead, we expect higher levels of volatility to continue, with active management to play an important role in navigating through it. We expect to increase growth asset exposure on major market reversals and decrease growth asset exposure on market rallies. This is a very important time to remain flexible as there are competing forces related to inflation and growth.

## Sector Allocation

Portfolio Date: 31/07/2022



We retain the same themes as recent months, i.e. a preference for emerging markets over developed markets and overweights to both global small caps and floating rate credit.

# Russell Investments Managed Portfolio – Growth



## Detailed Asset Allocation

Portfolio Date: 31/07/2022

	Portfolio Weighting %
Russell Inv Multi-Asset Growth StratPlus	23.44
Vanguard US Total Market Shares ETF	7.95
Vanguard MSCI Intl (Hdg) ETF	7.47
Russell Global Opportunities A	6.25
Vanguard All-World ex-US Shares ETF	6.11
Vanguard Global Value Equity Active ETF	3.09
Vanguard International Prpty Secs IdxHdg	3.03
Vanguard MSCI Australian Small Coms ETF	2.56
Vanguard Australian Shares ETF	2.08
Vanguard Australian Property Secs ETF	1.68
iShares S&P Small-Cap ETF	1.62
Vanguard FTSE Emerging Markets Shrs ETF	1.45
Russell Inv Australian Government Bd ETF	1.04
Vanguard Global Aggregate Bd Hdg ETF	1.02
Vanguard Global Infrastructure Index Hgd	1.00
iShares Core Cash ETF	0.29
BHP Group Ltd	3.57
Commonwealth Bank of Australia	2.28
CSL Ltd	2.18
National Australia Bank Ltd	1.87
Macquarie Group Ltd	1.40
Transurban Group	1.27
Westpac Banking Corp	1.22
Rio Tinto Ltd	1.14
Australia and New Zealand Banking Group Ltd	1.08
Woolworths Group Ltd	1.01
South32 Ltd	0.79
Dexus	0.78
Carsales.com Ltd	0.78
Wesfarmers Ltd	0.68
Aurizon Holdings Ltd	0.67
Sonic Healthcare Ltd	0.66
Lynas Rare Earths Ltd	0.59
James Hardie Industries PLC DR	0.56
Telstra Corp Ltd	0.56
Suncorp Group Ltd	0.55
AGL Energy Ltd	0.52
Ampol Ltd	0.52
Vicinity Centres	0.45
Harvey Norman Holdings Ltd	0.45
Bendigo and Adelaide Bank Ltd	0.44
Woodside Energy Group Ltd	0.44
Worley Ltd	0.43
Mirvac Group	0.41
Santos Ltd	0.41
Computershare Ltd	0.41

Allocations may not equal 100% due to rounding. In order to manage a fund/portfolio to its investment objectives, Russell Investments retains the discretion to change the underlying investments at any time, without notice to investors. Please refer to the relevant Product Disclosure Statement for more information.

# Russell Investments Managed Portfolio – Growth



## Contact Russell Investments

### Further information

For further information about Russell Investments please visit [russellinvestments.com.au](http://russellinvestments.com.au)

## Important Information



Russell Investments Managed Portfolios have been rated Superior by SQM Research<sup>1</sup> for world class manager research capabilities and management of multi-asset portfolios.

<sup>1</sup> The rating is issued by SQM Research Pty Ltd ABN 93 122 592 036 AFSL 421913. SQM Research is an investment research firm that undertakes research on investment products exclusively for its wholesale clients, utilising a proprietary review and star rating system. The SQM Research star rating system is of a general nature and does not take into account the particular circumstances or needs of any specific person. The rating may be subject to change at any time. Only licensed financial advisers may use the SQM Research star rating system in determining whether an investment is appropriate to a person's particular circumstances or needs. You should read the product disclosure statement and consult a licensed financial adviser before making an investment decision in relation to this investment product. SQM Research receives a fee from the Fund Manager for the research and rating of the managed investment scheme.

Issued by Russell Investment Management Ltd ABN 53 068 338 974, AFSL 247185 (RIM). This document contains factual information only about the Russell Investments Managed Portfolios. The information provided is not intended to imply any recommendation or opinion about a financial product. RIM is not providing financial product advice in this document. It has not been prepared having regard to any investor's objectives, financial situation or needs. Before making an investment decision, an investor must obtain advice from a financial adviser and consider whether that advice is appropriate to their objectives, financial situation or needs. This information has been compiled from sources considered to be reliable but is not guaranteed. Past performance is not a reliable indicator of future performance. Any potential investor should also consider the latest financial product disclosure statement in respect of the Managed Portfolio ("Disclosure Document") in deciding whether to make, or continue to hold, an investment in the Managed Portfolio. The Disclosure Document can be obtained by contacting a financial adviser or the relevant platform operator(s) offering the Managed Portfolio.

RIM is part of Russell Investments. RIM is the investment adviser for the Managed Portfolio. RIM is the issuer of the Russell Investments Funds and Russell Investments ETFs mentioned in this document. RIM or its associates, officers or employees may have interests in the financial products referred to in this information by acting in various roles, including trustee, investment manager, broker or adviser, and may receive fees, brokerage or commissions for acting in these capacities. In addition, Russell Investments or its associates, officers or employees may buy or sell the financial products as principal or agent.

To the extent permitted by law, no liability is accepted for any loss or damage as a result of reliance on this information. This material does not constitute professional advice or opinion and is not intended to be used as the basis for making an investment decision.

This work is copyright 2022. Apart from any use permitted under the Copyright Act 1968, no part may be reproduced by any process, nor may any other exclusive right be exercised, without the permission of Russell Investment Management Ltd.