

# Platinum Global Fund (Long Only)



**Clay Smolinski**  
Portfolio Manager

## Overview

- The Fund's performance was down less than one percent over the quarter but up nearly 11% over the calendar year-to-date. Energy holdings such as oil field services companies Schlumberger and Valaris were strong performers as was uranium business Cameco. Our travel holdings - Wizz Air, Interglobe and Airbus suffered from a higher oil price.
- One of the major narratives around global stock markets concerns the Chinese property sector. While the problems are real, we are seeing Chinese authorities act with great pragmatism through a number of measures that could – over time – support the sector. This would be good news for both the Chinese and global economies.
- The major global stock markets are now not far off their 2021 highs, despite global interest rates rising considerably. The outlier is China, where the market is down 50%.
- The difference between stock prices and valuations has widened and we think this means there is now more risk in holding stocks the market 'loves'. As a result, the Fund is positioned very differently to the market.

## Performance

compound p.a.+, to 30 September 2023

	QUARTER	1YR	3YRS	5YRS	SINCE INCEPTION
Platinum Global Fund (Long Only)*	-1%	23%	11%	5%	10%
MSCI AC World Index^	0%	20%	11%	9%	8%

+ Excludes quarterly returns.

\* C Class – standard fee option. Inception date: 28 January 2005.

After fees and costs, before tax, and assuming reinvestment of distributions.

^ Index returns are those of the MSCI All Country World Net Index in AUD.

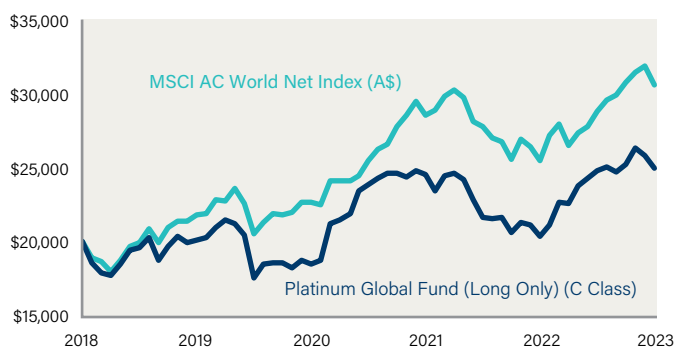
Source: Platinum Investment Management Limited, FactSet Research Systems.

Historical performance is not a reliable indicator of future performance.

See note 1, page 5. Numerical figures have been subject to rounding.

## Value of \$20,000 invested over five years

30 June 2018 to 30 September 2023



After fees and costs, before tax, and assuming reinvestment of distributions.

Historical performance is not a reliable indicator of future performance.

Source: Platinum Investment Management Limited, FactSet Research Systems.

See notes 1 & 2, page 5.

The Fund's value was down less than one percent over the quarter. Over the calendar year-to-date the Fund has returned nearly 11%.

The strongest contributors were our energy holdings. Oil field services companies **Schlumberger** and **Valaris** were up nearly 20% over the quarter. Nuclear/uranium stocks such as **Cameco** also did well (up 29%). Both these energy sectors are emerging from deep recessions. Indeed, it is arguable that the nuclear industry in the West is only just emerging from a 40-year hibernation. Now however, both sectors are enjoying a resurgence of demand.

We also saw decent returns from our holdings in China e-commerce player **PDD** as that stock rose over 40% on market over the quarter. Pulp producers **UPM** (+19%) and **Suzano** (22%) also did well.

Offsetting these gains we saw a fall in a number of our travel holdings (**Wizz Air** -31%, **Interglobe** down 9% and **Airbus** -4%) due to the higher oil price and the recall of the Pratt and Whitney geared turbofan engine. This recall will ground a total of 1500 planes over the next three years.

We also saw a retracement in the share price of a number of our semiconductor holdings over the quarter – (Infineon -17%, Microchip -12%, TSMC -9%). Electric vehicle battery manufacturer **LG Chem** fell 25% due to concerns around slowing momentum in global electric vehicle sales.

After a strong run in markets, we trimmed a number of our holdings and fully exited our positions in Erste Bank, Intesa and Shell.

## Commentary

During the quarter we built a substantial position in Swiss wealth management and banking player **UBS**. The investment is very much a special situation arising from the UBS acquisition of Credit Suisse.

A factor in any good investment is the price you pay and in the case of Credit Suisse, UBS was able to acquire nearly 54bn CHF (Swiss Franc) of net assets for less than 3.4bn CHF. Given UBS's book value was 52bn CHF prior to the deal, this is a very meaningful acquisition and, in our view, the sixteen-fold difference between price paid and assets received firmly tilts the odds of a positive outcome in UBS's favour.

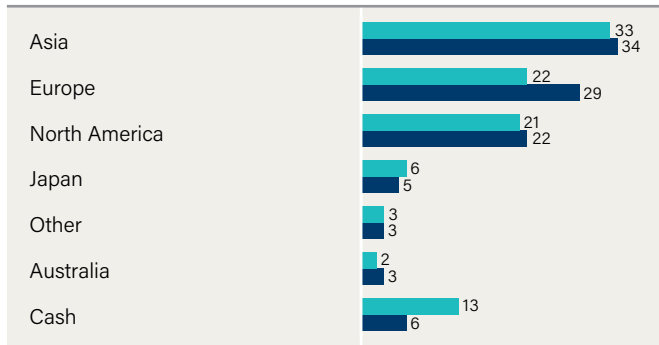
### A tale of two Swiss banks

The two businesses are very similar in structure – they own the #1 and #2 retail banks in Switzerland, they are the #1 and #2 global wealth managers outside the US, they both have sizable asset management businesses and they are both global investment banking players.

UBS ran into trouble during the financial crisis of 2008/09 and substantially de-risked its investment bank, whereas Credit Suisse emerged from that period relatively unscathed and did not de-risk to nearly the extent that UBS did.

Following a series of poor business decisions – including significant losses from Greensill and Archegos – Credit Suisse was in the midst of executing a restructuring program to de-risk the investment bank. Credit Suisse faced the classic project management dilemma: you often have to choose to focus on only two of cost, quality and speed of delivery. After digesting the losses from its investment banking misadventures, Credit Suisse didn't have enough excess capital to execute the de-risking as fast as it needed.

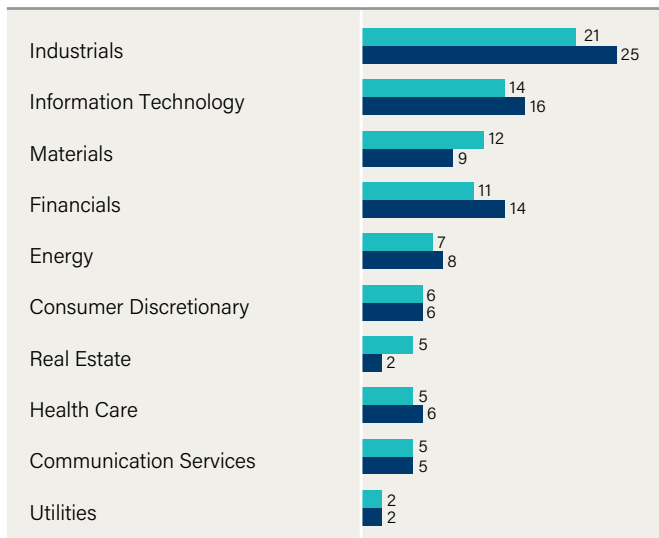
## Disposition of Assets %



■ 30 SEP 2023 ■ 30 JUN 2023

See note 3, page 5. Numerical figures have been subject to rounding.  
Source: Platinum Investment Management Limited.

## Net Sector Exposures %



■ 30 SEP 2023 ■ 30 JUN 2023

See note 4, page 5. Numerical figures have been subject to rounding.  
Source: Platinum Investment Management Limited.

## Top 10 Holdings

COMPANY	COUNTRY	INDUSTRY	WEIGHT
Samsung Electronics Co Ltd	South Korea	Info Technology	4.4%
Microchip Technology Inc	US	Info Technology	4.1%
UPM-Kymmene OYJ	Finland	Materials	3.6%
ZTO Express Cayman Inc	China	Industrials	3.4%
Tencent Holdings Ltd	China	Comm Services	3.3%
Minebea Co Ltd	Japan	Industrials	3.3%
Suzano SA	Brazil	Materials	3.1%
Trip.com Group Ltd	China	Cons Discretionary	2.9%
AK Medical Holdings Ltd	China	Health Care	2.9%
InterGlobe Aviation Ltd	India	Industrials	2.8%

As at 30 September 2023. See note 5, page 5.  
Source: Platinum Investment Management Limited.

Confidence in the bank was shaken and customers were already withdrawing funds from Credit Suisse when the shock bankruptcy of Silicon Valley Bank in the USA triggered a bank run that led to the Swiss Central Bank brokering a deal for UBS to acquire Credit Suisse for just cents on the dollar.

In normal times, the merger between the #1 and #2 retail banks would not have been approved on competition grounds. The upside for UBS investors is that the cost savings from merging two banks that are operating in the same business lines (and headquartered in the same city) may be very material.

About \$16bn of Credit Suisse AT1 debt<sup>1</sup> was converted to equity as part of the acquisition deal, leaving the consolidated bank in a much stronger capital position. We expect this capital buffer will allow UBS to restructure the combined bank much quicker than Credit Suisse could have.

UBS has also taken a number of asset write-downs and provisions and some of these are likely to be reversed if things go smoothly from here, further bolstering earnings.

Looking ahead, we expect the Fund will be holding a bank with significantly higher earning power and enough excess capital to buy back a material number of shares.

### Chinese property

During the quarter there was a significant policy change around residential property in China.

For the past decade the Chinese authorities have imposed a series of regulatory measures designed to control property speculation. In the major cities, a 70% down payment was required if you wanted to buy a second home. Buying a third home was largely outlawed and from 2017 the government started experimenting with price caps on new homes. The constant narrative run by the government was one of support for owner occupiers ("housing is for living!"). Property investors were much less welcome.

On the 31st of August there was a complete U-turn on these measures. The down payment on a second home was cut to 30% (the down payment for first home buyers was reduced to 20%). The mortgage rate for second homes was cut by 40bps, and the individual provinces were given freedom to set property policy how they wish.<sup>2</sup> Suddenly the narrative had changed and being a property investor was okay. This is a very substantial change and such a large reduction in the down payment opens the door to a large amount of new mortgage financing entering the sector.

<sup>1</sup> Additional tier-one bonds.

<sup>2</sup> For example, Guangzhou in September removed all home purchase restrictions on districts that account for roughly 40% of all property transactions in the province.

This dramatic change is similar to the abrupt reversal of China's zero-COVID policy. Yet again, when the pressure grew, the government parked its ideals and reverted to pragmatism so as to support the economy. The government has been fairly explicit that it would like to support domestic consumption and given the precedents we discuss above it is likely more will be done to achieve this.

## Outlook

The major global stock markets are now not far off their 2021 highs, despite global interest rates rising considerably and US real (after-inflation) rates reaching levels not seen for 20 years. The outlier is China, where the market is down 50%.

Economic growth has come in significantly better than expected in the US and EU, pushing up long-term risk-free rates. Theoretically a period of stronger growth combined with high long rates would see cyclicals/value perform better than higher priced long-duration tech stocks, but that has not happened. A great illustration of this is the year to date performance of the tech-heavy Nasdaq which is up 33%. The more cyclically exposed, equal-weighted S&P index and the broad Russell 2000 are flat.

The end result is that the difference between stock prices and valuations has widened. In our view there is now more risk in holding the 'loved' stocks in the market. As a result, the Fund is positioned very differently to the market.

## Notes

Unless otherwise specified, all references to "Platinum" in this report are references to Platinum Investment Management Limited (ABN 25 063 565 006, AFSL 221935).

Some numerical figures in this publication have been subject to rounding adjustments. References to individual stock or index performance are in local currency terms, unless otherwise specified.

1. Fund returns are calculated by Platinum using the net asset value unit price (i.e. excluding the buy/sell spread) of the stated unit class and represent the combined income and capital returns over the specified period. Fund returns are net of fees and costs, pre-tax, and assume the reinvestment of distributions. The MSCI index returns are in AUD, are inclusive of net official dividends, but do not reflect fees or expenses. MSCI index returns are sourced from FactSet Research Systems. Platinum does not invest by reference to the weightings of the specified MSCI index. As a result, the Fund's holdings may vary considerably to the make-up of the specified MSCI index. MSCI index returns are provided as a reference only. The investment returns shown are historical and no warranty is given for future performance. Historical performance is not a reliable indicator of future performance. Due to the volatility in the Fund's underlying assets and other risk factors associated with investing, investment returns can be negative, particularly in the short term.
2. The investment returns depicted in the graph are cumulative on A\$20,000 invested in C Class (standard fee option) of the Fund over the specified period relative to the specified net MSCI index in AUD.
3. The geographic disposition of assets (i.e. other than "cash") shows the Fund's exposures to the relevant countries/regions through its long securities positions and long securities/index derivative positions, as a percentage of its portfolio market value. Country classifications for securities reflect Bloomberg's "country of risk" designations. "Cash" in this table includes cash at bank, cash payables and receivables and cash exposures through derivative transactions.
4. The table shows the Fund's exposures to the relevant sectors through its long securities positions and long securities/index derivative positions, as a percentage of its portfolio market value. Index positions (whether through ETFs or derivatives) are only included under the relevant sector if they are sector specific, otherwise they are included under "Other".
5. The table shows the Fund's top ten positions as a percentage of its portfolio market value taking into account its long securities positions and long securities derivative positions.

## Disclaimers

This publication has been prepared by Platinum Investment Management Limited ABN 25 063 565 006 AFSL 221935, trading as Platinum Asset Management (Platinum®). Platinum is the responsible entity and issuer of units in the Platinum Global Fund (Long Only) (the "Fund"). This publication contains general information only and is not intended to provide any person with financial advice. It does not take into account any person's (or class of persons') investment objectives, financial situation or needs, and should not be used as the basis for making investment, financial or other decisions. You should read the entire Platinum Trust® Product Disclosure Statement (including any Supplement(s) thereto) for the Fund ("PDS") and consider your particular investment objectives, financial situation and needs before making any investment decision to invest in (or divest from) the Fund. The Fund's target market determination is available at [www.platinum.com.au/Investing-with-Us/New-Investors](http://www.platinum.com.au/Investing-with-Us/New-Investors). You can obtain a copy of the current PDS from Platinum's website, [www.platinum.com.au](http://www.platinum.com.au) or by phoning 1300 726 700 (within Australia), 0800 700 726 (within New Zealand) or +61 2 9255 7500, or by emailing to [invest@platinum.com.au](mailto:invest@platinum.com.au). You should also obtain professional advice before making an investment decision.

Neither Platinum nor any company in the Platinum Group®, including any of their directors, officers or employees (collectively, "Platinum Persons"), guarantee the performance of the Fund, the repayment of capital, or the payment of income. The Platinum Group means Platinum Asset Management Limited ABN 13 050 064 287 and all of its subsidiaries and associated entities (including Platinum). To the extent permitted by law, no liability is accepted by any Platinum Person for any loss or damage as a result of any reliance on this information. This publication reflects Platinum's views and beliefs at the time of preparation, which are subject to change without notice. No representations or warranties are made by any Platinum Person as to their accuracy or reliability. This publication may contain forward-looking statements regarding Platinum's intent, beliefs or current expectations with respect to market conditions. Readers are cautioned not to place undue reliance on these forward-looking statements. No Platinum Person undertakes any obligation to revise any such forward-looking statements to reflect events and circumstances after the date hereof.

© Platinum Investment Management Limited 2023. All rights reserved.

## MSCI Disclaimer

The MSCI information may only be used for your internal use, may not be reproduced or disseminated in any form and may not be used as a basis for or a component of any financial instruments or products or indices. None of the MSCI information is intended to constitute investment advice or a recommendation to make (or refrain from making) any kind of investment decision and may not be relied on as such. Historical data and analysis should not be taken as an indication or guarantee of any future performance analysis, forecast or prediction. The MSCI information is provided on an "as is" basis and the user of this information assumes the entire risk of any use made of this information. MSCI, each of its affiliates and each other person involved in or related to compiling, computing or creating any MSCI information (collectively, the "MSCI Parties") expressly disclaims all warranties (including, without limitation, any warranties of originality, accuracy, completeness, timeliness, non-infringement, merchantability and fitness for a particular purpose) with respect to this information. Without limiting any of the foregoing, in no event shall any MSCI Party have any liability for any direct, indirect, special, incidental, punitive, consequential (including, without limitation, lost profits) or any other damages. ([www.msci.com](http://www.msci.com)).