

Investment objective

Aims to achieve a long-term total return (before fees and expenses) that exceeds the MSCI World ex Australia Index, in \$A unhedged with net dividends reinvested (**Benchmark**).

Key information

Fund details	
APIR code	MAQ0404AU
mFund code	MPS03
Inception date	17 November 2004
Investment manager	Independent Franchise Partners LLP (London, UK)
Fund size	\$1,660.1m
Distribution frequency	Annually
Management fee*	1.38% pa
Minimum investment (Direct)	\$20,000
Unit prices and spreads	macquarie.com.au/unit_prices

*Read the Product Disclosure Statement for more details on fees and costs.

Fund performance to 31 January 2021

	Total Fund return (gross)	Total Fund return (net)	Benchmark return	Total excess return (net)
1 month (%)	-0.77	-0.89	-0.45	-0.44
3 months (%)	6.60	6.24	6.41	-0.17
1 year (%)	-1.14	-2.50	0.87	-3.37
3 years (% pa)	11.52	10.00	10.35	-0.35
5 years (% pa)	10.76	9.25	11.56	-2.31
7 years (% pa)	13.75	12.21	11.75	0.46
Since inception (% pa)	11.85	10.33	7.67	2.66

Past performance is not a reliable indicator of future performance.

Total returns are calculated based on changes in net asset values and assumes the reinvestment of distributions.

Total net Fund returns are quoted after the deduction of fees and expenses. Due to individual circumstances, your net returns may differ from the net returns quoted above.

Top 10 stocks*

Stock	Sector	Industry	Holding (%)
Nintendo Co Ltd	Communication services	Entertainment	6.37
British American Tobacco	Consumer staples	Tobacco	5.15
Nestle Sa	Consumer staples	Food Products	4.62
Philip Morris International	Consumer staples	Tobacco	4.50
Novartis Ag	Health care	Pharmaceuticals	4.41
Corteva Inc	Materials	Chemicals	4.40
Fox Corp	Communication services	Media	4.37
Oracle Corp	Information technology	Software	3.85
Aon Plc	Financials	Insurance	3.70
Bristol-Myers Squibb Co	Health care	Pharmaceuticals	3.67
Total number of stocks			32

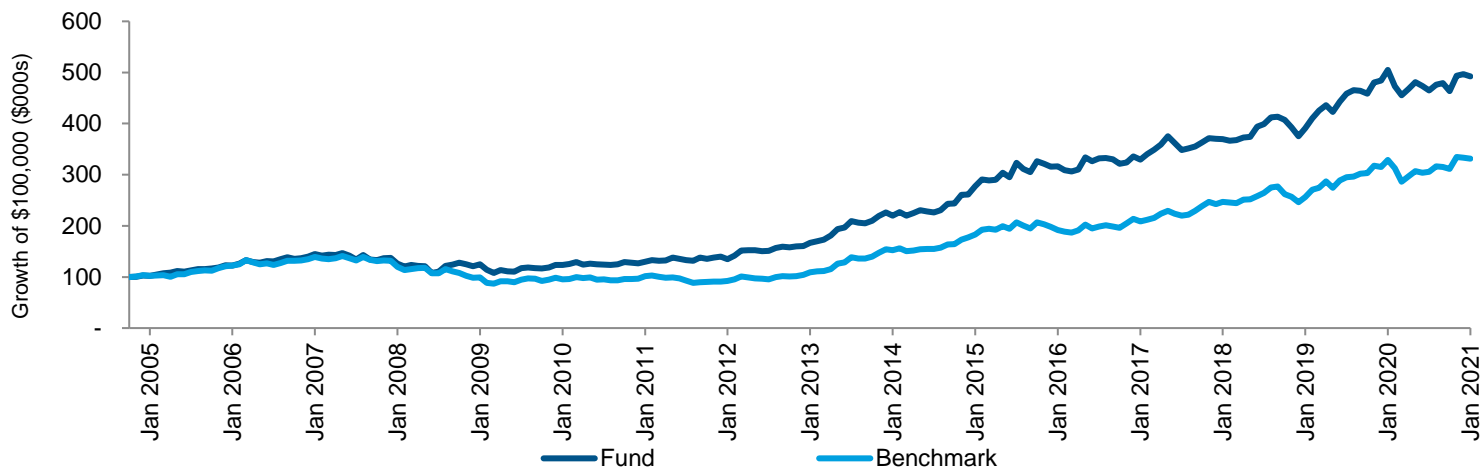
*The information in this table is as at end of month, three months prior to the date of this report.

IFP Global Franchise Fund

Macquarie Professional Series

Monthly report – 31 January 2021

Growth of \$100,000 since inception

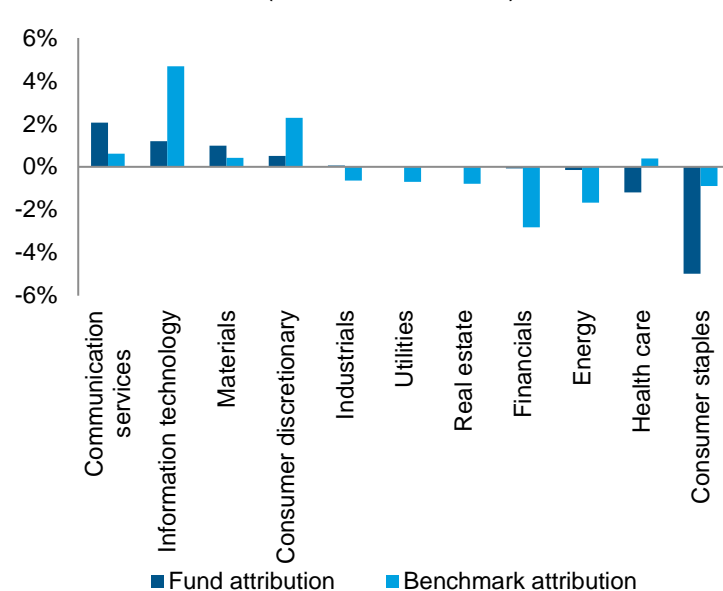


Past performance is not a reliable indicator of future performance.

Sector weights

Sector	Fund (%)	Benchmark (%)
Consumer staples	22.98	7.40
Communication services	21.40	9.02
Information technology	14.71	22.59
Health care	14.70	13.27
Consumer discretionary	10.08	12.33
Financials	7.34	12.23
Materials	4.85	4.16
Energy	1.09	2.82
Industrials	0.00	10.43
Utilities	0.00	3.17
Real estate	0.00	2.57
Cash	2.86	0.00
Total	100	100

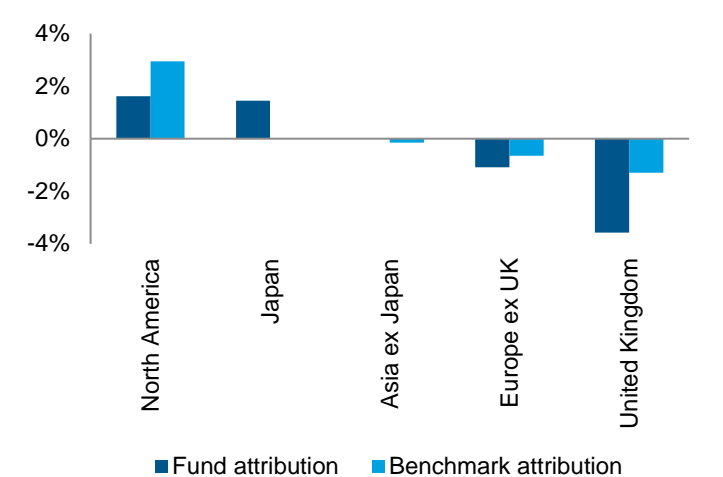
Sector attribution (12 months to date)



Region weights

Region	Fund (%)	Benchmark (%)
North America	60.33	70.77
Europe ex UK	17.61	15.30
United Kingdom	11.95	4.46
Japan	7.25	7.98
Asia ex Japan	0.00	1.49
Cash	2.86	0.00
Total	100	100

Region attribution (12 months to date)



IFP Global Franchise Fund

Macquarie Professional Series

Monthly report – 31 January 2021

Performance summary

- The Fund returned -0.89% in January 2021, compared with a return for the Benchmark of -0.45%, with global equities recording a subdued start to the year against a backdrop of economic uncertainty.
- Most sectors moved lower in January, with the notable exceptions of Energy, as oil prices climbed across the month, and Health Care. The largest detractors from relative performance for the Fund were an overweight to Consumer Staples and holdings in Information Technology, such as Oracle and Accenture. The largest contributors on a relative basis were holdings in Communication Services, including Fox and News Corporation, and the Fund's sole holding in the Materials sector, Corteva.
- Fox was among the top individual contributors to performance in January. The company benefitted from distributor results that indicate that subscriber cancellations in the fourth quarter of 2020 may not be as weak as expected, as well as stronger than anticipated advertising performance from peer NBCUniversal.
- Nintendo was among the top individual detractors from performance in January. There was no material company specific news during the month, and it appears the market was taking profits given the stock's strong 2020 return. Franchise Partners continue to see potential for an extended Switch console lifecycle, with the launch of a number of new software titles scheduled for 2021.
- During the month, Franchise Partners completed the final sale of IBM. Although the company's valuation seems optically attractive, an increasing lack of confidence in cloud development platform-as-a-service OpenShift prevailing as a key long-term player in the container market undermined the investment team's faith in the vitality of the Red Hat and IBM franchise.
- Franchise Partners' investment approach offers several features relevant to the current market environment; in particular, the defining characteristic of companies held by the Fund is their possession of a dominant intangible asset, such as a brand, patent, or intellectual property. Such an asset can place a company in a stronger market position and allow it to weather periods of economic uncertainty.

For more information speak to your financial adviser, call us on 1800 814 523, email mim.clientservice@macquarie.com or visit macquarie.com

Important information

Weights and attribution breakdown for sector, stocks and region are sourced from Macquarie and Factset.

Macquarie Investment Management Australia Limited ABN 55 092 552 611 AFS Licence 238321 is the issuer of units in, and responsible entity of the Fund.

The information in this report is provided for general information purposes only and is not, and should not be construed as, an advertisement, an invitation, an offer, a solicitation of an offer or a recommendation to participate in any investment strategy or take any other action, including to buy or sell any product offered by any member of the Macquarie Group. The above information is not personal advice and does not take into account the investment objectives, financial situation or needs of any person. Investors should consider the offer document of the Fund in deciding whether to acquire or continue to hold units in the Fund. The offer document is available by contacting us on 1800 814 523. Past performance is not a reliable indicator of future performance.

Future results are impossible to predict. In preparing this document, reliance may have been placed, without independent verification, on the accuracy and completeness of information available from external sources. This report may also include opinions, estimates and other forward-looking statements which are, by their very nature, subject to various risks and uncertainties. Actual events or results may differ materially, positively or negatively, from those reflected or contemplated in such forward-looking statements. Forward-looking statements constitute the investment manager's judgement as at the date of preparation of this report and are subject to change without notice. To the maximum extent permitted by law, no member of the Macquarie Group nor its directors, employees or agents accept any liability for any loss arising from the use of this document, its contents or otherwise arising in connection with it.

Other than Macquarie Bank Limited (**MBL**), none of the entities noted in this document are authorised deposit-taking institutions for the purposes of the Banking Act 1959 (Commonwealth of Australia). The obligations of these entities do not represent deposits or other liabilities of MBL. MBL does not guarantee or otherwise provide assurance in respect of the obligations of these entities, unless noted otherwise.