

Investment objective

Aims to achieve a long-term total return (before fees and expenses) that exceeds the MSCI World ex Australia Index, in \$A unhedged with net dividends reinvested (**Benchmark**).

Key information

Fund details

APIR code	MAQ0404AU
mFund code	MPS03
Inception date	17 November 2004
Investment manager	Independent Franchise Partners LLP (London, UK)
Fund size	\$1,905.0m
Distribution frequency	Annually
Management fee*	1.28% pa
Minimum investment (Direct)	\$5,000
Unit prices and spreads	macquarie.com.au/unit_prices

*Read the Product Disclosure Statement for more details on fees and costs.

Fund performance to 31 August 2021

	Total Fund return (gross)	Total Fund return (net)	Benchmark return	Total excess return (net)
1 month (%)	2.14	2.03	3.10	-1.07
3 months (%)	8.85	8.50	12.31	-3.81
1 year (%)	28.23	26.55	31.37	-4.82
3 years (% pa)	15.01	13.46	14.67	-1.21
5 years (% pa)	14.13	12.59	15.58	-2.99
7 years (% pa)	16.28	14.70	14.88	-0.18
Since inception (% pa)	12.82	11.29	8.85	2.44

Past performance is not a reliable indicator of future performance.

Total returns are calculated based on changes in net asset values and assumes the reinvestment of distributions.

Total net Fund returns are quoted after the deduction of fees and expenses. Due to individual circumstances, your net returns may differ from the net returns quoted above.

The management fee was reduced to 1.28% pa from 14 May 2021.

Top 10 stocks*

Stock	Sector	Industry	Holding (%)
Philip Morris International	Consumer staples	Tobacco	6.26
British American Tobacco	Consumer staples	Tobacco	5.62
News Corp.	Communication services	Media	5.11
Richemont (Cie Fin)	Consumer discretionary	Textiles Apparel & Luxury Goods	4.94
Nintendo Co Ltd	Communication services	Entertainment	4.83
Novartis Ag	Health care	Pharmaceuticals	4.60
Fox Corp.	Communication services	Media	4.59
Bristol-Myers Squibb	Health care	Pharmaceuticals	4.50
Corteva Inc.	Materials	Chemicals	4.30
Aon Plc	Financials	Insurance	4.14
Total number of stocks			30

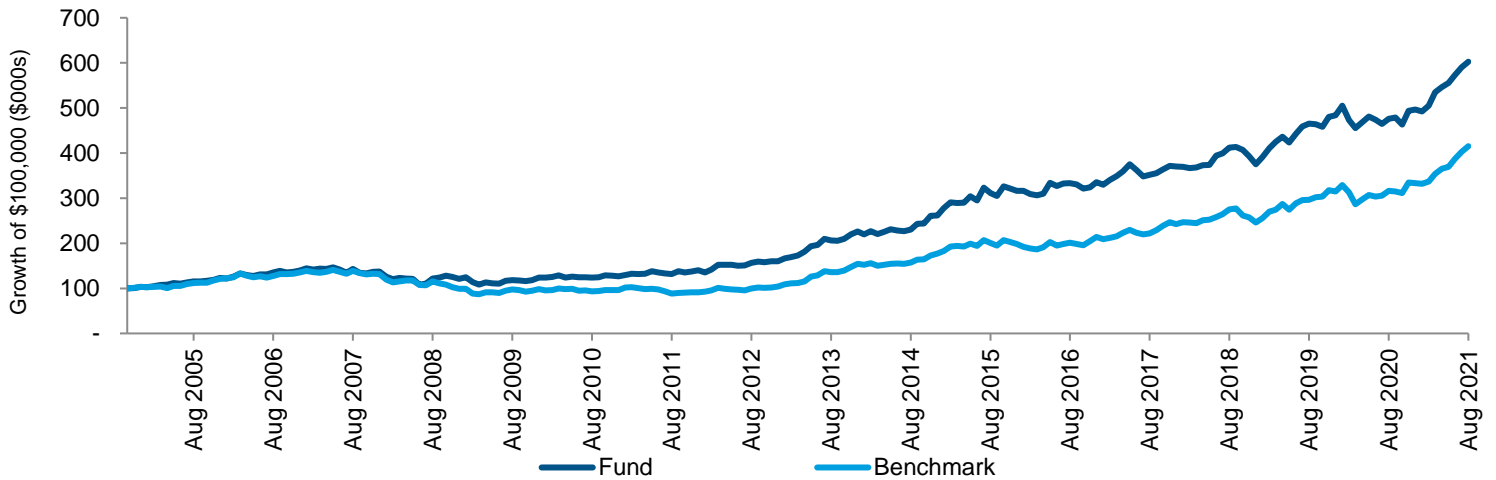
*The information in this table is as at end of month, three months prior to the date of this report.

IFP Global Franchise Fund

Macquarie Professional Series

Monthly report – 31 August 2021

Growth of \$100,000 since inception

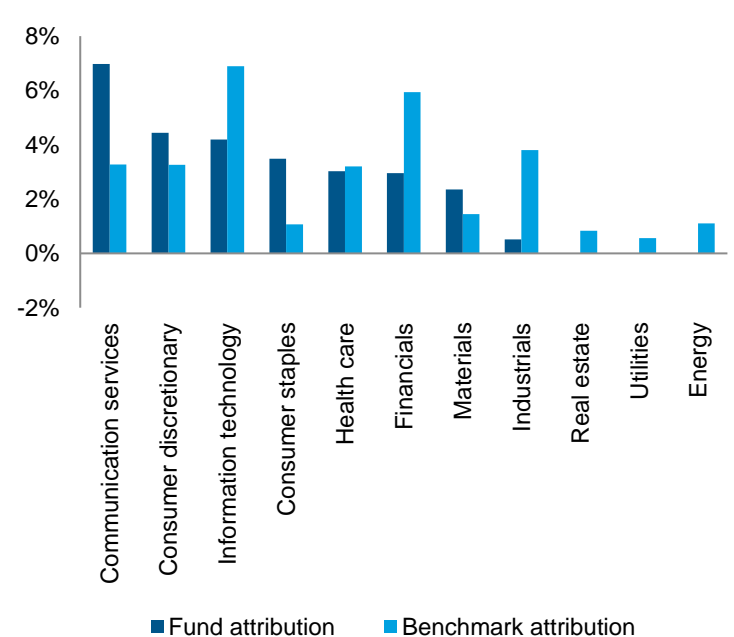


Past performance is not a reliable indicator of future performance.

Sector weights

Sector	Fund (%)	Benchmark (%)
Communication services	20.69	9.42
Consumer staples	18.76	6.92
Health care	18.31	12.83
Information technology	13.35	23.20
Financials	13.10	12.97
Consumer discretionary	9.78	11.84
Materials	4.01	4.02
Energy	0.65	2.78
Industrials	0.00	10.56
Utilities	0.00	2.80
Real estate	0.00	2.65
Cash	1.35	0.00
Total	100	100

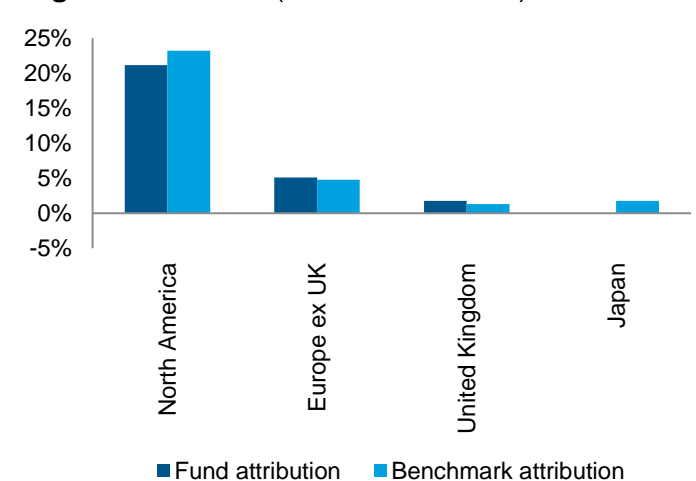
Sector attribution (12 months to date)



Region weights

Region	Fund (%)	Benchmark (%)
North America	66.06	72.62
Europe ex UK	16.21	15.15
United Kingdom	13.32	4.20
Japan	3.07	6.77
Asia ex Japan	0.00	1.27
Cash	1.35	0.00
Total	100	100

Region attribution (12 months to date)



IFP Global Franchise Fund

Macquarie Professional Series

Monthly report – 31 August 2021

Performance summary

- The Fund returned 2.03% in August 2021, compared with a return for the Benchmark of 3.10%, with global equity markets achieving another consecutive month of gains.
- All market sectors continued to move higher in August with the exception of Energy. For the Fund, the largest relative detractors were holdings in Communication Services, including News Corporation and Nintendo, and in IT, such as Western Union. The largest relative contributors included the Fund's sole holding in Materials, Corteva, and underweight positioning in Energy and Industrials.
- Aon was among the top individual contributors to performance in August. The market continued to respond positively to strong half year results and the legal clarity following the termination of the Willis Towers Watson acquisition, both of which were announced at the end of July. Aon operates in an attractive and stable insurance and reinsurance oligopoly. The business is evolving away from relying solely on high switching costs based on strong customer relationships and is increasingly benefitting from its brand and proprietary data assets.
- Richemont was among the top individual detractors from performance in August. The broader luxury goods sector sold off in mid-August due to concerns about the Chinese market following President Xi Jinping's call to regulate and/or tax "excessively high incomes" with the goal of "common prosperity". The fall in Richemont's share price was probably exacerbated by profit-taking after the stock's strong year-to-date returns. Franchise Partners had trimmed the position in June.
- During the month, Franchise Partners completed the final sales of Kirin and Wolters Kluwer. Franchise Partners publicly campaigned for improved corporate governance and capital allocation at Kirin ahead of its AGM in March 2020, and were pleased that these efforts were rewarded at the AGM with the appointment of four new independent directors, creating a majority of independent directors at Kirin for the first time. However, the team have concluded that significant change in the conglomerate structure – including the divestment of its non-core stakes in listed pharmaceuticals and skincare businesses – is unlikely to materialise in the foreseeable future, and therefore the position was sold. The position in Wolters Kluwer was sold on valuation grounds, following significant share price appreciation since its initial purchase in February.

For more information speak to your financial adviser, call us on 1800 814 523, email mim.clientservice@macquarie.com or visit macquarie.com

Important information

Weights and attribution breakdown for sector, stocks and region are sourced from Macquarie and FactSet.

Macquarie Investment Management Australia Limited ABN 55 092 552 611 AFS Licence 238321 is the issuer of units in, and responsible entity of the Fund.

The information in this report is provided for general information purposes only and is not, and should not be construed as, an advertisement, an invitation, an offer, a solicitation of an offer or a recommendation to participate in any investment strategy or take any other action, including to buy or sell any product offered by any member of the Macquarie Group. The above information is not personal advice and does not take into account the investment objectives, financial situation or needs of any person. Investors should consider the offer document of the Fund in deciding whether to acquire or continue to hold units in the Fund. The offer document is available by contacting us on 1800 814 523. Past performance is not a reliable indicator of future performance.

Future results are impossible to predict. In preparing this document, reliance may have been placed, without independent verification, on the accuracy and completeness of information available from external sources. This report may also include opinions, estimates and other forward-looking statements which are, by their very nature, subject to various risks and uncertainties. Actual events or results may differ materially, positively or negatively, from those reflected or contemplated in such forward-looking statements. Forward-looking statements constitute the investment manager's judgement as at the date of preparation of this report and are subject to change without notice. To the maximum extent permitted by law, no member of the Macquarie Group nor its directors, employees or agents accept any liability for any loss arising from the use of this document, its contents or otherwise arising in connection with it.

Other than Macquarie Bank Limited (MBL), none of the entities noted in this document are authorised deposit-taking institutions for the purposes of the Banking Act 1959 (Commonwealth of Australia). The obligations of these entities do not represent deposits or other liabilities of MBL. MBL does not guarantee or otherwise provide assurance in respect of the obligations of these entities, unless noted otherwise.