

IFP Global Franchise Fund

Macquarie Professional Series

Monthly report – 31 January 2023

Investment objective

Aims to achieve a long-term total return (before fees and expenses) that exceeds the MSCI World ex Australia Index, in \$A unhedged with net dividends reinvested (Benchmark).

Key information

Fund details

APIR code	MAQ0404AU
mFund code	MPS03
Inception date	17 November 2004
Investment manager	Independent Franchise Partners LLP (London, UK)
Fund size	\$1,688.8m
Distribution frequency	Annually
Management fee*	1.28% pa
Minimum investment (Direct)	\$5,000
Unit prices and spreads	macquarie.com.au/unit_prices

*Read the Product Disclosure Statement for more details on fees and costs.

Fund performance to 31 January 2023

	Total Fund return (gross)	Total Fund return (net)	Benchmark return	Total excess return (net)
1 month (%)	4.67	4.56	2.97	1.59
3 months (%)	2.72	2.39	-0.72	3.11
1 year (%)	-1.79	-3.04	-7.90	4.86
3 years (% pa)	7.98	6.57	5.75	0.82
5 years (% pa)	12.05	10.58	9.52	1.06
7 years (% pa)	11.36	9.88	10.62	-0.74
Since inception (% pa)	11.96	10.46	7.74	2.72

Past performance is not a reliable indicator of future performance.

Total returns are calculated based on changes in net asset values and assumes the reinvestment of distributions.

Total net Fund returns are quoted after the deduction of fees and expenses. Due to individual circumstances, your net returns may differ from the net returns quoted above.

The management fee was reduced to 1.28% pa from 14 May 2021.

Top 10 stocks*

Stock	Sector	Industry	Holding (%)
Bristol-Myers Squibb Co	Health Care	Pharmaceuticals	6.39
Philip Morris International	Consumer Staples	Tobacco	5.32
British American Tobacco	Consumer Staples	Tobacco	5.15
Novartis AG	Health Care	Pharmaceuticals	4.56
News Corp	Communication Services	Media	4.43
Richemont (Cie Fin)	Consumer Discretionary	Textiles Apparel & Luxury Goods	4.42
Salesforce Inc	Information Technology	Software	4.07
Oracle Corp	Information Technology	Software	4.02
Aon PLC	Financials	Insurance	3.95
Fox Corp	Communication Services	Media	3.89
Total number of stocks			27

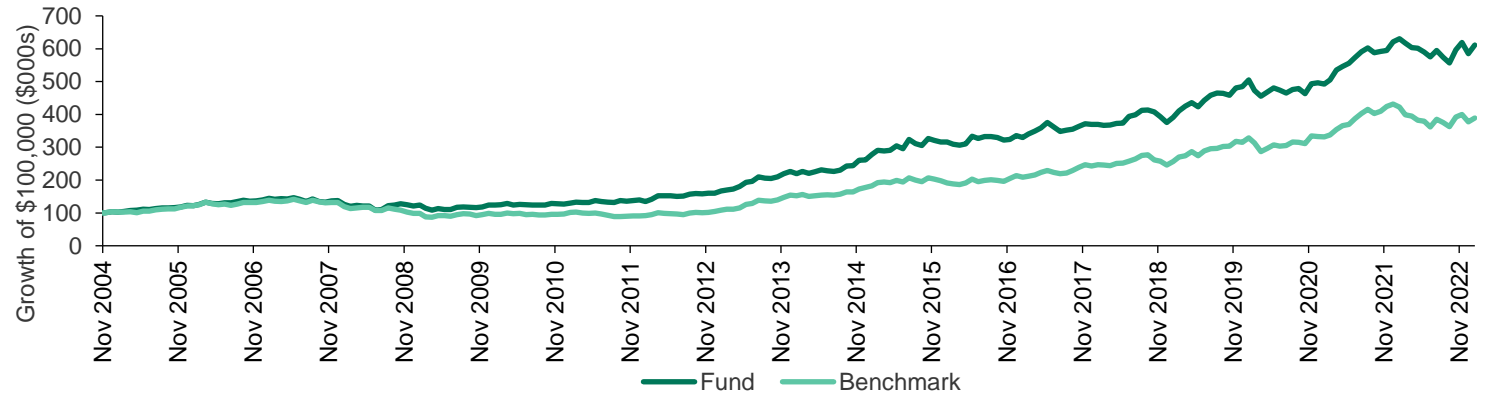
*The information in this table is as at end of month, three months prior to the date of this report.

IFP Global Franchise Fund

Macquarie Professional Series

Monthly report – 31 January 2023

Growth of \$100,000 since inception

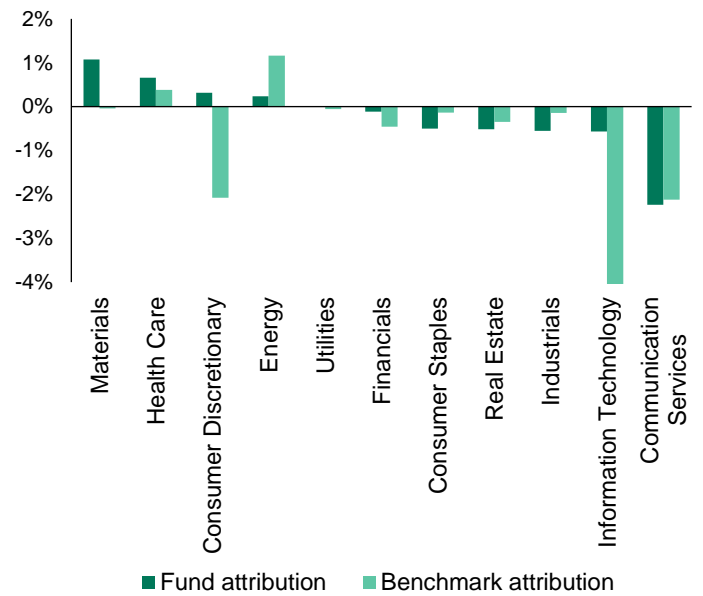


Past performance is not a reliable indicator of future performance. Data as at 31 January 2023.

Sector weights

Sector	Fund (%)	Benchmark (%)
Communication Services	20.78	6.84
Health Care	15.76	13.61
Consumer Staples	14.43	7.53
Consumer Discretionary	11.95	10.82
Information Technology	10.49	21.19
Financials	9.68	14.10
Industrials	6.60	10.66
Real Estate	4.26	2.65
Materials	3.33	4.12
Energy	0.00	5.44
Utilities	0.00	3.03
Cash	2.72	0.00
Total	100	100

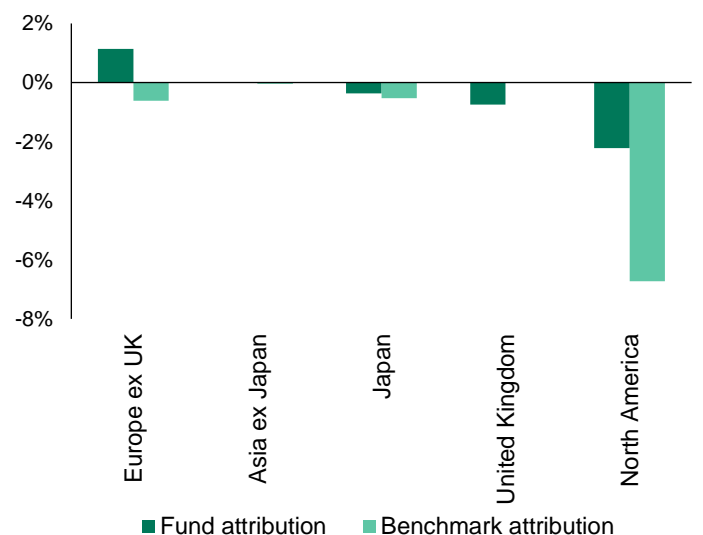
Sector attribution (12 months to date)



Region weights

Region	Fund (%)	Benchmark (%)
North America	68.74	72.90
United Kingdom	13.83	4.43
Europe ex UK	11.39	14.95
Japan	3.31	6.37
Asia ex Japan	0.00	1.36
Cash	2.72	0.00
Total	100	100

Region attribution (12 months to date)



IFP Global Franchise Fund

Macquarie Professional Series

Monthly report – 31 January 2023

Performance summary

- The Fund returned 4.56%, net of fees, in January 2023, compared with a return for the Benchmark of 2.97%, as improved investor sentiment around a potential end to the global rate-hiking cycle drove equity market gains.
- Most market sectors, led by IT and Consumer Discretionary, advanced in January; Health Care and Consumer Staples were notable exceptions. For the Fund, the largest relative sector contributors were holdings in Real Estate, namely Zillow, and in Industrials, led by TransUnion. Relative detractors included an overweight to Consumer Staples and holdings in Financials, which lagged the rise of the broader sector.
- Zillow was among the top individual contributors to performance in January. Shares in Zillow moved higher as improved US mortgage application data pointed to a stabilisation, and then an increase, in US home buying interest in January. Franchise Partners continues to think Zillow is well placed to improve medium-term revenues and margins by better monetising its strong brand. Almost 70% of US consumers start their home search on Zillow, but the company currently only monetises around 3% of housing transactions. Zillow has several near-term product development initiatives that should help to close this gap.
- BAT was among the top individual detractors from performance in January. The company appeared to be affected by the market's rotation away from more defensive stocks towards faster growth stocks and stocks.
- During the month, Franchise Partners completed the initial purchases of Ritchie Bros. Auctioneers and IAA, and the final sale of Western Union. Ritchie Bros. is the leading North American auctioneer of industrial equipment, with a market share of approximately 85%. IAA is a US focused salvage car auction platform and operates in an attractive market duopoly. The opportunity to purchase shares in both companies arose following the announcement in November of the potential acquisition by Ritchie Bros. of IAA. The deal should enable Ritchie Bros. to accelerate its highly successful satellite yard strategy, improving its proximity to potential inventory consigners, but notes that both companies are attractive as standalone businesses should the acquisition not receive shareholder approval. While Franchise Partners continues to think Western Union has a strong, globally recognised brand and network of exclusive retail affiliates, the company was sold over concerns about the pace of the transition in its digital operations, given the increasingly competitive digital money transfer market.

IFP Global Franchise Fund

Macquarie Professional Series

Monthly report – 31 January 2023

For more information speak to your financial adviser, call us on 1800 814 523, email mam.clientservice@macquarie.com or visit macquarieim.com

Important information

Weights and attribution breakdown for sector, stocks and region is sourced from Macquarie and FactSet.

Macquarie Investment Management Australia Limited ABN 55 092 552 611 AFS Licence 238321 is the issuer of units in, and responsible entity of the Fund.

The information in this report is provided for general information purposes only and is not, and should not be construed as, an advertisement, an invitation, an offer, a solicitation of an offer or a recommendation to participate in any investment strategy or take any other action, including to buy or sell any product offered by any member of the Macquarie Group. The above information is not personal advice and does not take into account the investment objectives, financial situation or needs of any person. The Fund is designed for investors who are seeking capital growth, are intending to use the Fund as a satellite within a portfolio, have a medium to long-term investment timeframe, have a high or very high risk/return profile and require the ability to have daily access to capital. Please review the Target Market Determination available at macquarieim.com/TMD and consider if the Fund may be suitable for you. Investors should consider the offer document of the Fund in deciding whether to acquire or continue to hold units in the Fund. The offer document is available by contacting us on 1800 814 523. Past performance is not a reliable indicator of future performance.

Future results are impossible to predict. In preparing this document, reliance may have been placed, without independent verification, on the accuracy and completeness of information available from external sources. This report may also include opinions, estimates and other forward-looking statements which are, by their very nature, subject to various risks and uncertainties. Actual events or results may differ materially, positively or negatively, from those reflected or contemplated in such forward-looking statements. Forward-looking statements constitute the investment manager's judgement as at the date of preparation of this report and are subject to change without notice. To the maximum extent permitted by law, no member of the Macquarie Group nor its directors, employees or agents accept any liability for any loss arising from the use of this document, its contents or otherwise arising in connection with it.

Other than Macquarie Bank Limited ABN 46 008 583 542 ("Macquarie Bank"), any Macquarie Group entity noted in this material is not an authorised deposit-taking institution for the purposes of the Banking Act 1959 (Commonwealth of Australia). The obligations of these other Macquarie Group entities do not represent deposits or other liabilities of Macquarie Bank. Macquarie Bank does not guarantee or otherwise provide assurance in respect of the obligations of these other Macquarie Group entities. In addition, if this document relates to an investment, (a) the investor is subject to investment risk including possible delays in repayment and loss of income and principal invested and (b) none of Macquarie Bank or any other Macquarie Group entity guarantees any particular rate of return on or the performance of the investment, nor do they guarantee repayment of capital in respect of the investment.