

# IFP Global Franchise Fund

## Macquarie Professional Series

Monthly report – 30 November 2022

### Investment objective

Aims to achieve a long-term total return (before fees and expenses) that exceeds the MSCI World ex Australia Index, in \$A unhedged with net dividends reinvested (Benchmark).

### Key information

Fund details	
APIR code	MAQ0404AU
mFund code	MPS03
Inception date	17 November 2004
Investment manager	Independent Franchise Partners LLP (London, UK)
Fund size	\$1,685.1m
Distribution frequency	Annually
Management fee*	1.28% pa
Minimum investment (Direct)	\$5,000
Unit prices and spreads	<a href="https://macquarie.com.au/unit_prices">macquarie.com.au/unit_prices</a>

\*Read the Product Disclosure Statement for more details on fees and costs.

### Fund performance to 30 November 2022

	Total Fund return (gross)	Total Fund return (net)	Benchmark return	Total excess return (net)
<b>1 month (%)</b>	3.86	3.76	2.02	1.74
<b>3 months (%)</b>	8.25	7.92	6.43	1.49
<b>1 year (%)</b>	5.48	4.14	-5.89	10.03
<b>3 years (% pa)</b>	10.28	8.85	7.93	0.92
<b>5 years (% pa)</b>	12.24	10.75	10.12	0.63
<b>7 years (% pa)</b>	11.32	9.83	10.17	-0.34
<b>Since inception (% pa)</b>	12.15	10.64	7.98	2.66

#### Past performance is not a reliable indicator of future performance.

Total returns are calculated based on changes in net asset values and assumes the reinvestment of distributions.

Total net Fund returns are quoted after the deduction of fees and expenses. Due to individual circumstances, your net returns may differ from the net returns quoted above.

The management fee was reduced to 1.28% pa from 14 May 2021.

### Top 10 stocks\*

Stock	Sector	Industry	Holding (%)
British American Tobacco	Consumer Staples	Tobacco	6.25
Bristol-Myers Squibb Co	Health Care	Pharmaceuticals	5.39
Philip Morris International	Consumer Staples	Tobacco	5.36
Fox Corp	Communication Services	Media	4.46
Novartis Ag	Health Care	Pharmaceuticals	4.43
News Corp	Communication Services	Media	4.30
Aon PLC	Financials	Insurance	3.80
Salesforce Inc	Information Technology	Software	3.79
Electronic Arts Inc	Communication Services	Entertainment	3.77
Richemont(Cie Fin)	Consumer Discretionary	Textiles Apparel & Luxury Goods	3.73
<b>Total number of stocks</b>			<b>28</b>

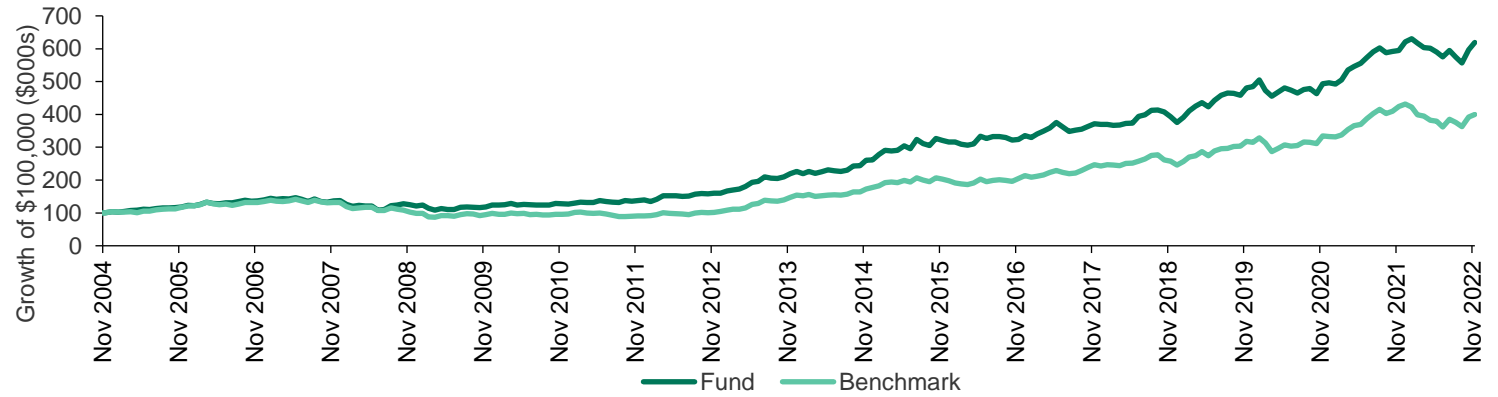
\*The information in this table is as at end of month, three months prior to the date of this report.

# IFP Global Franchise Fund

## Macquarie Professional Series

Monthly report – 30 November 2022

### Growth of \$100,000 since inception

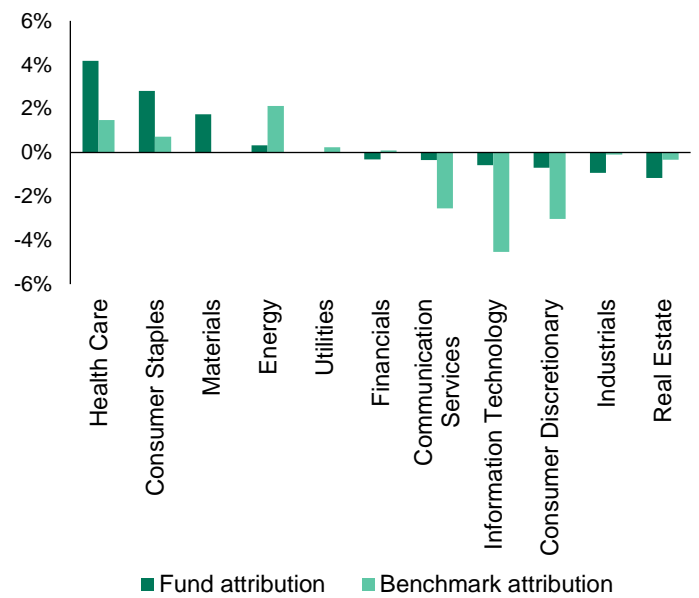


Past performance is not a reliable indicator of future performance. Data as at 30 November 2022.

### Sector weights

Sector	Fund (%)	Benchmark (%)
Communication Services	21.31	6.69
Health Care	16.96	14.20
Consumer Staples	15.75	7.75
Consumer Discretionary	11.45	10.58
Information Technology	11.42	21.39
Financials	9.83	13.59
Real Estate	3.82	2.58
Materials	3.61	3.98
Industrials	2.84	10.58
Energy	0.00	5.60
Utilities	0.00	3.07
Cash	3.01	0.00
<b>Total</b>	<b>100</b>	<b>100</b>

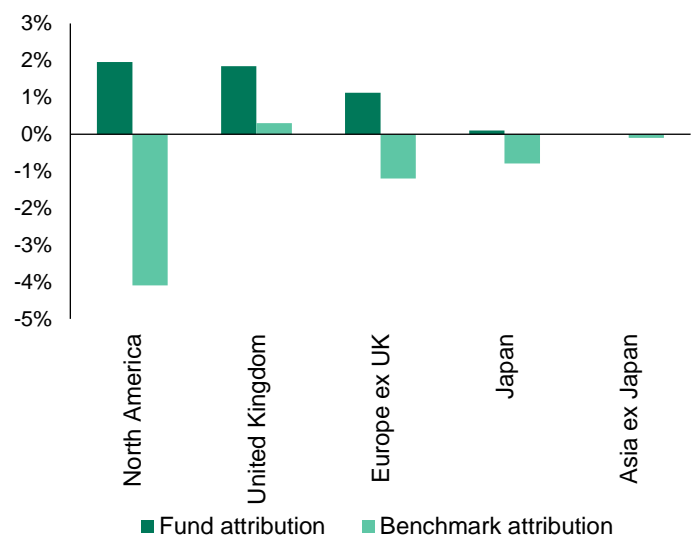
### Sector attribution (12 months to date)



### Region weights

Region	Fund (%)	Benchmark (%)
North America	66.88	74.28
United Kingdom	14.15	4.35
Europe ex UK	12.59	14.00
Japan	3.37	6.11
Asia ex Japan	0.00	1.26
Cash	3.01	0.00
<b>Total</b>	<b>100</b>	<b>100</b>

### Region attribution (12 months to date)



# IFP Global Franchise Fund

## Macquarie Professional Series

Monthly report – 30 November 2022

---

### Performance summary

- The Fund returned 3.76%, net of fees, in November 2022, compared with a return for the Benchmark of 2.02%, with markets maintaining their positive trajectory despite ongoing inflation and interest rate uncertainty.
- Cyclical sectors, led by Materials, Industrials and Financials, drove the index higher in November. For the Fund, the largest relative sector contributors were holdings in Consumer Discretionary, such as Richemont and eBay, and in Communication Services, such as News Corporation and Fox. Relative detractors included holdings in Materials, namely Corteva, and an underweight to Industrials.
- Richemont was among the top individual contributors to performance in November. The company released strong half year results, with underlying sales growing by 16% driven by the company's high margin jewellery brands, Cartier and Van Cleef & Arpels. This revenue growth was well balanced geographically, with US and European revenue growth more than offsetting China, which remains affected by lockdowns. Franchise Partners continues to believe that Richemont is well placed in the attractive luxury jewellery segment. Cartier and Van Cleef & Arpels are among the strongest brands in the segment and have substantial pricing power.
- Salesforce was among the top individual detractors from performance in November. Shares in the company were likely affected by broader macroeconomic concerns that are starting to impact other leading software companies. Broker surveys conducted in November also showed signs of weakness in software customer demand. The company further announced the surprise departure of co-CEO Bret Taylor. However, founder and fellow co-CEO Marc Benioff has navigated multiple executive transitions over the past two decades. Management has demonstrated strong cost discipline which led to margin expansion in the quarter.
- There were no initial purchases or final sales within the portfolio during the month.

# IFP Global Franchise Fund

## Macquarie Professional Series

Monthly report – 30 November 2022

---

**For more information speak to your financial adviser, call us on 1800 814 523, email [mam.clientservice@macquarie.com](mailto:mam.clientservice@macquarie.com) or visit [macquarieim.com](http://macquarieim.com)**

### Important information

Weights and attribution breakdown for sector, stocks and region is sourced from Macquarie and FactSet.

Macquarie Investment Management Australia Limited ABN 55 092 552 611 AFS Licence 238321 is the issuer of units in, and responsible entity of the Fund.

The information in this report is provided for general information purposes only and is not, and should not be construed as, an advertisement, an invitation, an offer, a solicitation of an offer or a recommendation to participate in any investment strategy or take any other action, including to buy or sell any product offered by any member of the Macquarie Group. The above information is not personal advice and does not take into account the investment objectives, financial situation or needs of any person. The Fund is designed for investors who are seeking capital growth, are intending to use the Fund as a satellite within a portfolio, have a medium to long-term investment timeframe, have a high or very high risk/return profile and require the ability to have daily access to capital. Please review the Target Market Determination available at [macquarieim.com/TMD](http://macquarieim.com/TMD) and consider if the Fund may be suitable for you. Investors should consider the offer document of the Fund in deciding whether to acquire or continue to hold units in the Fund. The offer document is available by contacting us on 1800 814 523. Past performance is not a reliable indicator of future performance.

Future results are impossible to predict. In preparing this document, reliance may have been placed, without independent verification, on the accuracy and completeness of information available from external sources. This report may also include opinions, estimates and other forward-looking statements which are, by their very nature, subject to various risks and uncertainties. Actual events or results may differ materially, positively or negatively, from those reflected or contemplated in such forward-looking statements. Forward-looking statements constitute the investment manager's judgement as at the date of preparation of this report and are subject to change without notice. To the maximum extent permitted by law, no member of the Macquarie Group nor its directors, employees or agents accept any liability for any loss arising from the use of this document, its contents or otherwise arising in connection with it.

Other than Macquarie Bank Limited ABN 46 008 583 542 ("Macquarie Bank"), any Macquarie Group entity noted in this material is not an authorised deposit-taking institution for the purposes of the Banking Act 1959 (Commonwealth of Australia). The obligations of these other Macquarie Group entities do not represent deposits or other liabilities of Macquarie Bank. Macquarie Bank does not guarantee or otherwise provide assurance in respect of the obligations of these other Macquarie Group entities. In addition, if this document relates to an investment, (a) the investor is subject to investment risk including possible delays in repayment and loss of income and principal invested and (b) none of Macquarie Bank or any other Macquarie Group entity guarantees any particular rate of return on or the performance of the investment, nor do they guarantee repayment of capital in respect of the investment.