

IFP Global Franchise Fund

Macquarie Professional Series

Monthly report – 31 May 2022

Investment objective

Aims to achieve a long-term total return (before fees and expenses) that exceeds the MSCI World ex Australia Index, in \$A unhedged with net dividends reinvested (Benchmark).

Key information

Fund details

APIR code	MAQ0404AU
mFund code	MPS03
Inception date	17 November 2004
Investment manager	Independent Franchise Partners LLP (London, UK)
Fund size	\$1,669.5m
Distribution frequency	Annually
Management fee*	1.28% pa
Minimum investment (Direct)	\$5,000
Unit prices and spreads	macquarie.com.au/unit_prices

*Read the Product Disclosure Statement for more details on fees and costs.

Fund performance to 31 May 2022

	Total Fund return (gross)	Total Fund return (net)	Benchmark return	Total excess return (net)
1 month (%)	-1.81	-1.92	-0.83	-1.09
3 months (%)	-3.98	-4.29	-4.82	0.53
1 year (%)	7.63	6.27	2.64	3.63
3 years (% pa)	13.22	11.73	11.44	0.29
5 years (% pa)	10.96	9.48	10.58	-1.10
7 years (% pa)	11.43	9.94	9.64	0.30
Since inception (% pa)	12.17	10.65	7.90	2.75

Past performance is not a reliable indicator of future performance.

Total returns are calculated based on changes in net asset values and assumes the reinvestment of distributions.

Total net Fund returns are quoted after the deduction of fees and expenses. Due to individual circumstances, your net returns may differ from the net returns quoted above.

The management fee was reduced to 1.28% pa from 14 May 2021.

Top 10 stocks*

Stock	Sector	Industry	Holding (%)
British American Tobacco	Consumer staples	Tobacco	6.00
Bristol-Myers Squibb Co	Health care	Pharmaceuticals	5.70
Novartis Ag	Health care	Pharmaceuticals	5.15
Philip Morris International	Consumer staples	Tobacco	4.99
News Corp	Communication services	Media	4.99
Fox Corp	Communication services	Media	4.81
Reckitt Benckiser Group	Consumer staples	Household Products	4.35
Corteva Inc	Materials	Chemicals	4.16
Richemont(Cie Fin)	Consumer discretionary	Textiles Apparel & Luxury Goods	3.99
Zillow Group Inc	Real estate	Real Estate Management & Development	3.98
Total number of stocks			30

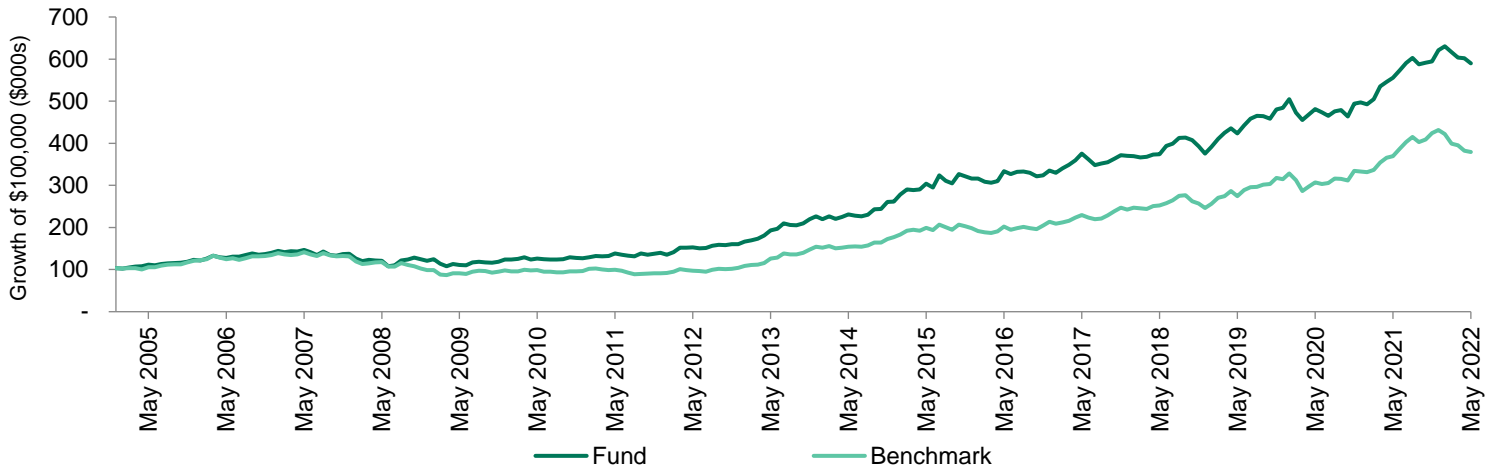
*The information in this table is as at end of month, three months prior to the date of this report.

IFP Global Franchise Fund

Macquarie Professional Series

Monthly report – 31 May 2022

Growth of \$100,000 since inception

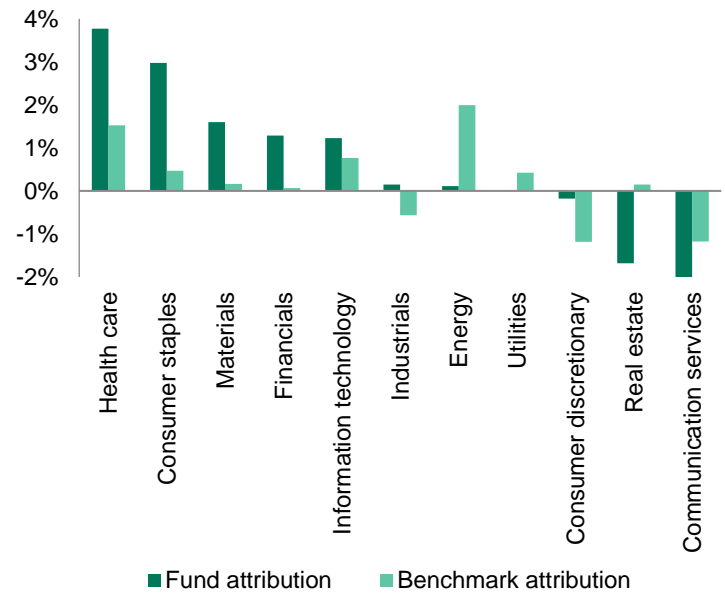


Past performance is not a reliable indicator of future performance.

Sector weights

Sector	Fund (%)	Benchmark (%)
Communication services	20.97	7.65
Consumer staples	19.50	7.48
Health care	16.93	13.51
Information technology	10.19	21.83
Consumer discretionary	9.90	10.83
Financials	9.10	13.40
Materials	4.32	4.16
Real estate	3.98	2.76
Industrials	2.17	9.99
Energy	0.07	5.22
Utilities	0.00	3.18
Cash	2.88	0.00
Total	100	100

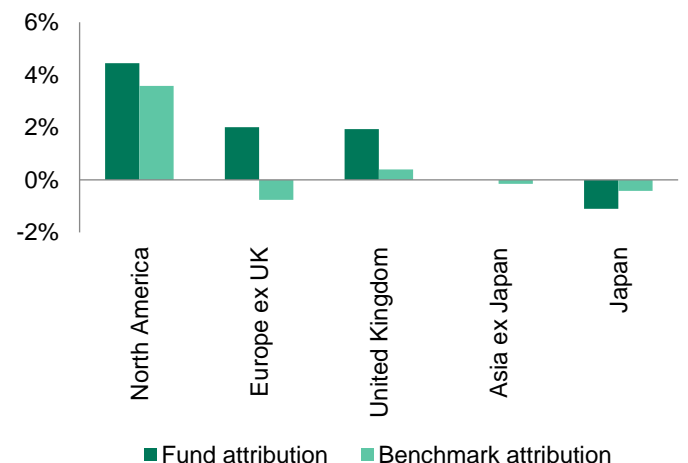
Sector attribution (12 months to date)



Region weights

Region	Fund (%)	Benchmark (%)
North America	65.72	73.67
United Kingdom	16.26	4.55
Europe ex UK	11.62	14.13
Japan	3.52	6.34
Asia ex Japan	0.00	1.31
Cash	2.88	0.00
Total	100	100

Region attribution (12 months to date)



IFP Global Franchise Fund

Macquarie Professional Series

Monthly report – 31 May 2022

Performance summary

- The Fund returned -1.92% in May 2022, compared with a return for the Benchmark of -0.83%, with equity markets steadying somewhat despite the ongoing headwinds of rising inflation, tighter monetary policy and surging energy prices.
- The IT and Consumer Discretionary sectors weighed on market performance in May, while Energy and Financials moved higher. The Fund's largest relative sector detractors were holdings in Financials, including ICE, Aon and S&P Global, and an underweight to Energy. Relative contributors included holdings in Consumer Staples, such as Philip Morris and BAT, and in Materials, namely Corteva.
- Electronic Arts was among the top individual contributors to performance in May. Shares in the global video game developer rose following strong fourth quarter results and press reports of discussions about a potential sale or merger. Player trends remain robust, particularly for its key sports franchises. While the press reports of sale discussions over the last few years with Apple, Amazon, Disney and NBC Universal are unverified, they do highlight EA's strategic importance as technology, traditional media, and video games increasingly converge.
- News Corporation was among the top individual detractors from performance in May. The company released quarterly results that were in line with consensus estimates; however, it appears the market was disappointed that the results did not significantly exceed expectations, as they had in recent quarters. Underlying revenues increased 6%, with continued strong growth in both Dow Jones and Digital Real Estate. Underlying EBITDA grew 25%, as increased digitisation continues to improve profitability.
- During the month, Franchise Partners began the final sale of Alcon. Since its spin-off from Novartis in April 2019, Alcon's organic revenue growth has increased and margins have improved materially. Franchise Partners think Alcon's strong market share, attractive growth rates and improved profitability are now fully reflected in its free cash flow yield, and consistent with Franchise Partners' valuation discipline, the position was sold.

For more information speak to your financial adviser, call us on 1800 814 523, email mam.clientservice@macquarie.com or visit macquarieim.com

Important information

Weights and attribution breakdown for sector, stocks and region are sourced from Macquarie and FactSet.

Macquarie Investment Management Australia Limited ABN 55 092 552 611 AFS Licence 238321 is the issuer of units in, and responsible entity of the Fund.

The information in this report is provided for general information purposes only and is not, and should not be construed as, an advertisement, an invitation, an offer, a solicitation of an offer or a recommendation to participate in any investment strategy or take any other action, including to buy or sell any product offered by any member of the Macquarie Group. The above information is not personal advice and does not take into account the investment objectives, financial situation or needs of any person. The Fund is designed for investors who are seeking capital growth, are intending to use the Fund as a satellite within a portfolio, have a medium to long-term investment timeframe, have a high or very high risk/return profile and require the ability to have daily access to capital. Please review the Target Market Determination available at macquarieim.com/TMD and consider if the Fund may be suitable for you. Investors should consider the offer document of the Fund in deciding whether to acquire or continue to hold units in the Fund. The offer document is available by contacting us on 1800 814 523. Past performance is not a reliable indicator of future performance.

Future results are impossible to predict. In preparing this document, reliance may have been placed, without independent verification, on the accuracy and completeness of information available from external sources. This report may also include opinions, estimates and other forward-looking statements which are, by their very nature, subject to various risks and uncertainties. Actual events or results may differ materially, positively or negatively, from those reflected or contemplated in such forward-looking statements. Forward-looking statements constitute the investment manager's judgement as at the date of preparation of this report and are subject to change without notice. To the maximum extent permitted by law, no member of the Macquarie Group nor its directors, employees or agents accept any liability for any loss arising from the use of this document, its contents or otherwise arising in connection with it.

Other than Macquarie Bank Limited ABN 46 008 583 542 ("Macquarie Bank"), any Macquarie Group entity noted in this material is not an authorised deposit-taking institution for the purposes of the Banking Act 1959 (Commonwealth of Australia). The obligations of these other Macquarie Group entities do not represent deposits or other liabilities of Macquarie Bank. Macquarie Bank does not guarantee or otherwise provide assurance in respect of the obligations of these other Macquarie Group entities. In addition, if this document relates to an investment, (a) the investor is subject to investment risk including possible delays in repayment and loss of income and principal invested and (b) none of Macquarie Bank or any other Macquarie Group entity guarantees any particular rate of return on or the performance of the investment, nor do they guarantee repayment of capital in respect of the investment.