

IFP Global Franchise Fund

Macquarie Professional Series

Monthly report – 30 April 2022

Investment objective

Aims to achieve a long-term total return (before fees and expenses) that exceeds the MSCI World ex Australia Index, in \$A unhedged with net dividends reinvested (Benchmark).

Key information

Fund details

APIR code	MAQ0404AU
mFund code	MPS03
Inception date	17 November 2004
Investment manager	Independent Franchise Partners LLP (London, UK)
Fund size	\$1,878.8m
Distribution frequency	Annually
Management fee*	1.28% pa
Minimum investment (Direct)	\$5,000
Unit prices and spreads	macquarie.com.au/unit_prices

*Read the Product Disclosure Statement for more details on fees and costs.

Fund performance to 30 April 2022

	Total Fund return (gross)	Total Fund return (net)	Benchmark return	Total excess return (net)
1 month (%)	-0.25	-0.35	-3.17	2.82
3 months (%)	-4.25	-4.55	-9.33	4.78
1 year (%)	11.59	10.18	4.73	5.45
3 years (% pa)	12.83	11.34	10.07	1.27
5 years (% pa)	12.37	10.87	11.37	-0.50
7 years (% pa)	12.49	10.98	10.31	0.67
Since inception (% pa)	12.35	10.83	7.99	2.84

Past performance is not a reliable indicator of future performance.

Total returns are calculated based on changes in net asset values and assumes the reinvestment of distributions.

Total net Fund returns are quoted after the deduction of fees and expenses. Due to individual circumstances, your net returns may differ from the net returns quoted above.

The management fee was reduced to 1.28% pa from 14 May 2021.

Top 10 stocks*

Stock	Sector	Industry	Holding (%)
Philip Morris International	Consumer Staples	Tobacco	6.29
British American Tobacco	Consumer Staples	Tobacco	5.85
Bristol-Myers Squibb Co	Health Care	Pharmaceuticals	5.42
Novartis Ag	Health Care	Pharmaceuticals	5.09
News Corp	Communication Services	Media	4.99
Fox Corp	Communication Services	Media	4.70
Corteva Inc	Materials	Chemicals	4.28
Richemont(Cie Fin)	Consumer Discretionary	Textiles Apparel & Luxury Goods	4.20
Reckitt Benckiser Group	Consumer Staples	Household Products	4.17
Nestle Sa	Consumer Staples	Food Products	3.99
Total number of stocks			28

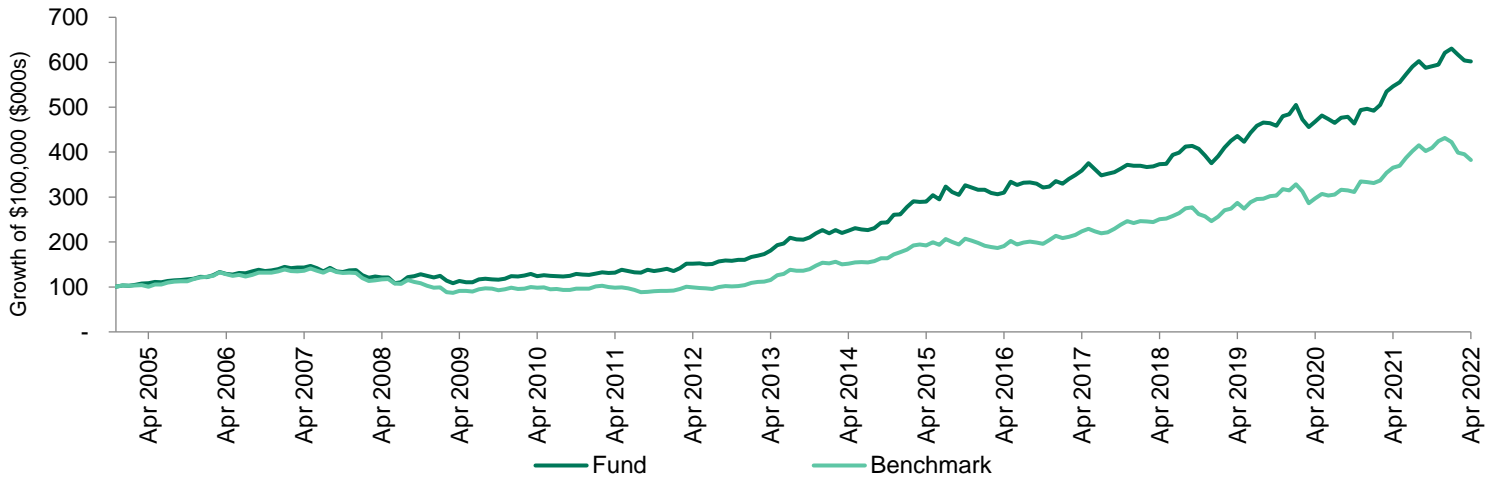
*The information in this table is as at end of month, three months prior to the date of this report.

IFP Global Franchise Fund

Macquarie Professional Series

Monthly report – 30 April 2022

Growth of \$100,000 since inception

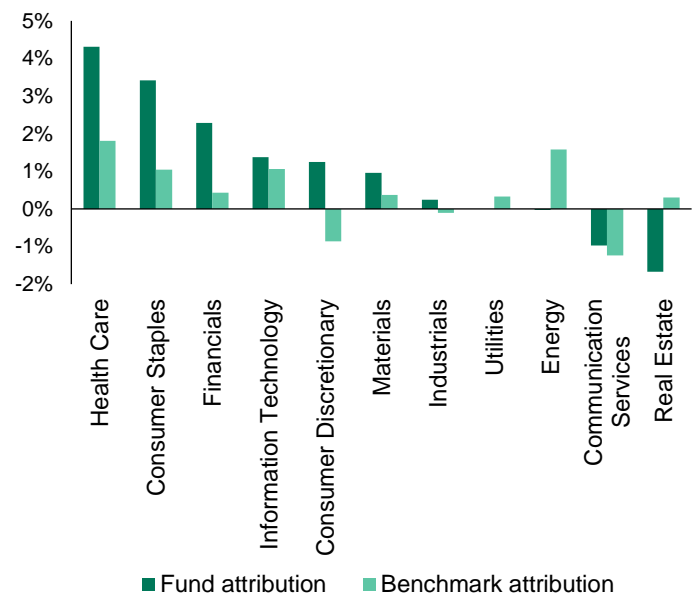


Past performance is not a reliable indicator of future performance.

Sector weights

Sector	Fund (%)	Benchmark (%)
Communication Services	21.01	7.53
Health Care	19.11	13.45
Consumer Staples	19.05	7.77
Consumer Discretionary	10.19	11.24
Financials	9.75	13.07
Information Technology	8.62	22.17
Materials	3.94	4.15
Real Estate	3.15	2.85
Industrials	2.07	10.06
Energy	0.29	4.61
Utilities	0.00	3.09
Cash	2.83	0.00
Total	100	100

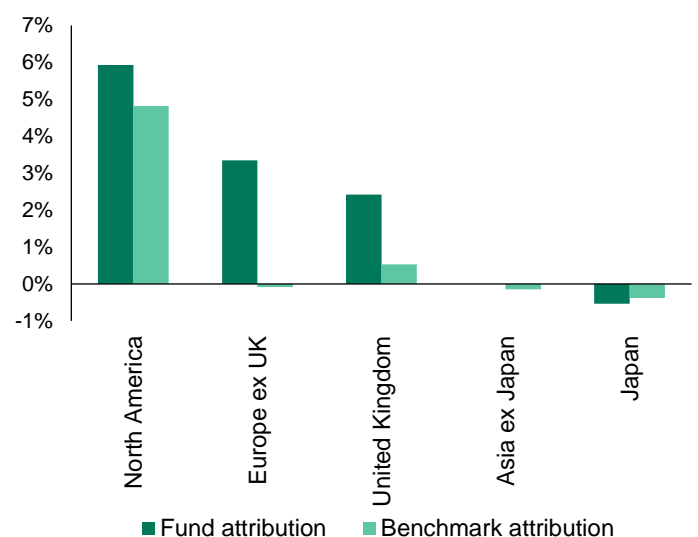
Sector attribution (12 months to date)



Region weights

Region	Fund (%)	Benchmark (%)
North America	63.56	73.78
United Kingdom	16.20	4.49
Europe ex UK	13.80	14.19
Japan	3.61	6.24
Asia ex Japan	0.00	1.31
Cash	2.83	0.00
Total	100	100

Region attribution (12 months to date)



IFP Global Franchise Fund

Macquarie Professional Series

Monthly report – 30 April 2022

Performance summary

- The Fund returned -0.35% in April 2022, compared with a return for the Benchmark of -3.17%, as the prospect of tighter monetary policy in the face of rising inflation, coupled with the ongoing conflict in Ukraine drove equity markets down during the month.
- The IT and Consumer Discretionary sectors led the market lower in April, while Consumer Staples was a notable positive contributor to index performance. The Fund's largest relative sector detractor was holdings in Real Estate, specifically Zillow Group. This result was offset by allocations to Health Care, such as Bristol-Myers and Novartis, and an overweight to Consumer Staples.
- Bristol-Myers was among the top individual contributors to performance in April. The company reported first quarter revenues slightly ahead of market expectations, growing 7% in constant currency. Bristol also received approval for Camzyos, an important first-in-class medicine to treat symptomatic obstructive hypertrophic cardiomyopathy. The company forecasts over \$4 billion in peak sales for the drug and Franchise Partners believe its successful commercialisation will be important in helping offset Bristol's upcoming patent expires.
- Zillow Group was among the top individual detractors from performance in April. The company's share price weakness was driven by market concerns that higher US mortgage rates will weigh on US housing transaction and prices. Franchise Partners are mindful of this risk, however, believe that in the long-term it is outweighed by the structural opportunity to close the gap between the company's 70-80% share of US property search and its approximate 10% share of the property advertising market.
- There were no initial purchases or final sales within the portfolio during the month.

For more information speak to your financial adviser, call us on 1800 814 523, email mim.clientservice@macquarie.com or visit macquarieim.com

Important information

Weights and attribution breakdown for sector, stocks and region are sourced from Macquarie and FactSet.

Macquarie Investment Management Australia Limited ABN 55 092 552 611 AFS Licence 238321 is the issuer of units in, and responsible entity of the Fund.

The information in this report is provided for general information purposes only and is not, and should not be construed as, an advertisement, an invitation, an offer, a solicitation of an offer or a recommendation to participate in any investment strategy or take any other action, including to buy or sell any product offered by any member of the Macquarie Group. The above information is not personal advice and does not take into account the investment objectives, financial situation or needs of any person. The Fund is designed for investors who are seeking capital growth, are intending to use the Fund as a satellite within a portfolio, have a medium to long-term investment timeframe, have a high or very high risk/return profile and require the ability to have daily access to capital. Please review the Target Market Determination available at macquarieim.com/TMD and consider if the Fund may be suitable for you. Investors should consider the offer document of the Fund in deciding whether to acquire or continue to hold units in the Fund. The offer document is available by contacting us on 1800 814 523. Past performance is not a reliable indicator of future performance.

Future results are impossible to predict. In preparing this document, reliance may have been placed, without independent verification, on the accuracy and completeness of information available from external sources. This report may also include opinions, estimates and other forward-looking statements which are, by their very nature, subject to various risks and uncertainties. Actual events or results may differ materially, positively or negatively, from those reflected or contemplated in such forward-looking statements. Forward-looking statements constitute the investment manager's judgement as at the date of preparation of this report and are subject to change without notice. To the maximum extent permitted by law, no member of the Macquarie Group nor its directors, employees or agents accept any liability for any loss arising from the use of this document, its contents or otherwise arising in connection with it.

Other than Macquarie Bank Limited ABN 46 008 583 542 ("Macquarie Bank"), any Macquarie Group entity noted in this material is not an authorised deposit-taking institution for the purposes of the Banking Act 1959 (Commonwealth of Australia). The obligations of these other Macquarie Group entities do not represent deposits or other liabilities of Macquarie Bank. Macquarie Bank does not guarantee or otherwise provide assurance in respect of the obligations of these other Macquarie Group entities. In addition, if this document relates to an investment, (a) the investor is subject to investment risk including possible delays in repayment and loss of income and principal invested and (b) none of Macquarie Bank or any other Macquarie Group entity guarantees any particular rate of return on or the performance of the investment, nor do they guarantee repayment of capital in respect of the investment.