

# IFP Global Franchise Fund

## Macquarie Professional Series

Monthly report – 31 March 2022

### Investment objective

Aims to achieve a long-term total return (before fees and expenses) that exceeds the MSCI World ex Australia Index, in \$A unhedged with net dividends reinvested (**Benchmark**).

### Key information

#### Fund details

APIR code	MAQ0404AU
mFund code	MPS03
Inception date	17 November 2004
Investment manager	Independent Franchise Partners LLP (London, UK)
Fund size	\$1,882.2m
Distribution frequency	Annually
Management fee*	1.28% pa
Minimum investment (Direct)	\$5,000
Unit prices and spreads	<a href="https://www.macquarie.com.au/unit_prices">macquarie.com.au/unit_prices</a>

\*Read the Product Disclosure Statement for more details on fees and costs.

### Fund performance to 31 March 2022

	Total Fund return (gross)	Total Fund return (net)	Benchmark return	Total excess return (net)
<b>1 month (%)</b>	-1.97	-2.08	-0.89	-1.19
<b>3 months (%)</b>	-2.50	-2.80	-8.42	5.62
<b>1 year (%)</b>	14.27	12.84	11.60	1.24
<b>3 years (% pa)</b>	13.92	12.41	12.93	-0.52
<b>5 years (% pa)</b>	13.12	11.61	12.88	-1.27
<b>7 years (% pa)</b>	12.61	11.10	10.68	0.42
<b>Since inception (% pa)</b>	12.43	10.91	8.23	2.68

#### Past performance is not a reliable indicator of future performance.

Total returns are calculated based on changes in net asset values and assumes the reinvestment of distributions.

Total net Fund returns are quoted after the deduction of fees and expenses. Due to individual circumstances, your net returns may differ from the net returns quoted above.

The management fee was reduced to 1.28% pa from 14 May 2021.

### Top 10 stocks\*

Stock	Sector	Industry	Holding (%)
Philip Morris International	Consumer Staples	Tobacco	5.76
Novartis Ag	Health Care	Pharmaceuticals	5.18
Bristol-Myers Squibb Co	Health Care	Pharmaceuticals	5.17
British American Tobacco	Consumer Staples	Tobacco	5.07
News Corp	Communication Services	Media	4.98
Reckitt Benckiser Group	Consumer Staples	Household Products	4.40
Richemont(Cie Fin)	Consumer Discretionary	Textiles Apparel & Luxury Goods	4.39
Nestle Sa	Consumer Staples	Food Products	4.33
Fox Corp	Communication Services	Media	4.24
Corteva Inc	Materials	Chemicals	4.17
<b>Total number of stocks</b>			<b>28</b>

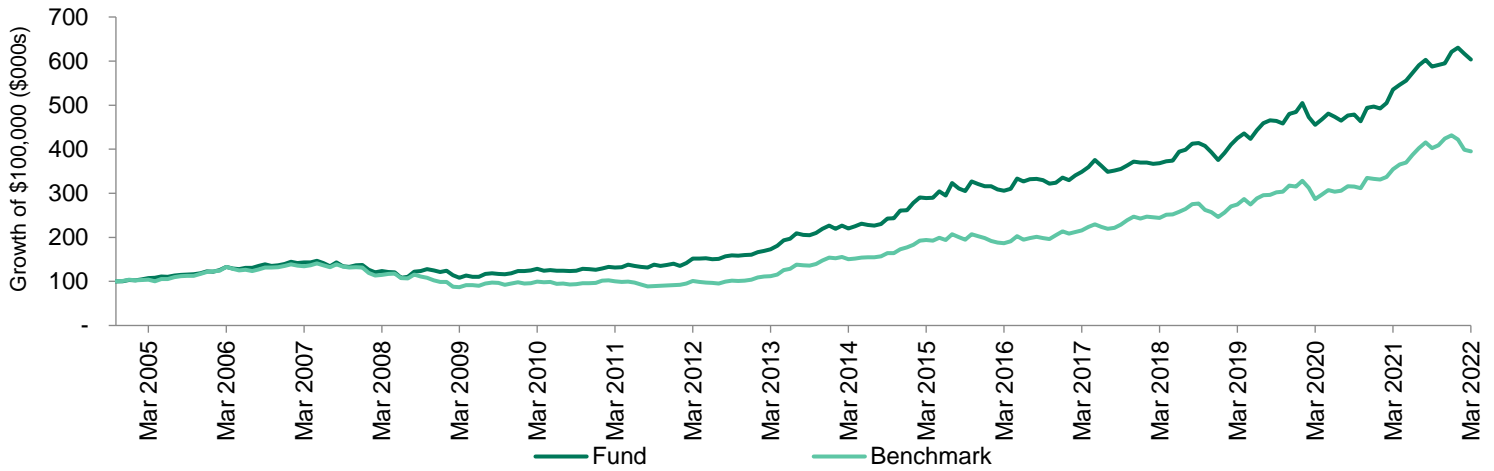
\*The information in this table is as at end of month, three months prior to the date of this report.

# IFP Global Franchise Fund

Macquarie Professional Series

Monthly report – 31 March 2022

## Growth of \$100,000 since inception

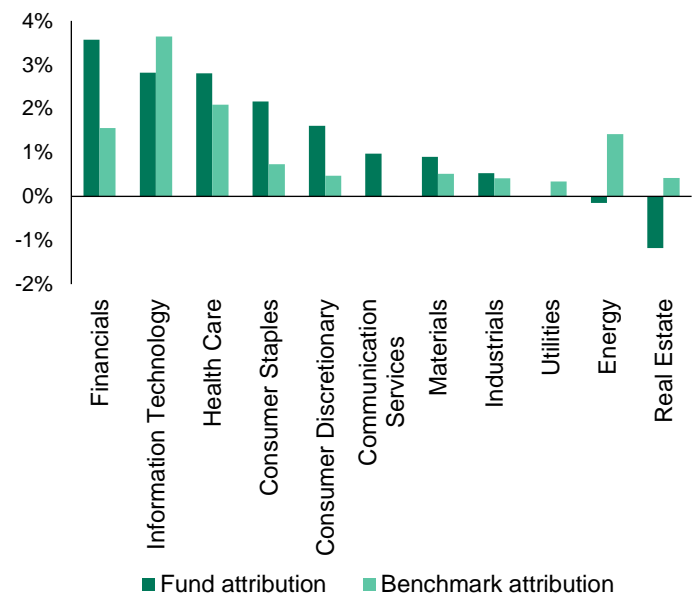


Past performance is not a reliable indicator of future performance.

## Sector weights

Sector	Fund (%)	Benchmark (%)
Communication Services	22.19	8.02
Health Care	18.53	12.92
Consumer Staples	17.65	7.08
Consumer Discretionary	10.42	11.72
Financials	10.36	13.21
Information Technology	9.06	22.93
Materials	3.71	4.00
Real Estate	3.36	2.72
Industrials	2.31	10.17
Energy	0.45	4.28
Utilities	0.00	2.94
Cash	1.98	0.00
<b>Total</b>	<b>100</b>	<b>100</b>

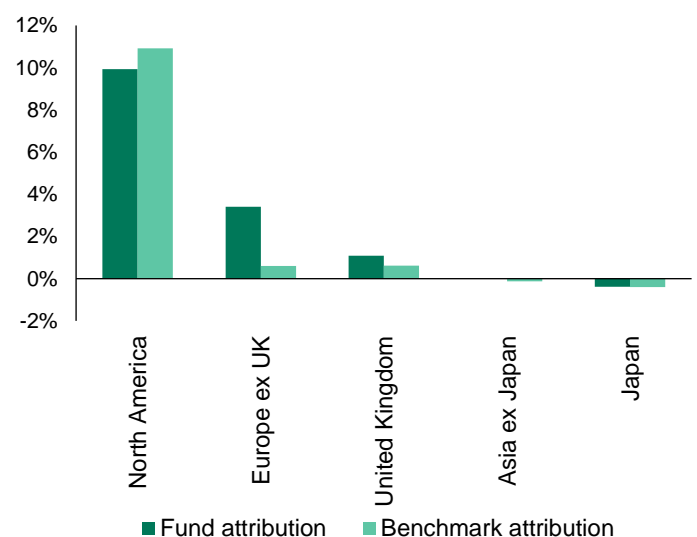
## Sector attribution (12 months to date)



## Region weights

Region	Fund (%)	Benchmark (%)
North America	65.01	74.23
United Kingdom	15.27	4.28
Europe ex UK	13.99	13.95
Japan	3.75	6.26
Asia ex Japan	0.00	1.28
Cash	1.98	0.00
<b>Total</b>	<b>100</b>	<b>100</b>

## Region attribution (12 months to date)



# IFP Global Franchise Fund

## Macquarie Professional Series

Monthly report – 31 March 2022

### Performance summary

- The Fund returned -2.08% in March 2022, compared with a return for the Benchmark of -0.89%, as equity markets recovered from steeper intra-month losses on signs of economic strength, and despite the ongoing conflict between Ukraine and Russia and continuing supply chain issues.
- Financials and Consumer Staples led the market lower in March, while Energy and Health Care were notable positive contributors to index performance. The Fund's largest relative detractors were holdings in Consumer Staples, led by Reckitt Benckiser, Philip Morris and BAT, and in Real Estate, namely Zillow Group. These results were partially offset by holdings in Financials, including Aon and S&P Global, and an overweight to Health Care.
- Aon was among the top individual contributors to performance in March. Franchise Partners think the company has the opportunity to materially increase margins over the long-term as it evolves into an information services company and focuses on its "One Aon" business operating model. Franchise Partners believes Aon's high level of investment in data and analytics is a key differentiator and means it is well positioned to outperform its peers.
- Zillow Group was among the top individual detractors from performance in March. The company's share price weakness was likely in part due to rising US mortgage rates. While this may have a short-term impact on housing transactions, Franchise Partners think that it will be more than offset by the long-term structural trend of digitisation in the US property market. Franchise Partners believe that Zillow has the opportunity to significantly increase its revenues and margins, with its share of the US property advertising market in the low teens, substantially below its roughly 80% share of consumer property search.
- During the month, Franchise Partners completed the initial purchases of Salesforce and TransUnion. Salesforce is the leading cloud software vendor in the fast-growing CRM category. The company's key intangible asset is the switching costs customers face if they want to migrate to a competing product, which has led to customer retention in excess of 90%. A previous portfolio company, the core intangible asset of US credit bureau TransUnion is a combination of contributory and proprietary consumer credit data that allows it to deliver differentiated products to its business customers.

**For more information speak to your financial adviser, call us on 1800 814 523, email [mim.clientservice@macquarie.com](mailto:mim.clientservice@macquarie.com) or visit [macquarieim.com](http://macquarieim.com)**

#### Important information

Weights and attribution breakdown for sector, stocks and region are sourced from Macquarie and FactSet.

Macquarie Investment Management Australia Limited ABN 55 092 552 611 AFS Licence 238321 is the issuer of units in, and responsible entity of the Fund.

The information in this report is provided for general information purposes only and is not, and should not be construed as, an advertisement, an invitation, an offer, a solicitation of an offer or a recommendation to participate in any investment strategy or take any other action, including to buy or sell any product offered by any member of the Macquarie Group. The above information is not personal advice and does not take into account the investment objectives, financial situation or needs of any person. The Fund is designed for investors who are seeking capital growth, are intending to use the Fund as a satellite within a portfolio, have a medium to long-term investment timeframe, have a high or very high risk/return profile and require the ability to have daily access to capital. Please review the Target Market Determination available at [macquarieim.com/TMD](http://macquarieim.com/TMD) and consider if the Fund may be suitable for you. Investors should consider the offer document of the Fund in deciding whether to acquire or continue to hold units in the Fund. The offer document is available by contacting us on 1800 814 523. Past performance is not a reliable indicator of future performance.

Future results are impossible to predict. In preparing this document, reliance may have been placed, without independent verification, on the accuracy and completeness of information available from external sources. This report may also include opinions, estimates and other forward-looking statements which are, by their very nature, subject to various risks and uncertainties. Actual events or results may differ materially, positively or negatively, from those reflected or contemplated in such forward-looking statements. Forward-looking statements constitute the investment manager's judgement as at the date of preparation of this report and are subject to change without notice. To the maximum extent permitted by law, no member of the Macquarie Group nor its directors, employees or agents accept any liability for any loss arising from the use of this document, its contents or otherwise arising in connection with it.

Other than Macquarie Bank Limited ABN 46 008 583 542 ("Macquarie Bank"), any Macquarie Group entity noted in this material is not an authorised deposit-taking institution for the purposes of the Banking Act 1959 (Commonwealth of Australia). The obligations of these other Macquarie Group entities do not represent deposits or other liabilities of Macquarie Bank. Macquarie Bank does not guarantee or otherwise provide assurance in respect of the obligations of these other Macquarie Group entities. In addition, if this document relates to an investment, (a) the investor is subject to investment risk including possible delays in repayment and loss of income and principal invested and (b) none of Macquarie Bank or any other Macquarie Group entity guarantees any particular rate of return on or the performance of the investment, nor do they guarantee repayment of capital in respect of the investment.