

# IFP Global Franchise Fund

## Macquarie Professional Series

Monthly report – 31 August 2023

### Investment objective

Aims to achieve a long-term total return (before fees and expenses) that exceeds the MSCI World ex Australia Index, in \$A unhedged with net dividends reinvested (Benchmark).

### Key information

#### Fund details

APIR code	MAQ0404AU
mFund code	GFF01
Inception date	17 November 2004
Investment manager	Independent Franchise Partners LLP (London, UK)
Fund size	\$1,802.8m
Distribution frequency	Annually
Management fee*	1.28% pa
Minimum investment (Direct)	\$5,000

Unit prices and spreads [macquarie.com.au/unit\\_prices](https://macquarie.com.au/unit_prices)

\*Read the Product Disclosure Statement for more details on fees and costs.

### Fund performance to 31 August 2023

	Total Fund return (gross)	Total Fund return (net)	Benchmark return	Total excess return (net)
<b>1 month (%)</b>	2.31	2.20	1.60	0.60
<b>3 months (%)</b>	6.43	6.10	6.96	-0.86
<b>1 year (%)</b>	23.63	22.08	22.62	-0.54
<b>3 years (% pa)</b>	15.22	13.74	13.34	0.40
<b>5 years (% pa)</b>	12.66	11.18	10.82	0.36
<b>7 years (% pa)</b>	12.71	11.22	12.54	-1.32
<b>Since inception (% pa)</b>	12.43	10.92	8.46	2.46

#### Past performance is not a reliable indicator of future performance.

Total returns are calculated based on changes in net asset values and assumes the reinvestment of distributions.

Total net Fund returns are quoted after the deduction of fees and expenses. Due to individual circumstances, your net returns may differ from the net returns quoted above.

The management fee was reduced to 1.28% pa from 14 May 2021.

### Top 10 stocks\*

Stock	Sector	Industry	Holding (%)
Rb Global Inc	Industrials	Commercial Services & Supplies	5.35
News Corp	Communication Services	Media	5.14
Oracle Corp	Information Technology	Software	4.83
Novartis AG	Health Care	Pharmaceuticals	4.77
Bristol-Myers Squibb Co	Health Care	Pharmaceuticals	4.71
Philip Morris International	Consumer Staples	Tobacco	4.62
Zillow Group Inc	Real Estate	Real Estate Management & Development	4.45
Nintendo Co Ltd	Communication Services	Entertainment	4.28
Fox Corp	Communication Services	Media	4.15
Salesforce Inc	Information Technology	Software	4.09
<b>Total number of stocks</b>			<b>26</b>

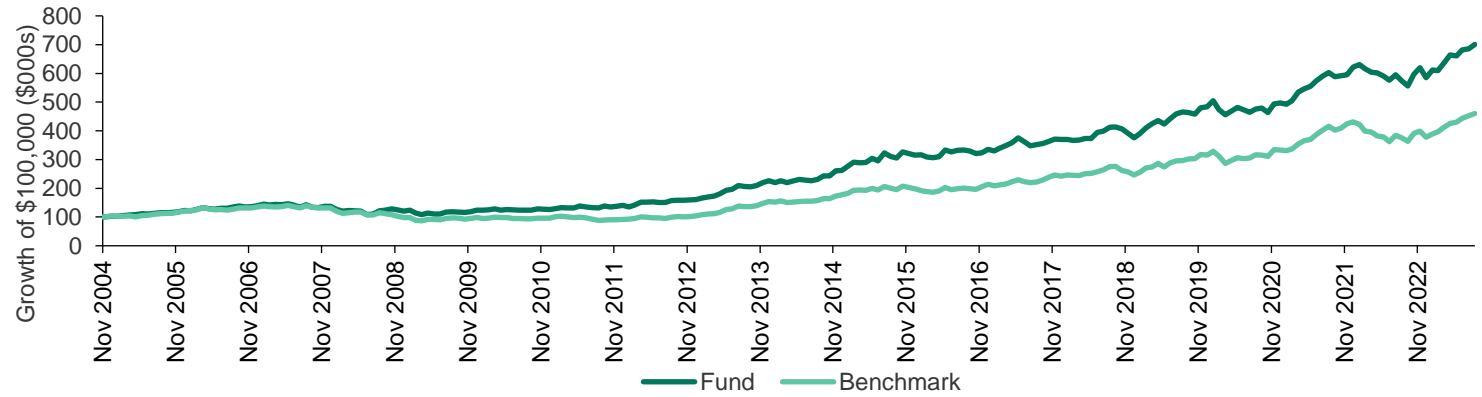
\*The information in this table is as at end of month, three months prior to the date of this report.

# IFP Global Franchise Fund

## Macquarie Professional Series

Monthly report – 31 August 2023

### Growth of \$100,000 since inception

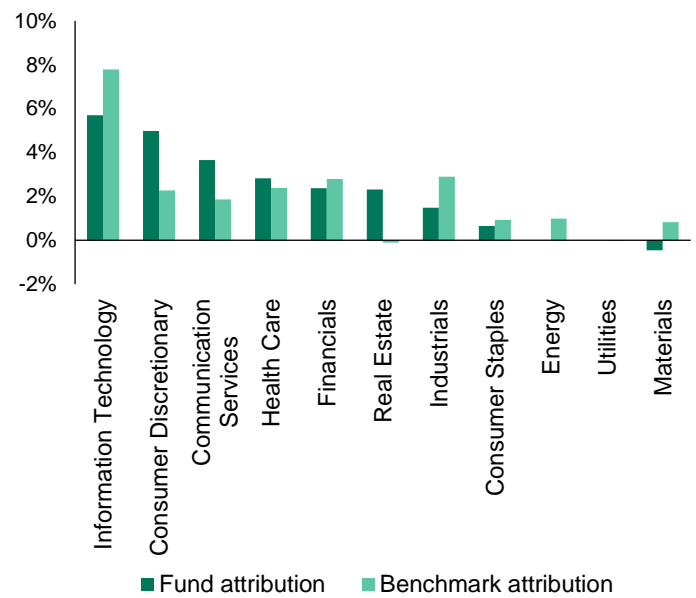


Past performance is not a reliable indicator of future performance. Data as at 31 August 2023.

### Sector weights

Sector	Fund (%)	Benchmark (%)
Communication Services	20.73	7.37
Health Care	14.96	12.74
Consumer Staples	14.71	7.30
Financials	10.95	14.32
Information Technology	10.11	22.64
Consumer Discretionary	9.44	11.12
Industrials	9.38	11.00
Real Estate	4.85	2.32
Materials	3.96	3.67
Energy	0.00	4.85
Utilities	0.00	2.67
Cash	0.93	0.00
<b>Total</b>	<b>100</b>	<b>100</b>

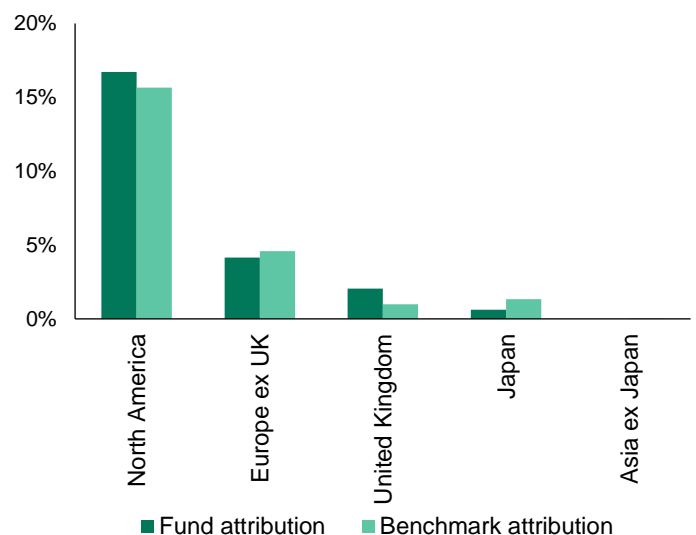
### Sector attribution (12 months to date)



### Region weights

Region	Fund (%)	Benchmark (%)
North America	72.41	74.53
United Kingdom	13.23	4.02
Europe ex UK	9.32	14.12
Japan	4.11	6.25
Asia ex Japan	0.00	1.08
Cash	0.93	0.00
<b>Total</b>	<b>100</b>	<b>100</b>

### Region attribution (12 months to date)



# IFP Global Franchise Fund

## Macquarie Professional Series

Monthly report – 31 August 2023

---

### Performance summary

- The Fund returned 2.20%, net of fees, in August 2023, compared with a return for the Benchmark of 1.60%.
- Most sectors advanced in August in unhedged terms, led by Energy, Health Care, and Communication Services. For the Fund, the largest relative sector contributors included holdings in Financials, such as Aon and ICE, and holdings in Consumer Discretionary, namely Booking Holdings and eBay. Relative detractors included holdings in Materials, namely Corteva, and a lack of exposure to the Energy sector.
- News Corp. was among the top individual contributors to performance in August. The company released better-than-expected fourth quarter results. Digital represented more than 50% of total revenues for the full year, the first time in the company's history. The growth of business-to-business products in the Dow Jones division was strong and is likely to be the largest contributor to the division's profits next year. Further, subscription video service Foxtel returned to growth and is expected to complete a refinancing that should facilitate repayments of outstanding shareholder loans from News Corp., a first step towards a potential IPO.
- Electronic Arts was among the top individual detractors from performance in August. The company reported solid first quarter results, but management's guidance for the full year was weaker than expected. Franchise Partners are not overly concerned about the full year outlook, as it is driven by weakness in EA's lower-value shooter title Apex Legends and its mobile division. Importantly, performance of the company's core sports titles is strong, and Franchise Partners expects revenues and margins to improve next year once the multiple titles currently in development are released.
- There were no initial purchases or final sales within the portfolio during the month.

# IFP Global Franchise Fund

## Macquarie Professional Series

Monthly report – 31 August 2023

---

**For more information speak to your financial adviser, call us on 1800 814 523, email [mam.clientservice@macquarie.com](mailto:mam.clientservice@macquarie.com) or visit [macquarieim.com](http://macquarieim.com)**

### Important information

Weights and attribution breakdown for sector, stocks and region is sourced from Macquarie and FactSet.

Macquarie Investment Management Australia Limited ABN 55 092 552 611 AFS Licence 238321 is the issuer of units in, and responsible entity of the Fund.

The information in this report is provided for general information purposes only and is not, and should not be construed as, an advertisement, an invitation, an offer, a solicitation of an offer or a recommendation to participate in any investment strategy or take any other action, including to buy or sell any product offered by any member of the Macquarie Group. The above information is not personal advice and does not take into account the investment objectives, financial situation or needs of any person. The Fund is designed for investors who are seeking capital growth, are intending to use the Fund as a satellite within a portfolio, have a medium to long-term investment timeframe, have a high or very high risk/return profile and require the ability to have daily access to capital. Please review the Target Market Determination available at [macquarieim.com/TMD](http://macquarieim.com/TMD) and consider if the Fund may be suitable for you. Investors should consider the offer document of the Fund in deciding whether to acquire or continue to hold units in the Fund. The offer document is available by contacting us on 1800 814 523. Past performance is not a reliable indicator of future performance.

Future results are impossible to predict. In preparing this document, reliance may have been placed, without independent verification, on the accuracy and completeness of information available from external sources. This report may also include opinions, estimates and other forward-looking statements which are, by their very nature, subject to various risks and uncertainties. Actual events or results may differ materially, positively or negatively, from those reflected or contemplated in such forward-looking statements. Forward-looking statements constitute the investment manager's judgement as at the date of preparation of this report and are subject to change without notice. To the maximum extent permitted by law, no member of the Macquarie Group nor its directors, employees or agents accept any liability for any loss arising from the use of this document, its contents or otherwise arising in connection with it.

Other than Macquarie Bank Limited ABN 46 008 583 542 ("Macquarie Bank"), any Macquarie Group entity noted in this material is not an authorised deposit-taking institution for the purposes of the Banking Act 1959 (Commonwealth of Australia). The obligations of these other Macquarie Group entities do not represent deposits or other liabilities of Macquarie Bank. Macquarie Bank does not guarantee or otherwise provide assurance in respect of the obligations of these other Macquarie Group entities. In addition, if this document relates to an investment, (a) the investor is subject to investment risk including possible delays in repayment and loss of income and principal invested and (b) none of Macquarie Bank or any other Macquarie Group entity guarantees any particular rate of return on or the performance of the investment, nor do they guarantee repayment of capital in respect of the investment.

PRRP-IFPGFF-ANZ