

IFP Global Franchise Fund

Macquarie Professional Series

Monthly report – 30 June 2022

Investment objective

Aims to achieve a long-term total return (before fees and expenses) that exceeds the MSCI World ex Australia Index, in \$A unhedged with net dividends reinvested (Benchmark).

Key information

Fund details

APIR code	MAQ0404AU
mFund code	MPS03
Inception date	17 November 2004
Investment manager	Independent Franchise Partners LLP (London, UK)
Fund size	\$1,625.2m
Distribution frequency	Annually
Management fee*	1.28% pa
Minimum investment (Direct)	\$5,000
Unit prices and spreads	macquarie.com.au/unit_prices

*Read the Product Disclosure Statement for more details on fees and costs.

Fund performance to 30 June 2022

	Total Fund return (gross)	Total Fund return (net)	Benchmark return	Total excess return (net)
1 month (%)	-2.35	-2.45	-4.64	2.19
3 months (%)	-4.35	-4.66	-8.42	3.76
1 year (%)	1.70	0.41	-6.52	6.93
3 years (% pa)	10.60	9.15	7.83	1.32
5 years (% pa)	11.19	9.71	10.12	-0.41
7 years (% pa)	11.51	10.02	9.32	0.70
Since inception (% pa)	11.95	10.45	7.57	2.88

Past performance is not a reliable indicator of future performance.

Total returns are calculated based on changes in net asset values and assumes the reinvestment of distributions.

Total net Fund returns are quoted after the deduction of fees and expenses. Due to individual circumstances, your net returns may differ from the net returns quoted above.

The management fee was reduced to 1.28% pa from 14 May 2021.

Top 10 stocks*

Stock	Sector	Industry	Holding (%)
Bristol-Myers Squibb Co	Health Care	Pharmaceuticals	5.99
British American Tobacco	Consumer Staples	Tobacco	5.69
Novartis AG	Health Care	Pharmaceuticals	5.13
News Corp	Communication Services	Media	4.90
Philip Morris International	Consumer Staples	Tobacco	4.58
Fox Corp	Communication Services	Media	4.48
Intercontinental Exchange	Financials	Capital Markets	3.94
Reckitt Benckiser Group	Consumer Staples	Household Products	3.89
Aon Plc	Financials	Insurance	3.85
Nintendo Co Ltd	Communication Services	Entertainment	3.75
Total number of stocks			29

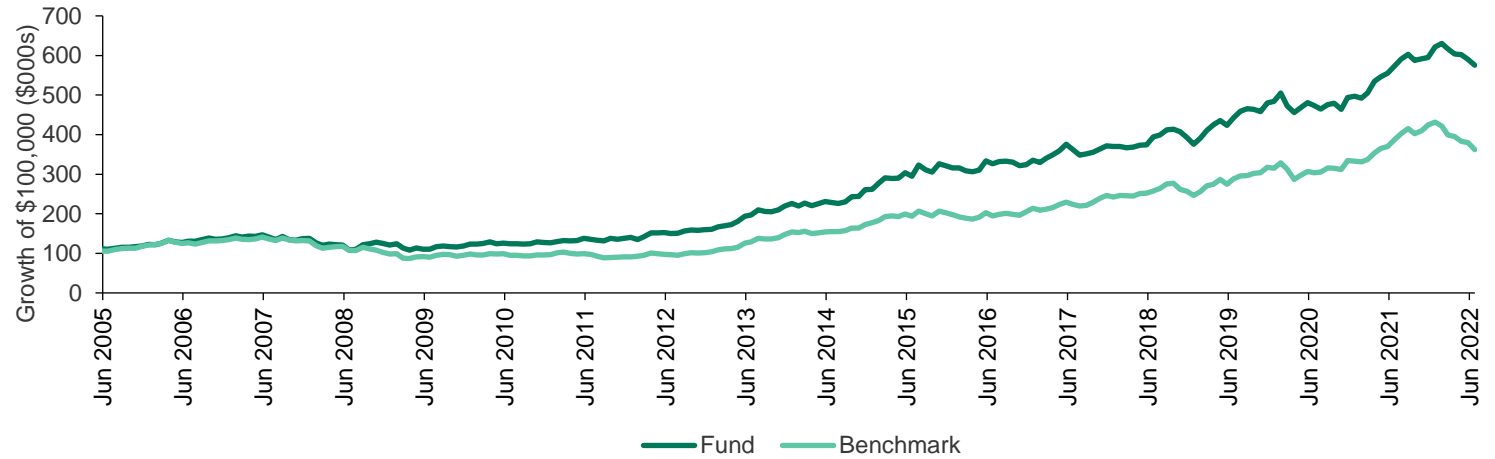
*The information in this table is as at end of month, three months prior to the date of this report.

IFP Global Franchise Fund

Macquarie Professional Series

Monthly report – 30 June 2022

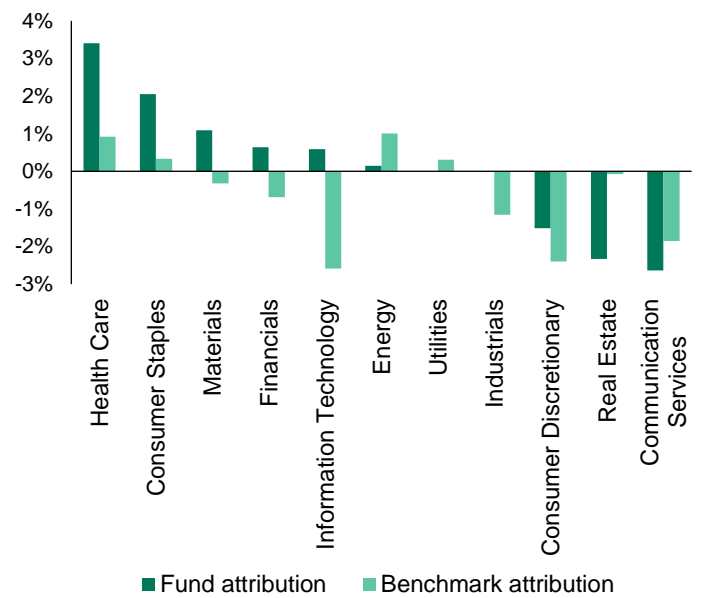
Growth of \$100,000 since inception



Sector weights

Sector	Fund (%)	Benchmark (%)
Communication Services	20.65	7.71
Consumer Staples	19.78	7.85
Health Care	17.78	14.21
Information Technology	10.71	21.50
Financials	9.28	13.15
Consumer Discretionary	9.18	10.67
Materials	3.57	3.86
Real Estate	3.39	2.83
Industrials	3.06	10.01
Energy	0.00	4.96
Utilities	0.00	3.25
Cash	2.60	0.00
Total	100	100

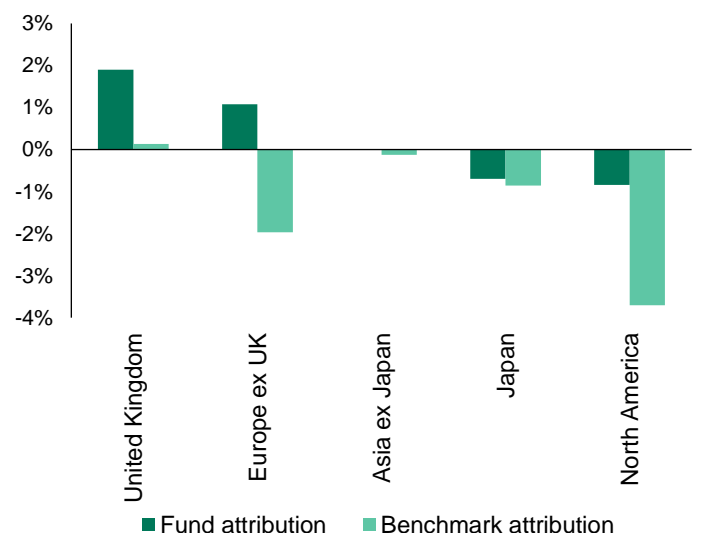
Sector attribution (12 months to date)



Region weights

Region	Fund (%)	Benchmark (%)
North America	65.37	73.87
United Kingdom	16.70	4.52
Europe ex UK	11.68	13.89
Japan	3.65	6.31
Asia ex Japan	0.00	1.41
Cash	2.60	0.00
Total	100	100

Region attribution (12 months to date)



Past performance is not a reliable indicator of future performance.

IFP Global Franchise Fund

Macquarie Professional Series

Monthly report – 30 June 2022

Performance summary

- The Fund returned -2.45% in June 2022, compared with a return for the Benchmark of -4.64%, with market attention centred once again on the potential impacts of rising inflation and the monetary policy response.
- Health Care and Consumer Staples were the lone positive sectors for the market in June, with the Energy sector yielding part of its strong year-to-date return. For the Fund, the largest relative sector contributors were holdings in IT, such as Salesforce, and in Financials, including Aon and S&P Global, as well as an overweight to Consumer Staples. Relative detractors included holdings in Real Estate, namely Zillow Group, and in Consumer Discretionary, including Booking Holdings and eBay.
- Bristol-Myers Squibb was among the top individual contributors to performance in June. The company announced a number of positive data releases, including impressive three- and five-year follow up data for cancer treatments based on its key immuno-oncology drug, Opdivo. Bristol faces sizable and well-understood patent expiration headwinds, but Franchise Partners continue to think that the continued progression of its pipeline of new drugs leaves it well placed to offset these patent expirations.
- Zillow Group was among the top individual detractors from performance in June. The share price weakness was driven by market concerns that the sharp rise in US mortgage rates will weigh on US housing transactions and prices. While near-term cyclical pressures are acute, Franchise Partners continue to believe that Zillow has a substantial opportunity to monetise its dominant position in US property search. The company is investing in new product rollouts and improvements across home viewing, mortgage, and seller services.
- During the month, Franchise Partners completed the final sale of TGS, a provider of seismic survey data to the oil and gas industry. The improvement in the oil and gas market since the start of 2022 has led to a significant increase in demand for TGS's data products and an increase in the company's share price. Given the risks the company faces from structurally lower levels of exploration investments moving forward, the position was sold.

For more information speak to your financial adviser, call us on 1800 814 523, email mam.clientservice@macquarie.com or visit macquarieim.com

Important information

Weights and attribution breakdown for sector, stocks and region is sourced from Macquarie and FactSet.

Macquarie Investment Management Australia Limited ABN 55 092 552 611 AFS Licence 238321 is the issuer of units in, and responsible entity of the Fund.

The information in this report is provided for general information purposes only and is not, and should not be construed as, an advertisement, an invitation, an offer, a solicitation of an offer or a recommendation to participate in any investment strategy or take any other action, including to buy or sell any product offered by any member of the Macquarie Group. The above information is not personal advice and does not take into account the investment objectives, financial situation or needs of any person. The Fund is designed for investors who are seeking capital growth, are intending to use the Fund as a satellite within a portfolio, have a medium to long-term investment timeframe, have a high or very high risk/return profile and require the ability to have daily access to capital. Please review the Target Market Determination available at macquarieim.com/TMD and consider if the Fund may be suitable for you. Investors should consider the offer document of the Fund in deciding whether to acquire or continue to hold units in the Fund. The offer document is available by contacting us on 1800 814 523. Past performance is not a reliable indicator of future performance.

Future results are impossible to predict. In preparing this document, reliance may have been placed, without independent verification, on the accuracy and completeness of information available from external sources. This report may also include opinions, estimates and other forward-looking statements which are, by their very nature, subject to various risks and uncertainties. Actual events or results may differ materially, positively or negatively, from those reflected or contemplated in such forward-looking statements. Forward-looking statements constitute the investment manager's judgement as at the date of preparation of this report and are subject to change without notice. To the maximum extent permitted by law, no member of the Macquarie Group nor its directors, employees or agents accept any liability for any loss arising from the use of this document, its contents or otherwise arising in connection with it.

Other than Macquarie Bank Limited ABN 46 008 583 542 ("Macquarie Bank"), any Macquarie Group entity noted in this material is not an authorised deposit-taking institution for the purposes of the Banking Act 1959 (Commonwealth of Australia). The obligations of these other Macquarie Group entities do not represent deposits or other liabilities of Macquarie Bank. Macquarie Bank does not guarantee or otherwise provide assurance in respect of the obligations of these other Macquarie Group entities. In addition, if this document relates to an investment, (a) the investor is subject to investment risk including possible delays in repayment and loss of income and principal invested and (b) none of Macquarie Bank or any other Macquarie Group entity guarantees any particular rate of return on or the performance of the investment, nor do they guarantee repayment of capital in respect of the investment.