

Investment objective

Aims to achieve a long-term total return (before fees and expenses) that exceeds the MSCI World ex Australia Index, in \$A unhedged with net dividends reinvested (**Benchmark**).

Key information**Fund details**

| | |
|-----------------------------|---|
| APIR code | MAQ0404AU |
| mFund code | MPS03 |
| Inception date | 17 November 2004 |
| Investment manager | Independent Franchise Partners LLP (London, UK) |
| Fund size | \$1,851.0m |
| Distribution frequency | Annually |
| Management fee* | 1.28% pa |
| Minimum investment (Direct) | \$5,000 |
| Unit prices and spreads | macquarie.com.au/unit_prices |

*Read the Product Disclosure Statement for more details on fees and costs.

Fund performance to 30 September 2021

| | Total Fund return (gross) | Total Fund return (net) | Benchmark return | Total excess return (net) |
|-------------------------------|---------------------------|-------------------------|------------------|---------------------------|
| 1 month (%) | -2.35 | -2.45 | -3.05 | 0.60 |
| 3 months (%) | 2.85 | 2.52 | 3.99 | -1.47 |
| 1 year (%) | 24.37 | 22.75 | 27.76 | -5.01 |
| 3 years (% pa) | 13.94 | 12.41 | 13.28 | -0.87 |
| 5 years (% pa) | 13.76 | 12.22 | 15.17 | -2.95 |
| 7 years (% pa) | 15.00 | 13.44 | 13.69 | -0.25 |
| Since inception (% pa) | 12.59 | 11.06 | 8.60 | 2.46 |

Past performance is not a reliable indicator of future performance.

Total returns are calculated based on changes in net asset values and assumes the reinvestment of distributions.

Total net Fund returns are quoted after the deduction of fees and expenses. Due to individual circumstances, your net returns may differ from the net returns quoted above.

The management fee was reduced to 1.28% pa from 14 May 2021.

Top 10 stocks*

| Stock | Sector | Industry | Holding (%) |
|-------------------------------|------------------------|---------------------------------|-------------|
| Philip Morris International | Consumer staples | Tobacco | 6.44 |
| British American Tobacco | Consumer staples | Tobacco | 5.64 |
| News Corp | Communication services | Media | 4.87 |
| Novartis Ag | Health care | Pharmaceuticals | 4.78 |
| Bristol-Myers Squibb Co | Health care | Pharmaceuticals | 4.74 |
| Fox Corp | Communication services | Media | 4.57 |
| Corteva Inc | Materials | Chemicals | 4.20 |
| Nestle Sa | Consumer staples | Food Products | 4.14 |
| Richemont (Cie Fin) | Consumer discretionary | Textiles Apparel & Luxury Goods | 3.96 |
| Aon Plc | Financials | Insurance | 3.90 |
| Total number of stocks | | | 31 |

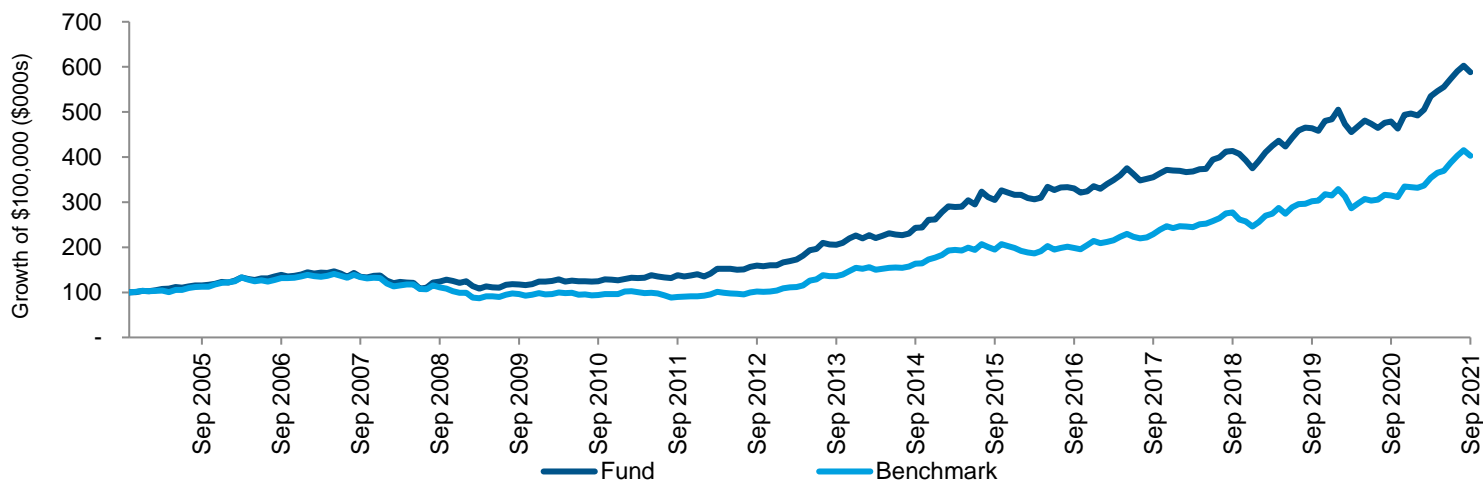
*The information in this table is as at end of month, three months prior to the date of this report.

IFP Global Franchise Fund

Macquarie Professional Series

Monthly report – 30 September 2021

Growth of \$100,000 since inception

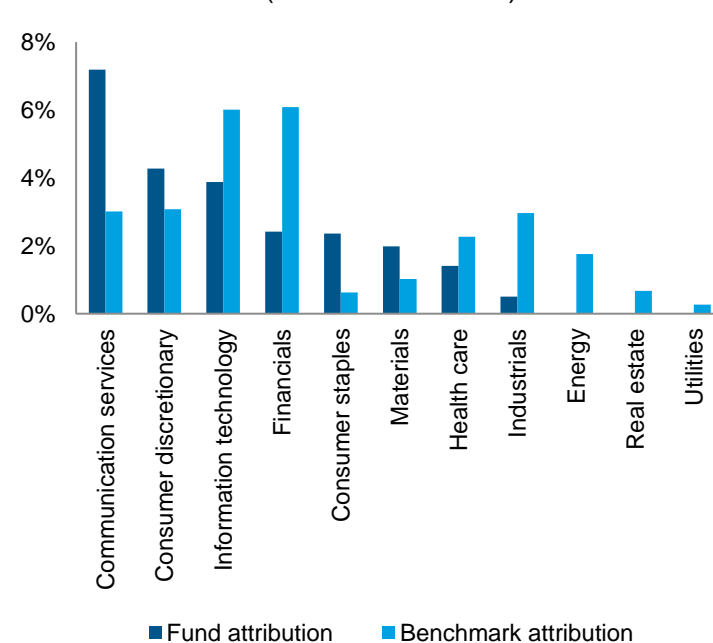


Past performance is not a reliable indicator of future performance.

Sector weights

| Sector | Fund (%) | Benchmark (%) |
|------------------------|------------|---------------|
| Communication services | 22.25 | 9.27 |
| Consumer staples | 18.55 | 6.91 |
| Health care | 18.02 | 12.64 |
| Financials | 13.25 | 13.22 |
| Information technology | 12.52 | 22.91 |
| Consumer discretionary | 9.81 | 12.24 |
| Materials | 3.99 | 3.87 |
| Energy | 0.65 | 3.19 |
| Industrials | 0.00 | 10.42 |
| Utilities | 0.00 | 2.71 |
| Real estate | 0.00 | 2.61 |
| Cash | 0.95 | 0.00 |
| Total | 100 | 100 |

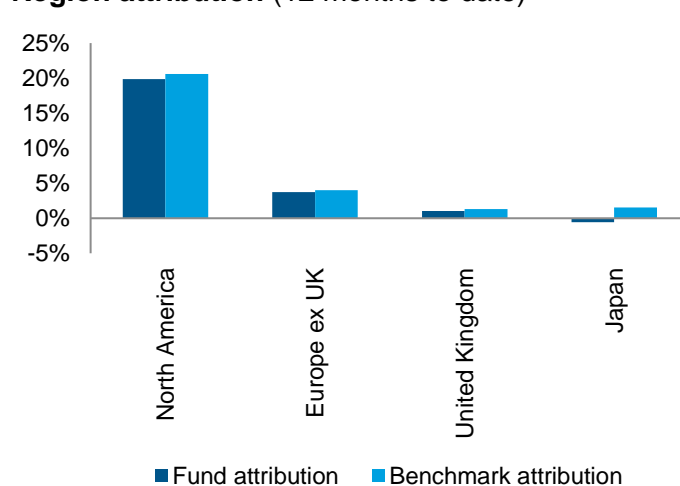
Sector attribution (12 months to date)



Region weights

| Region | Fund (%) | Benchmark (%) |
|----------------|------------|---------------|
| North America | 66.03 | 72.36 |
| Europe ex UK | 15.89 | 14.89 |
| United Kingdom | 13.91 | 4.27 |
| Japan | 3.23 | 7.19 |
| Asia ex Japan | 0.00 | 1.29 |
| Cash | 0.95 | 0.00 |
| Total | 100 | 100 |

Region attribution (12 months to date)



IFP Global Franchise Fund

Macquarie Professional Series

Monthly report – 30 September 2021

Performance summary

- The Fund returned -2.45% in September 2021, compared with a return for the Benchmark of -3.05%, with global equity markets impacted by investor concerns around inflation and rising yields.
- The IT and Health Care sectors led the market lower in September, with a resurgent Energy sector the sole contributor to market returns. For the Fund, the largest relative contributors to performance were holdings in Communication Services, including Fox, News Corporation and Nintendo. The largest relative detractors included holdings in Health Care, namely Novartis and Bristol-Myers Squibb, and an underweight to Energy.
- Fox was among the top individual contributors to performance in September. An upbeat investor presentation by CEO Lachlan Murdoch highlighted the strength of the advertising market and Murdoch's optimism for affiliate fee renewals next year. He also reiterated his confidence that the company can meet its target for a US\$1 billion increase in fees earned from the re-transmission of Fox broadcast content on pay TV systems. Finally, Murdoch emphasised the value of the company's sports betting assets and the strength of early season NFL ratings. Strong NFL ratings are especially encouraging given Fox signed an 11-year rights extension in March 2021.
- Novartis and Bristol-Myers Squibb were among the top individual detractors from performance in September. Both companies were impacted by general weakness in the Health Care sector, driven by market concerns about US drug price regulation following the release of the US Energy & Commerce Committee's proposal for the Build Back Better Act. The proposal involves significant changes to US drug pricing, including direct negotiation for Medicare, the adoption of international reference pricing, CPI limitations on drug price increases, and a cap on out-of-pocket Medicare Part D spending.
- There were no initial purchases or final sales within the portfolio during the month.

For more information speak to your financial adviser, call us on 1800 814 523, email mim.clientservice@macquarie.com or visit macquarie.com

Important information

Weights and attribution breakdown for sector, stocks and region are sourced from Macquarie and FactSet.

Macquarie Investment Management Australia Limited ABN 55 092 552 611 AFS Licence 238321 is the issuer of units in, and responsible entity of the Fund.

The information in this report is provided for general information purposes only and is not, and should not be construed as, an advertisement, an invitation, an offer, a solicitation of an offer or a recommendation to participate in any investment strategy or take any other action, including to buy or sell any product offered by any member of the Macquarie Group. The above information is not personal advice and does not take into account the investment objectives, financial situation or needs of any person. The Fund is designed for investors who are seeking capital growth, are intending to use the Fund as a satellite within a portfolio, have a medium to long-term investment timeframe, have a high or very high risk/return profile and require the ability to have daily access to capital. Please review the Target Market Determination available at macquarieim.com/TMD and consider if the Fund may be suitable for you. Investors should consider the offer document of the Fund in deciding whether to acquire or continue to hold units in the Fund. The offer document is available by contacting us on 1800 814 523. Past performance is not a reliable indicator of future performance.

Future results are impossible to predict. In preparing this document, reliance may have been placed, without independent verification, on the accuracy and completeness of information available from external sources. This report may also include opinions, estimates and other forward-looking statements which are, by their very nature, subject to various risks and uncertainties. Actual events or results may differ materially, positively or negatively, from those reflected or contemplated in such forward-looking statements. Forward-looking statements constitute the investment manager's judgement as at the date of preparation of this report and are subject to change without notice. To the maximum extent permitted by law, no member of the Macquarie Group nor its directors, employees or agents accept any liability for any loss arising from the use of this document, its contents or otherwise arising in connection with it.

Other than Macquarie Bank Limited (MBL), none of the entities noted in this document are authorised deposit-taking institutions for the purposes of the Banking Act 1959 (Commonwealth of Australia). The obligations of these entities do not represent deposits or other liabilities of MBL. MBL does not guarantee or otherwise provide assurance in respect of the obligations of these entities, unless noted otherwise.