Adviser use only

Aspect Absolute Return Fund - Class A

Colonial First State

aspect capital

Monrhly performance report - 31 March 2022

Key data

APIR code	FSF3532AU	**Investment objective**	To produce consistent absolute returns that are independent of overall movements in traditional stock and bond markets. The fund aims to provide a return greater than the Reserve Bank of Australia cash rate over rolling three-year periods after fees and taxes.
Inception date	6/12/2017		
Total Management cost ^	0.76%		
Management cost *	0.62%		
Estimated Performance Fee	0.14%		
Performance fee	10.00%		
Buy / Sell spread	nil / nil		
Product size	$27.74 million		
Exit unit price	0.9914		
Distribution Frequency	Half Yearly		
Morningstar ticker	42093	**Minimum suggested timeframe**	At least 5 years

Strategy

The option aims to maximise diversification by spreading risk evenly across three uncorrelated investment themes; Momentum, Carry and Value, with no single theme dominating the return profile. The strategy employs a quantitative process to determine a view of the opportunities across the three investment styles. By maintaining a comparatively small exposure to any individual contract, Aspect achieves sector and contract diversification, thereby exploiting a wide range of opportunities and maximising expected long-term risk-adjusted returns.

Performance

	March	3 months	6 months	1 year	2 years	3 years	5 years	Since inception
Total Net Return	2.19%	7.04%	4.54%	4.31%	4.22%	4.21%		1.49%

Risk measures

	1 year	2 years	3 years	5 years	Since inception
Fund standard deviation	9.23%	7.77%	7.39%		7.84%

Performance charts

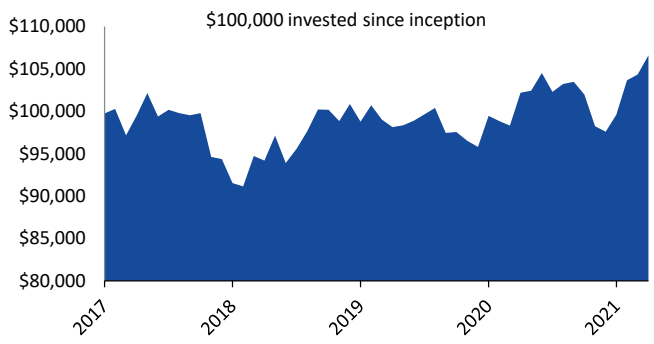

Performance contribution***

Risk allocation snapshot (as at 31-Mar-2022)**

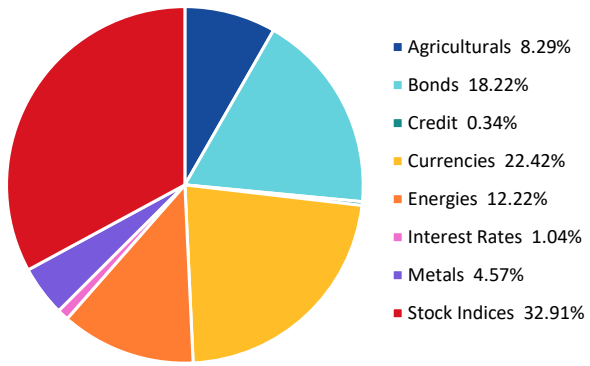

Risk allocation by sector (last 12 months)**

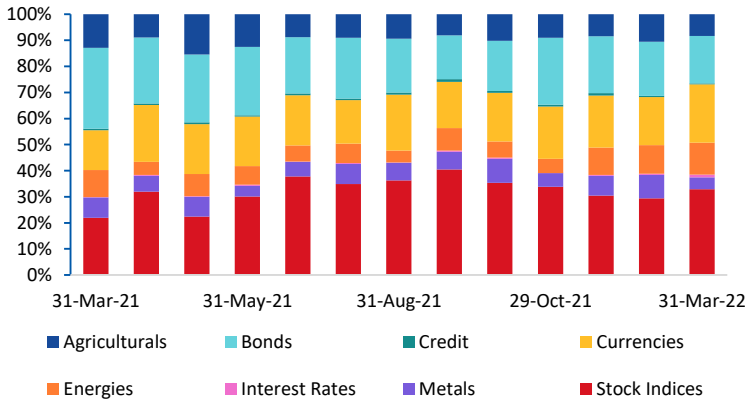

All returns are calculated on an annualised basis using exit price to exit price with distributions reinvested, net of management costs, transaction costs. All return calculations exclude any individual taxes payable by the investor and all other fees and rebates disclosed in the relevant product disclosure statements available on our website or by calling us. The 'distribution' component is the amount paid by the way of distribution, which may include net realised capital gains.

** Portfolio risk is broken down by sector at each point in time based on the proportion of total undiversified value-at-risk from each sector; correlation effects are not taken into account.

*** The sector performance contribution displayed in this graph is intended to be indicative and give an estimate of winning and losing components of the Fund. It does not include management fees, cash and other expenses and as such, will not add up to the aggregate Fund performance. All performance figures contained in this document refer to the Aspect Diversified Futures Fund. This performance is based on information believed to be accurate. It has not been audited by a third party.

^ This estimated performance fee has been calculated on a per annum basis from the fund's inception (December 2017) to 31 March. Please refer to the PDS for the actual performance fee paid in the last 12 months to 31 March. As past performance is no indicator of future performance, the performance fee, if any, charged in the future may differ.

* Calculated on the dollar value of positive performance (less carried forward negative performance) generated on the futures and forwards trading accounts.

Aspect Absolute Return Fund - Class A

Monthly performance report - 31 March 2022

Colonial First State

Top markets

Market	Sector	Position
Nickel	Metals	Long
Brent Crude Oil	Energies	Long
FTSE China A50 Index	Stock Indices	Variable

Bottom markets

Market	Sector	Position
Gas Oil	Energies	Short
Australian 3Y Bond	Bonds	Long
Heating Oil	Energies	Short

Net monthly performance (%)

	Jan	Feb	Mar	Apr	May	Jun	Jul	Aug	Sep	Oct	Nov	Dec	Year
2017													
2018	0.52%	-3.12%	2.41%	2.68%	-2.72%	0.82%	-0.41%	-0.26%	0.25%	-5.16%	-0.25%	-3.00%	-8.23%
2019	-0.45%	3.94%	-0.57%	3.11%	-3.31%	1.78%	2.17%	2.62%	-0.05%	-1.31%	2.04%	-2.08%	7.89%
2020	1.98%	-1.69%	-0.89%	0.23%	0.55%	0.76%	0.74%	-2.92%	0.10%	-1.07%	-0.73%	3.82%	0.71%
2021	-0.63%	-0.55%	3.96%	0.22%	2.06%	-2.13%	0.90%	0.26%	-1.48%	-3.67%	-0.65%	2.05%	0.12%
2022	4.07%	0.65%	2.19%										

Rolling returns

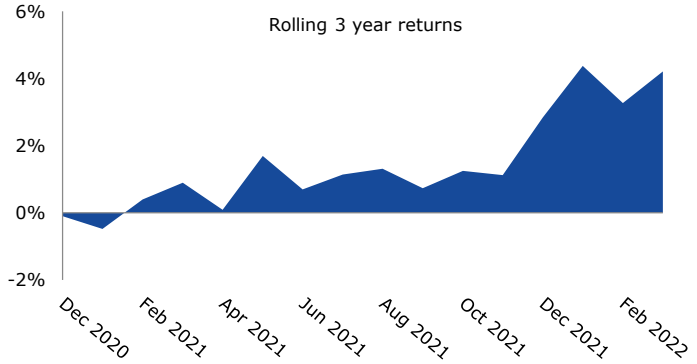

Commentary

Inflationary pressures, already widespread and prevalent over the last few quarters, were further entrenched by the ongoing war in Ukraine. The severe sanctions imposed on Russia, a significant commodities exporter, compounded difficulties in already stretched global supply chains causing broad price rises. Risk sentiment shifted during the month as market focus moved away from safe-haven demand towards the effects of interest rate hikes and additional hawkish rhetoric from central banks.

The Fund continues to successfully capture the prevailing upward trends in commodity markets, driven by persistent inflationary themes and increasingly geopolitical ones. Nickel was the top performing position as a short squeeze sparked an extreme price surge in the already strained metal market. Long positions in energies were again a source of strong positive performance.

In financials, the Fund's net short fixed income exposure was well positioned to capture gains from the ongoing monetary policy normalisation conducted by central banks globally. Stock indices also provided gains as the change in risk sentiment was captured by the Fund's variable positioning in markets, with notable performance from Asian bourses. The Fund's long US dollar position versus the Japanese yen drove gains in the currencies sector as hawkish signals from the Federal Reserve pushed the world's reserve currency higher.

Want more information?

To find out more about this Fund, please contact your local Business Development Manager, Adviser Services on 13 18 86 (8am to 7pm Sydney time) or visit www.cfs.com.au/investments

Colonial First State Investments Limited ABN 98 002 348 352, AFSL 232468 (CFSIL) is the issuer of FirstChoice Personal Super, FirstChoice Wholesale Personal Super, FirstChoice Pension, FirstChoice Wholesale Pension, FirstChoice Employer Super offered from the Colonial First State FirstChoice Superannuation Trust ABN 26 458 298 557. It also issues interests in products made available under FirstChoice Investments and FirstChoice Wholesale Investments. This document has been prepared by CFSIL based on its understanding of current regulatory requirements and laws as at the date of the report. While all care has been taken in the preparation of this document (using sources believed to be reliable and accurate), to the maximum extent permitted by law, no person including CFSIL accepts responsibility for any loss suffered by any person arising from reliance on this information. This information is for the adviser only and is not to be handed on to any investor. It does not take into account any person's individual objectives, financial situation or needs. The Target Market Determination (TMD) for our financial products can be found at www.cfs.com.au/tmd and include a description of who a financial product is appropriate for. You should read the relevant Product Disclosure Statement (PDS) and Financial Services Guide (FSG) before making any recommendations to a client. Clients should read the PDS and FSG before making an investment decision and consider talking to a financial adviser. The PDS and FSG can be obtained from www.cfs.com.au or by calling us on 13 18 36. Stocks mentioned are for illustrative purposes only and are not recommendations to you to buy sell or hold these stocks. We may change asset allocation, manager allocation and securities within the option at any time. Past performance is not an indicator of future performance for this option.