

Key Takeaways

- Global equities were higher in January 2023, as the Fed slowed the pace of rate hikes, despite maintaining a hawkish rhetoric as inflation remains elevated.
- The month also saw continued outperformance in China, with easing policy and mobility over the month continuing to accelerate.
- The Antipodes Global Fund – Long outperformed the benchmark over the month, and remains meaningfully ahead over 12 months.

Commentary*

Global equities were up in January 2023 (+3.1%) with consumer discretionary, communication services and information technology sectors outperforming whilst healthcare, utilities and consumer staples underperformed.

US equities were higher (+2.5%) as economic data suggested a slowing economy, cooling inflation and a resilient labour market. Markets reacted positively to the increased chance of an economic soft landing, despite US government debt ceiling issues and political debate.

European equities outperformed (+4.6%) helped by China's reopening, cooling inflation and GDP data indicating the Eurozone avoided a technical recession in Q4 2022. Further, markets responded positively to Eurozone manufacturing PMI data and fading energy crisis concerns.

Asian equities finished higher over the month (+3.5%). Chinese equities advanced (+6.9%) as China's reopening continued following the government's pivot from its Covid zero policy. Japanese equities were up (+2.2%) supported by strong industrial production and retail sales data, despite rising inflation data.

Elsewhere, Brent Crude (-1.7% in USD) was lower, Gold (+5.7%) was stronger, whilst the US Dollar (-1.4%) weakened.

Key contributors included:

- Internet/Software - DM cluster notably Compass Inc, whereby the real estate broking platform announced a further series of cost cutting initiatives, with the CEO remarking the company is expected to be free cash flow positive by mid-2023.

- Similarly, within the cluster, Meta Platforms posted earnings ahead of analyst estimates with operating expenses and capital expenditures expected to be lower this year due to several cost-cutting measures, including layoffs announced late last year. Meta also announced a US\$40 billion stock buyback program.
- Consumer Cyclical – DM, notably UniCredit which posted net profits of €2.46bn in the December quarter, exceeding analyst estimates. In addition, the company announced plans to boost its capital distribution programme by 40% as part of its goal to return €16bn by 2024.
- Hardware cluster, notably Seagate Technology which surged upon quarterly results which exceeded analyst estimates. Commentary from the CEO was well received, in line with an expected recovery in the hard-disk drive storage cycle and sell-side upgrades.

Key detractors included:

- Northrop Grumman in the Industrials cluster with the aerospace and defence company experiencing sell-side analyst downgrades, citing US defence budget pressures and cost input pressures. Antipodes' thesis remains in-tact noting the material revenue potential from new programs in Space and Aeronautic Systems in the medium term.
- Healthcare cluster, including Merck & Co, Gilead Sciences and Sanofi within the pharmaceuticals sector as the market exhibited a rotation in sentiment away from defensive holdings in favour of growth, upon signs of inflation cooling and economic activity slowing.

* Illustrative only and not a recommendation to buy or sell any particular security.

Net performance (%)

	Fund	Benchmark	Difference
1 month	5.6	3.1	2.4
3 month	10.6	0.7	10.0
Year to date	5.6	3.1	2.4
1 year	-0.5	-8.0	7.5
3 year p.a.	6.6	5.0	1.6
5 year p.a.	6.7	8.5	-1.8
Inception p.a.	9.6	9.0	0.6

Past performance is not a reliable indicator of future performance. Returns are quoted in AUD and net of applicable fees, costs and taxes. All p.a. returns are annualised. The inception date of the Antipodes Global Fund – Long (Class P) is 1 August 2015. In order to show performance since the fund's inception, the performance for the period 1 July 2015 to 31 July 2015 is derived from Antipodes Global Fund – Long (Class I) and is adjusted to reflect the fees of Class P.

Performance & risk summary¹

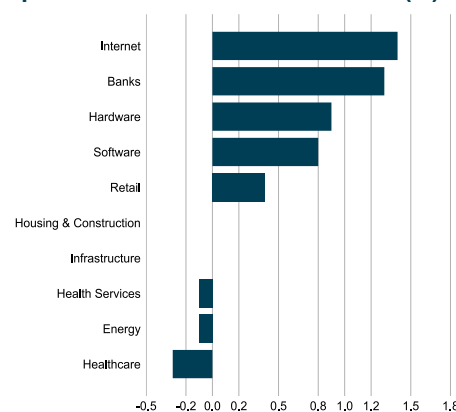
Average net exposure	89.5%
Upside capture ratio	94
Downside capture ratio	72
Portfolio standard deviation	11.1%
Benchmark standard deviation	11.1%
Sharpe ratio	0.90

Performance contribution² (%)

	1 month
Long	6.3%
Currency	-0.2%

² Based on gross returns in AUD

Top & bottom sector contribution^{2,3} (%)



³ Antipodes classification

Fund facts

Characteristics	
Investment manager	Antipodes Partners
Inception date	1 July 2015
Benchmark	MSCI All Country World Next Index in AUD
Management Fee	1.20% p.a.
Performance Fee	15% of net return in excess of benchmark
Risk/Return profile	High
Buy/Sell spread	±0.30%
Minimum Investment	AUD \$25,000
Distribution	Annual, 30 June
Asset value	
Fund AUM	\$572m
Strategy AUM	\$5,162m
Unit redemption price	1.0629

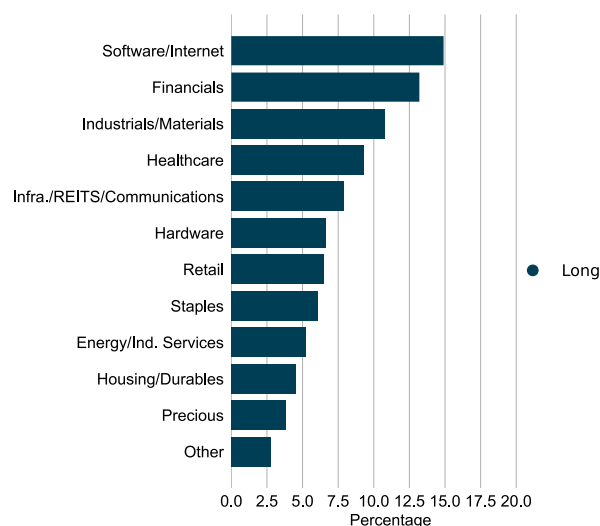
¹ All metrics are based on gross of fee returns in AUD terms. The upside/downside capture ratio is the percentage of benchmark performance captured by the fund during months that the benchmark is up/down. Standard deviation is a measure of risk with a smaller figure indicating lower return volatility. The Sharpe ratio measures returns on a risk adjusted basis with a figure > 1 indicating a higher return than the benchmark for the respective levels of return volatility.

Asset allocation⁴

	Equities - Long	Other - Long
Weight (%)	91.7	0.0
Count	70.0	1
Avg. weight (%)	1.3	0.0
Top 10 (%)	25.8	-
Top 30 (%)	59.2	-

⁴ Call (put) options represented as the current option value (delta adjusted exposure)

Sector exposure^{4,5} (%)

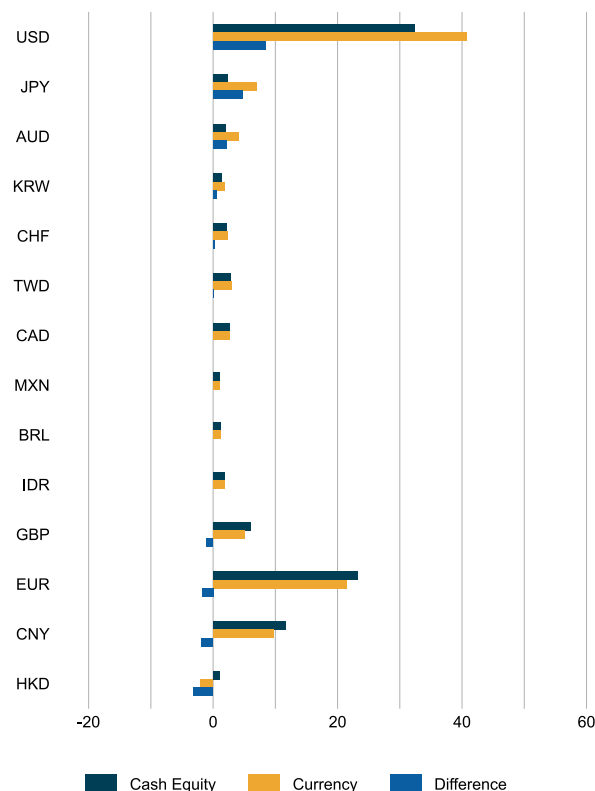


⁵ Antipodes classification

Top 10 equity longs⁴ (%)

Name	Country	Weight
Sanofi	France	3.0
Frontier Communications	United States	2.8
Merck	United States	2.7
Siemens	Germany	2.7
SAP	Germany	2.6
Oracle	United States	2.6
Siemens Energy	Germany	2.5
TotalEnergies	France	2.5
Meta Platforms	United States	2.4
Ping An Insurance	China/HK	2.1

Currency exposure^{4,6} (%)



⁶ Where possible, regions, countries and currencies classified on a look through basis

Regional exposure^{4,5,6} (%)

Region	Long	Benchmark
North America	35.0	63.2
Western Europe	31.5	16.2
- Eurozone	23.2	8.2
- United Kingdom	6.1	3.6
- Rest Western Europe	2.2	4.3
Developing Asia/EM	16.8	9.9
- China/Hong Kong	12.7	4.8
- Rest Developing Asia/EM	4.1	5.1
Developed Asia	6.3	8.5
- Korea/Taiwan	4.1	3.0
- Japan	2.3	5.5
Australia	2.0	2.2
Total Equities	91.7	100.0
Other	0.0	0.0
Cash	8.3	0.0
Totals	100.0	100.0

Market cap exposure⁴ (%)

Band	Weight
Mega (>\$100b)	32.3
Large (>\$25b <\$100b)	34.4
Medium (>\$5b <\$25b)	20.3
Small (<\$5b)	4.6

Investment Manager

- Global pragmatic value manager, long only and long-short
- Structured to reinforce alignment between investors and the investment team
- We attempt to take advantage of the market's tendency for irrational extrapolation, identify investments that offer a high margin of safety and build portfolios with a capital preservation focus

Fund Ratings



Fund features

- Objective to achieve absolute returns in excess of the benchmark over the investment cycle (typically 3-5 years)
- In the absence of finding individual securities that meet minimum risk-return criteria, cash may be held to maximum 25%
- Flexibility to hedge for risk management purposes:
 - Currency exposure of the underlying stock position (net short currency position not permitted)
 - Equity market exposure via exchange traded derivatives (limited to 10% of NAV)
 - Leverage not permitted
- This product is likely to be appropriate for a consumer seeking capital growth to be use as a small allocation within a portfolio where the consumer has a minimum investment timeframe of 5 years, and high risk/return profile.

Further information

☎ 1300 010 311

✉ invest@antipodespartners.com

Australia Head Office

Antipodes Partners Limited
Level 35, 60 Margaret St
Sydney NSW 2000
Australia

UK Office

Antipodes Partners Limited
6th Floor, Nova North
11 Bressenden Place
London SW1E 5BY UK

Disclaimer

This communication is prepared by Antipodes Partners Limited ('Antipodes') (ABN 29 602 042 035, AFSL 481580) as the investment manager of the Antipodes Global Fund – Long (ARSN 118 075 764) ('the Fund'). Pinnacle Fund Services Limited ('PFSL') (ABN 29 082 494 362, AFSL 238371) is the product issuer of the Fund. PFSL is not licensed to provide financial product advice. PFSL is a wholly-owned subsidiary of the Pinnacle Investment Management Group Limited ('Pinnacle') (ABN 22 100 325 184). The Product Disclosure Statement ('PDS') and Target Market Determination ('TMD') of the Fund are available via below links. Any potential investor should consider the PDS and TMD before deciding whether to acquire, or continue to hold units in, the Fund.

Link to [Product Disclosure Statement](#)

Link to [Target Market Determination](#)

For historic TMD's please contact Pinnacle client service Phone 1300 010 311 or Email service@pinnacleinvestment.com

This communication is for general information only. It is not intended as a securities recommendation or statement of opinion intended to influence a person or persons in making a decision in relation to investment. It has been prepared without taking account of any person's objectives, financial situation or needs. Any persons relying on this information should obtain professional advice before doing so. Past performance is for illustrative purposes only and is not indicative of future performance. Options exposure represents the market downside. For put options (typically used to limit potential downside) delta-adjusted exposure is used and for call options (typically used to capture potential upside) exposure is calculated using the current option value. Unless otherwise specified, all amounts are in Australian Dollars (AUD).

Whilst Antipodes, PFSL and Pinnacle believe the information contained in this communication is reliable, no warranty is given as to its accuracy, reliability or completeness and persons relying on this information do so at their own risk. Subject to any liability which cannot be excluded under the relevant laws, Antipodes, PFSL and Pinnacle disclaim all liability to any person relying on the information contained in this communication in respect of any loss or damage (including consequential loss or damage), however caused, which may be suffered or arise directly or indirectly in respect of such information. This disclaimer extends to any entity that may distribute this communication.

Any opinions and forecasts reflect the judgment and assumptions of Antipodes and its representatives on the basis of information available as at the date of publication and may later change without notice. Any projections contained in this presentation are estimates only and may not be realised in the future.

Unauthorised use, copying, distribution, replication, posting, transmitting, publication, display, or reproduction in whole or in part of the information contained in this communication is prohibited without obtaining prior written permission from Antipodes. Pinnacle and its associates may have interests in financial products and may receive fees from companies referred to during this communication.

Zenith Disclaimer: The Zenith Investment Partners ('Zenith') (ABN 27 103 132 672, AFSL 226872) rating (assigned Antipodes Global Fund – Long – November 2022) referred to in this piece is limited to "General Advice" (s766B Corporations Act 2001) for Wholesale clients only. This advice has been prepared without taking into account the objectives, financial situation or needs of any individual, including target markets of financial products, where applicable, and is subject to change at any time without prior notice. It is not a specific recommendation to purchase, sell or hold the relevant product(s). Investors should seek independent financial advice before making an investment decision and should consider the appropriateness of this advice in light of their own objectives, financial situation and needs. Investors should obtain a copy of, and consider the PDS or offer document before making any decision and refer to the full Zenith Product Assessment available on the Zenith website. Past performance is not an indication of future performance. Zenith usually charges the product issuer, fund manager or related party to conduct Product Assessments. Full details regarding Zenith's methodology, ratings definitions and regulatory compliance are available on our Product Assessments and at [Fund Research Regulatory Guidelines](#).

Lonsec Disclaimer: The Lonsec Rating (assigned April 2022) Lonsec Research presented in this document is published by Lonsec Research Pty Ltd ('Lonsec') (ABN 11 151 658 561, AFSL 421445). The Rating is limited to "General Advice" (as defined in the Corporations Act 2001 (Cth)) and based solely on consideration of the investment merits of the financial products. Past performance information is for illustrative purposes only and is not indicative of future performance. They are not a recommendation to purchase, sell or hold Antipodes products, and you should seek independent financial advice before investing in these products. The Ratings are subject to change without notice and Lonsec assumes no obligation to update the relevant documents following publication. Lonsec receives a fee from the Fund Manager for researching the products using comprehensive and objective criteria. For further information regarding Lonsec's Ratings methodology, please refer to our website at <https://www.lonsec.com.au/fund-manager/investment-product-ratings>.

Morningstar Disclaimer: © 2022 Morningstar, Inc. All rights reserved. Neither Morningstar, its affiliates, nor the content providers guarantee the data or content contained herein to be accurate, complete or timely nor will they have any liability for its use or distribution. Any general advice or 'classservice' have been prepared by Morningstar Australasia Pty Ltd ('Morningstar') (ABN 95 090 665 544, AFSL 240892) and/or Morningstar Research Ltd, subsidiaries of Morningstar, Inc, without reference to your objectives, financial situation or needs. Refer to Morningstar Financial Services Guide (FSG) for more information at <https://cdn.morningstar.com.au/mca/s/fsg.pdf>. You should consider the advice in light of these matters and if applicable, the relevant Product Disclosure Statement (Australian products) or Investment Statement (New Zealand products) before making any decision to invest. Morningstar publications, ratings and products should be viewed as an additional investment resource, not as your sole source of information. Past performance is for illustrative purposes only and is not indicative of future performance. To obtain advice tailored to your situation, contact a professional financial adviser. Some material is copyright and published under licence from ASX Operations Pty Ltd ('ASXO') (ACN 004 523 782).

Antipodes Global Fund – Long (Class P) received a Morningstar Analyst Rating™ of 'Bronze' on 22 April 2022.