

Arrowstreet Global Equity Fund

Macquarie Professional Series

Monthly report – 31 December 2022

Investment objective

Aims to achieve a long-term total return (before fees and expenses) that exceeds the MSCI All Country World ex Australia Index, in \$A unhedged with net dividends reinvested (Benchmark).

The Fund will not invest in 'tobacco' securities as defined by the Global Industry Classification Standard or 'controversial weapons' securities as defined by MSCI, Inc.

Key information

Fund details

APIR code	MAQ0464AU
mFund code	MPS02
Inception date	18 December 2006
Investment manager	Arrowstreet Capital, Limited Partnership (Boston, US)
Fund size	\$3,440.5m
Distribution frequency	Semi-annually
Management fee*	1.28% pa
Minimum investment (Direct)	\$5,000
Unit prices and spreads	macquarie.com.au/unit_prices

*Read the Product Disclosure Statement for more details on fees and costs.

Fund performance to 31 December 2022

	Total Fund return (gross)	Total Fund return (net)	Benchmark return	Total excess return (net)
1 month (%)	-4.40	-4.50	-5.17	0.67
3 months (%)	7.04	6.70	3.96	2.74
1 year (%)	-6.56	-7.75	-12.73	4.98
3 years (% pa)	11.54	10.14	5.25	4.89
5 years (% pa)	12.45	11.03	8.30	2.73
7 years (% pa)	12.75	11.34	9.21	2.13
Since inception (% pa)	10.14	8.75	6.19	2.56

Past performance is not a reliable indicator of future performance.

Total returns are calculated based on changes in net asset values and assumes the reinvestment of distributions.

Total net Fund returns are quoted after the deduction of fees and expenses. Due to individual circumstances, your net returns may differ from the net returns quoted above.

Top 10 stocks

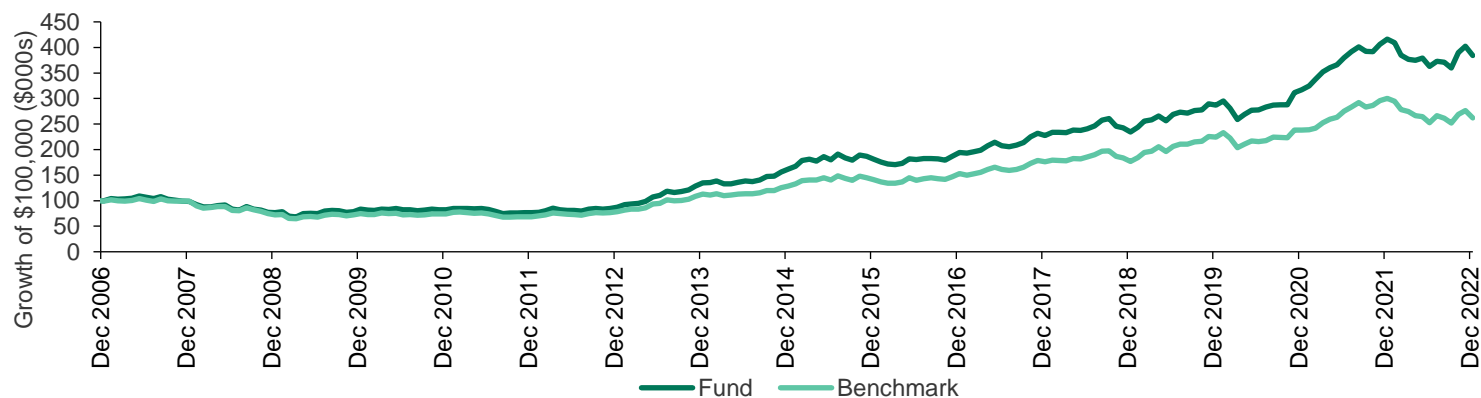
Stock	Sector	Industry	Holding (%)
Microsoft Corp	Information Technology	Software	5.40
Totalenergies Se	Energy	Oil Gas & Consumable Fuels	2.70
Unitedhealth Group Inc	Health Care	Health Care Providers & Services	2.28
Merck & Co	Health Care	Pharmaceuticals	2.25
Alphabet Inc	Communication Services	Interactive Media & Services	2.15
Apple Inc	Information Technology	Technology Hardware Storage & Peripherals	1.78
Samsung Electronics	Information Technology	Technology Hardware Storage & Peripherals	1.76
Home Depot Inc	Consumer Discretionary	Specialty Retail	1.73
Petrol Brasileiros	Energy	Oil Gas & Consumable Fuels	1.70
BP	Energy	Oil Gas & Consumable Fuels	1.67
Total number of stocks			479

Arrowstreet Global Equity Fund

Macquarie Professional Series

Monthly report – 31 December 2022

Growth of \$100,000 since inception

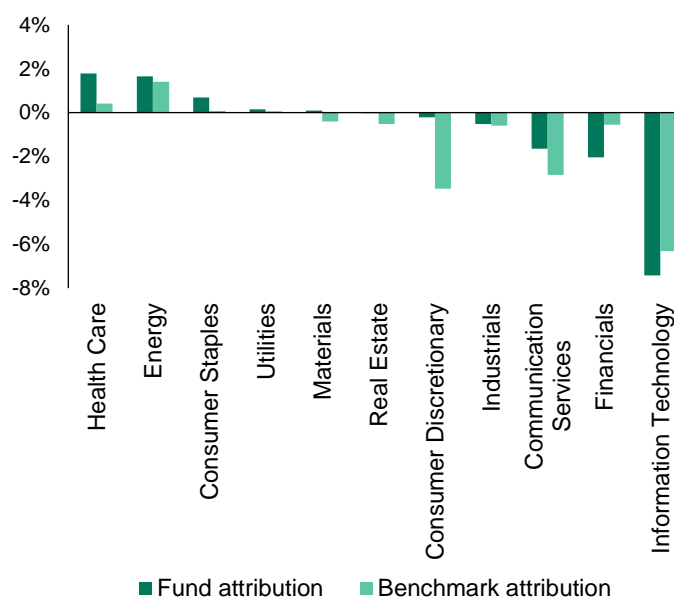


Past performance is not a reliable indicator of future performance. Data as at 31 December 2022.

Sector weights

Sector	Fund (%)	Benchmark (%)
Information Technology	24.45	20.37
Financials	16.09	14.83
Energy	13.25	5.56
Health Care	12.23	13.42
Consumer Discretionary	11.89	10.56
Industrials	6.38	10.28
Communication Services	4.12	6.87
Consumer Staples	3.84	7.81
Materials	3.39	4.56
Utilities	1.33	3.21
Real Estate	0.08	2.53
Cash	2.95	0.00
Total	100	100

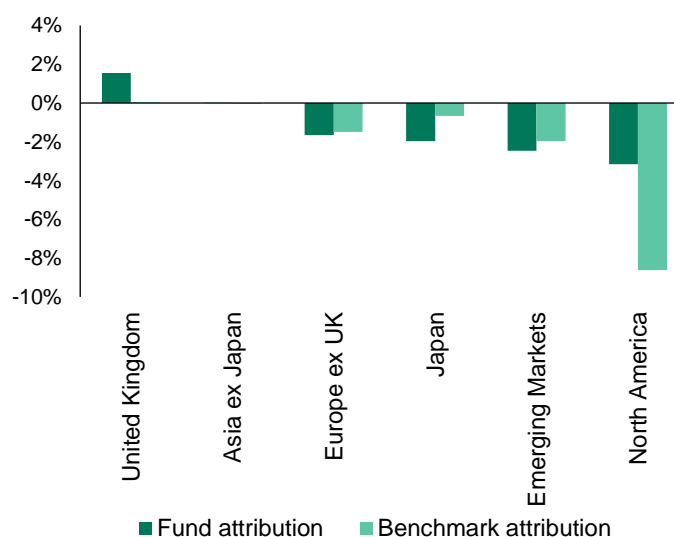
Sector attribution (12 months to date)



Region weights

Region	Fund (%)	Benchmark (%)
North America	52.59	64.73
Emerging Markets	20.38	11.44
Europe ex UK	11.65	12.96
Japan	7.47	5.67
United Kingdom	4.65	3.95
Asia ex Japan	0.31	1.24
Cash	2.95	0.00
Total	100	100

Region attribution (12 months to date)



Arrowstreet Global Equity Fund

Macquarie Professional Series

Monthly report – 31 December 2022

Performance summary

- The Fund returned -4.50%, net of fees, in December 2022, compared with a return for the Benchmark of -5.17%; Chinese equity markets remained buoyant amid an economic reopening, but elsewhere, developed and emerging markets fell on ongoing interest rate uncertainty.
- All index sectors moved lower during the month, with IT and Consumer Discretionary recording the greatest declines. The largest relative sector contributors for the Fund were Energy, driven by overweight positioning in French Energy, and Consumer Discretionary, owing to stock selection in US Consumer Discretionary, though partially offset by overweight positioning. Communication Services was the largest relative detractor, as a result of underweight positioning in Chinese Communication Services.
- On a country basis, the US was the largest detractor from index returns, while China and Hong Kong made modest positive contributions. The largest relative contributors to the Fund included Turkey, as a result of overweight positioning in Turkish Financials and Turkish Industrials, and the US, owing to stock selection in US Consumer Discretionary, as mentioned, and in US IT. The Fund's largest relative detractor was China, driven by underweight positioning in Chinese Communication Services, as mentioned, and in Chinese Consumer Discretionary.
- Arrowstreet employs a quantitative benchmark-aware approach, dynamically taking overweight and underweight positions in countries, sectors, and individual stocks, with the aim of achieving long-term outperformance of its Benchmark. Arrowstreet's core investment style seeks to outperform during a broad range of market environments.

Arrowstreet Global Equity Fund

Macquarie Professional Series

Monthly report – 31 December 2022

For more information speak to your financial adviser, call us on 1800 814 523, email mam.clientservice@macquarie.com or visit macquarieim.com

Important information

Weights and attribution breakdown for sector, stocks and region is sourced from Macquarie and FactSet.

Macquarie Investment Management Australia Limited ABN 55 092 552 611 AFS Licence 238321 is the issuer of units in, and responsible entity of the Fund.

The information in this report is provided for general information purposes only and is not, and should not be construed as, an advertisement, an invitation, an offer, a solicitation of an offer or a recommendation to participate in any investment strategy or take any other action, including to buy or sell any product offered by any member of the Macquarie Group. The above information is not personal advice and does not take into account the investment objectives, financial situation or needs of any person. The Fund is designed for investors who are seeking capital growth, are intending to use the Fund as a core component or satellite within a portfolio, have a medium to long-term investment timeframe, have a high or very high risk/return profile and require the ability to have daily access to capital. Please review the Target Market Determination available at macquarieim.com/TMD and consider if the Fund may be suitable for you. Investors should consider the offer document of the Fund in deciding whether to acquire or continue to hold units in the Fund. The offer document is available by contacting us on 1800 814 523. Past performance is not a reliable indicator of future performance.

Future results are impossible to predict. In preparing this document, reliance may have been placed, without independent verification, on the accuracy and completeness of information available from external sources. This report may also include opinions, estimates and other forward-looking statements which are, by their very nature, subject to various risks and uncertainties. Actual events or results may differ materially, positively or negatively, from those reflected or contemplated in such forward-looking statements. Forward-looking statements constitute the investment manager's judgement as at the date of preparation of this report and are subject to change without notice. To the maximum extent permitted by law, no member of the Macquarie Group nor its directors, employees or agents accept any liability for any loss arising from the use of this document, its contents or otherwise arising in connection with it.

Other than Macquarie Bank Limited ABN 46 008 583 542 ("Macquarie Bank"), any Macquarie Group entity noted in this material is not an authorised deposit-taking institution for the purposes of the Banking Act 1959 (Commonwealth of Australia). The obligations of these other Macquarie Group entities do not represent deposits or other liabilities of Macquarie Bank. Macquarie Bank does not guarantee or otherwise provide assurance in respect of the obligations of these other Macquarie Group entities. In addition, if this document relates to an investment, (a) the investor is subject to investment risk including possible delays in repayment and loss of income and principal invested and (b) none of Macquarie Bank or any other Macquarie Group entity guarantees any particular rate of return on or the performance of the investment, nor do they guarantee repayment of capital in respect of the investment.