

Walter Scott Global Equity Fund

Macquarie Professional Series

Monthly report – 31 May 2022

Investment objective

Aims to achieve a long-term total return (before fees and expenses) that exceeds the MSCI World ex Australia Index, in \$A unhedged with net dividends reinvested (Benchmark).

The Fund will not invest in 'tobacco' securities as defined by the Global Industry Classification Standard or 'controversial weapons' securities as defined by MSCI, Inc.

Key information

Fund details

APIR code	MAQ0410AU
mFund code	MPS04
Inception date	18 March 2005
Investment manager	Walter Scott & Partners Limited (Edinburgh, UK)
Fund size	\$4,432.4m
Distribution frequency	Annually
Management fee*	1.28% pa
Minimum investment (Direct)	\$5,000
Unit prices and spreads	macquarie.com.au/unit_prices

*Read the Product Disclosure Statement for more details on fees and costs.

Fund performance to 31 May 2022

	Total Fund return (gross)	Total Fund return (net)	Benchmark return	Total excess return (net)
1 month (%)	-1.81	-1.92	-0.83	-1.09
3 months (%)	-5.26	-5.57	-4.82	-0.75
1 year (%)	0.36	-0.92	2.64	-3.56
3 years (% pa)	10.54	9.15	11.44	-2.29
5 years (% pa)	12.07	10.66	10.58	0.08
7 years (% pa)	11.34	9.94	9.64	0.30
Since inception (% pa)	10.23	8.84	7.90	0.94

Past performance is not a reliable indicator of future performance.

Total returns are calculated based on changes in net asset values and assumes the reinvestment of distributions.

Total net Fund returns are quoted after the deduction of fees and expenses. Due to individual circumstances, your net returns may differ from the net returns quoted above.

Top 10 stocks

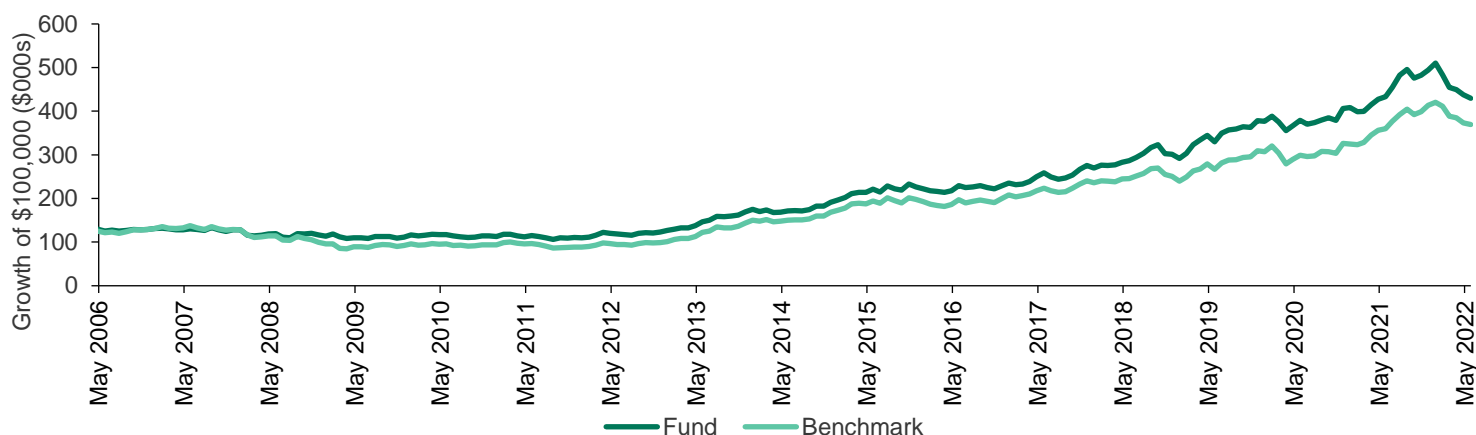
Stock	Sector	Industry	Holding (%)
Microsoft Corp	Information Technology	Software	4.16
Novo Nordisk A/S	Health Care	Pharmaceuticals	3.32
Mastercard Inc	Information Technology	IT Services	3.15
Alphabet Inc	Communication Services	Interactive Media & Services	3.12
Taiwan Semiconductor Manufacturing	Information Technology	Semiconductors & Semiconductor Equipment	2.95
Automatic Data Processing	Information Technology	IT Services	2.88
Alimentation Couche-Tard Inc	Consumer Staples	Food & Staples Retailing	2.82
Edwards Lifesciences Corp	Health Care	Health Care Equipment & Supplies	2.82
Linde Plc	Materials	Chemicals	2.82
Keyence Corp	Information Technology	Electronic Equipment Instruments & Components	2.72
Total number of stocks			46

Walter Scott Global Equity Fund

Macquarie Professional Series

Monthly report – 31 May 2022

Growth of \$100,000 since inception

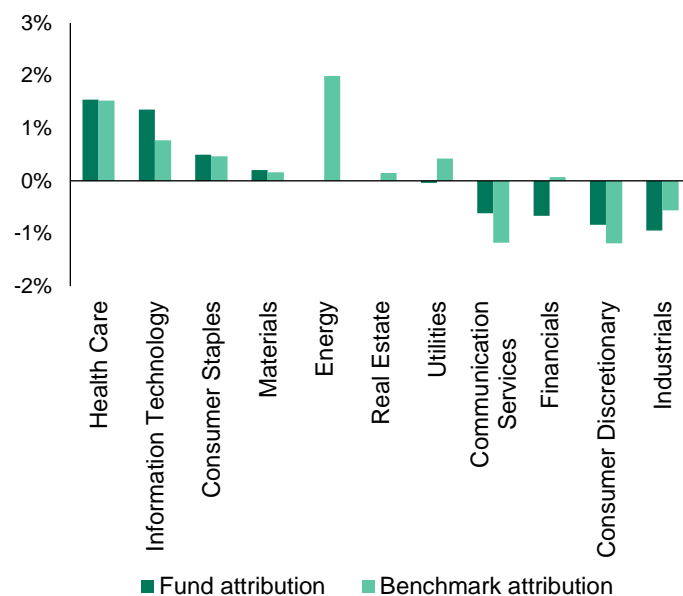


Past performance is not a reliable indicator of future performance.

Sector weights

Sector	Fund (%)	Benchmark (%)
Information Technology	33.51	21.83
Health Care	17.80	13.51
Consumer Discretionary	12.51	10.83
Industrials	11.67	9.99
Consumer Staples	8.49	7.48
Materials	4.77	4.16
Communication Services	4.55	7.65
Financials	3.92	13.40
Energy	0.00	5.22
Utilities	0.00	3.18
Real Estate	0.00	2.76
Cash	2.79	0.00
Total	100	100

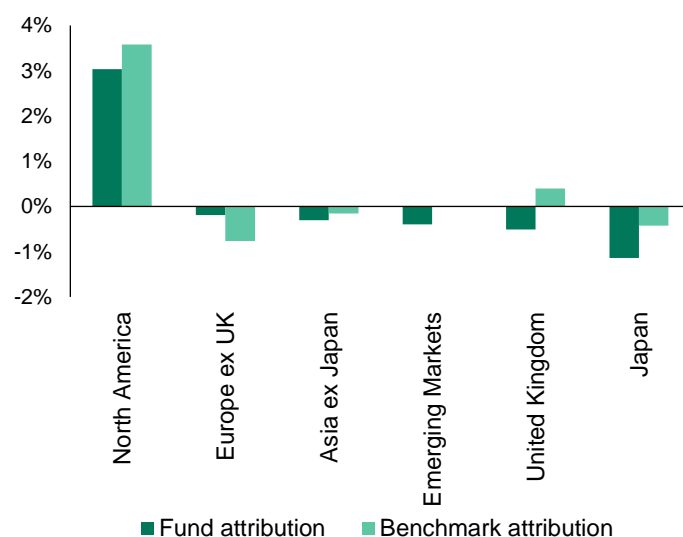
Sector attribution (12 months to date)



Region weights

Region	Fund (%)	Benchmark (%)
North America	60.60	73.67
Europe ex UK	17.40	14.13
Japan	7.48	6.34
United Kingdom	5.29	4.55
Asia ex Japan	3.48	1.31
Emerging Markets	2.95	0.00
Cash	2.79	0.00
Total	100	100

Region attribution (12 months to date)



Walter Scott Global Equity Fund

Macquarie Professional Series

Monthly report – 31 May 2022

Performance summary

- The Fund returned -1.92% in May 2022, compared with a return for the Benchmark of -0.83%, as equity markets regained a degree of composure, although not without a bout or two of turbulence given mounting macroeconomic headwinds.
- IT and Consumer Discretionary drove the index lower in May, while Energy and Financials were notable positive sector contributors. For the Fund, holdings in Health Care, such as Roche and Illumina, and an underweight to Energy were the largest relative sector detractors. These results were partially offset by holdings in Consumer Discretionary, including Inditex and Compass Group. There were no initial purchases or final sales within the portfolio during the month.
- The perennial question of the cost of healthcare has likely been amplified in many countries by rising budget deficits, but it highlights the importance of innovation and a strong drug pipeline. Walter Scott had two meetings during the month with the management of global pharmaceutical company Roche, one with the group CFO and the other with the CEO of the diagnostics business. These meetings reaffirmed Walter Scott's view that Roche has a strong culture of innovation and is aligned to key areas in healthcare. Management is confident about its pharmaceutical pipeline and while the boost that the diagnostics division received from Covid is expected to ease, the core diagnostics business is growing well. Since 2018, Roche has lost CHF10bn of sales due to biosimilar erosion but still grew its top line, increased R&D investment and maintained profitability. Although drug patents will continue to expire across the business, the company has passed a recent patent cliff that was causing disruption. The company will continue to invest in innovation and work to lower the cost per molecule of discovery. Increased R&D spend will be facilitated by growing the top line and taking costs from other parts of the business.
- It is likely that the coming months will see further turbulence in equity markets given a dimmer outlook for the global economy. However, Walter Scott's investment approach does not require bets on economic or market direction. With a long-term orientation, Walter Scott can look through periods of turmoil and focus on innovative, financially strong, and well-managed companies that are at the forefront of trends that will drive their earnings for years to come.

For more information speak to your financial adviser, call us on 1800 814 523, email mam.clientservice@macquarie.com or visit macquarieim.com

Important information

Weights and attribution breakdown for sector, stocks and region are sourced from Macquarie and FactSet.

Macquarie Investment Management Australia Limited ABN 55 092 552 611 AFS Licence 238321 is the issuer of units in, and responsible entity of the Fund.

The information in this report is provided for general information purposes only and is not, and should not be construed as, an advertisement, an invitation, an offer, a solicitation of an offer or a recommendation to participate in any investment strategy or take any other action, including to buy or sell any product offered by any member of the Macquarie Group. The above information is not personal advice and does not take into account the investment objectives, financial situation or needs of any person. The Fund is designed for investors who are seeking capital growth, are intending to use the Fund as a satellite within a portfolio, have a medium to long-term investment timeframe, have a high or very high risk/return profile and require the ability to have daily access to capital. Please review the Target Market Determination available at macquarieim.com/TMD and consider if the Fund may be suitable for you. Investors should consider the offer document of the Fund in deciding whether to acquire or continue to hold units in the Fund. The offer document is available by contacting us on 1800 814 523. Past performance is not a reliable indicator of future performance.

Future results are impossible to predict. In preparing this document, reliance may have been placed, without independent verification, on the accuracy and completeness of information available from external sources. This report may also include opinions, estimates and other forward-looking statements which are, by their very nature, subject to various risks and uncertainties. Actual events or results may differ materially, positively or negatively, from those reflected or contemplated in such forward-looking statements. Forward-looking statements constitute the investment manager's judgement as at the date of preparation of this report and are subject to change without notice. To the maximum extent permitted by law, no member of the Macquarie Group nor its directors, employees or agents accept any liability for any loss arising from the use of this document, its contents or otherwise arising in connection with it.

Other than Macquarie Bank Limited ABN 46 008 583 542 ("Macquarie Bank"), any Macquarie Group entity noted in this material is not an authorised deposit-taking institution for the purposes of the Banking Act 1959 (Commonwealth of Australia). The obligations of these other Macquarie Group entities do not represent deposits or other liabilities of Macquarie Bank. Macquarie Bank does not guarantee or otherwise provide assurance in respect of the obligations of these other Macquarie Group entities. In addition, if this document relates to an investment, (a) the investor is subject to investment risk including possible delays in repayment and loss of income and principal invested and (b) none of Macquarie Bank or any other Macquarie Group entity guarantees any particular rate of return or the performance of the investment, nor do they guarantee repayment of capital in respect of the investment.