

UBS Tactical Beta Fund – Growth

September 2021

Fund description

The Fund is a diversified Australian and global portfolio with the long term neutral (or average) exposure to income and growth assets expected to be 30% / 70% respectively of the total portfolio.

Investment strategy

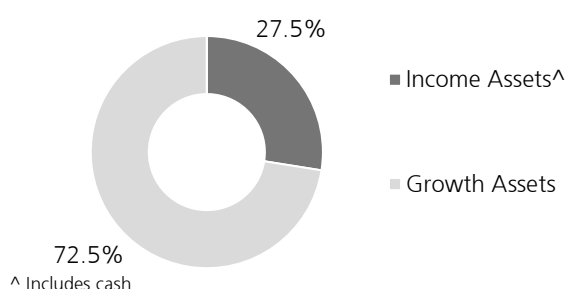
Our portfolio management team will build a diversified portfolio of income and growth assets largely by using exchange traded funds (ETFs), both onshore and offshore, index funds, cash funds and derivatives. They will tactically allocate between asset classes and currencies based on their relative value, whilst managing the overall risk and return of the portfolio. Currency exposure is actively managed through an overlay strategy to take advantage of mis-valuations that arise.

Investment return objective

The Fund aims to outperform (after management costs) the Benchmark over rolling five year periods. The Benchmark is based on the return on the market indices based on the Neutral Allocation of assets (refer to the individual asset class benchmark weights opposite in the 'Fund tactical and strategic allocations' graph).

Growth Income Asset split strategy

Tactical asset allocations



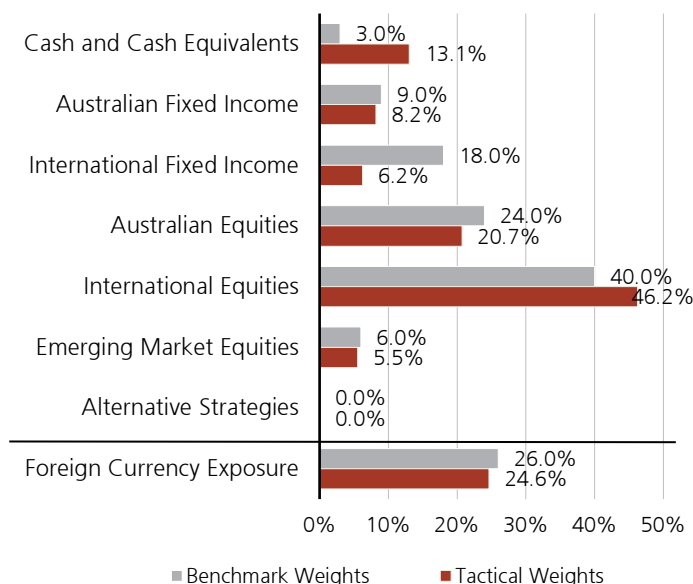
Fund information

Inception date	14 May 2012
Fund size	\$ 152.0 m
Management fee	0.29% pa
Indirect costs	0.04% pa ¹
Minimum initial investment	\$50,000
Distributions	Quarterly
Buy/sell spread ²	+ 0.09% / - 0.09%
APIR code	UBS0037AU

¹ Estimate of the fees the Fund will incur through the Fund's investment in underlying funds. These fees and expenses will vary from time to time.

² Asset allocation includes derivatives used to hedge market exposures

Fund tactical and strategic allocations³



³ Asset allocation includes derivatives used to hedge market exposures.

Investment performance

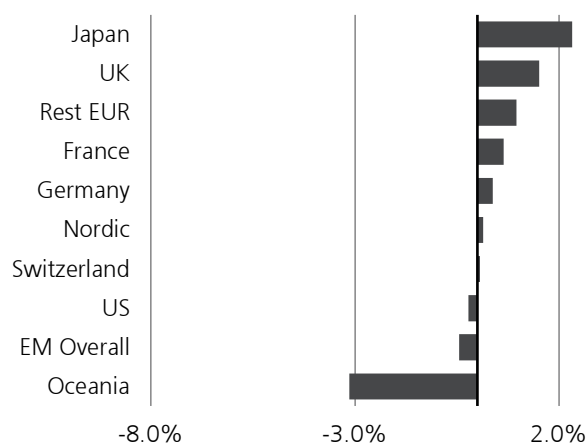
Fund	1 month %	3 months %	1 year %	3 years % pa	5 years % pa	Since inception* % pa
Total return	(2.05)	0.78	19.77	8.07	8.30	8.96
Benchmark**	(2.26)	1.12	20.48	9.03	9.20	9.84
Added Value	0.21	(0.34)	(0.71)	(0.96)	(0.90)	(0.88)

*Inception date: 14 May 2012. **Neutral Allocation (refer to PDS).

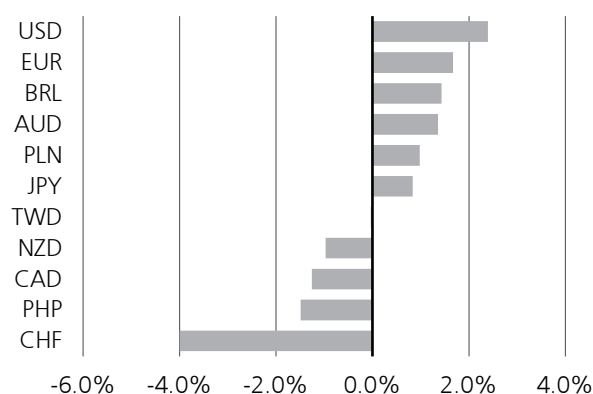
Performance figures are net of ongoing fees and expenses. The performance figures quoted are historical, calculated using end of month redemption prices, and do not allow for the effects of income tax or inflation. Total returns assume the reinvestment of all distributions. Performance can be volatile and future returns can vary from past returns.

Active portfolio positioning

Equities (%)



Foreign currency (%)



Market review

September was a weak end to a generally positive third quarter which was marked by rising confidence over progress of economic normalization along with belief that inflation pressures will be transitory. Global equities hit a fresh record high at the start of September, but things went downhill from there. Market sentiment was undermined by anxiety over default risks at Evergrande, the largest issuer of high yield debt in Asia and one of China's largest property developers along with fears over slowing global growth and the threat of energy shortages. The largest declines in equities were in the Chinese market followed by Europe with Japan being the only major market to finish in the positive territory over the month. Government bond yields rose sharply higher in September due to anxiety over the pace of central bank tightening.

Locally, Australian equities delivered a negative return but outperformed US and European equities and underperformed Japan equities. Australian government bond yields rose which was in line with global bond yields and the Australian dollar depreciated against the US dollar as the US dollar was supported by the hawkish sentiment shift from the US Federal Reserve.

Performance review

After fees and expenses, the portfolio return of -2.05% (gross of fees return of -2.02%) in September outperformed the benchmark return of -2.26% by 21bps. At the end of September, the Fund's equity weight was 2.5% overweight relative to the benchmark. We maintained our exposure to pro-cyclical relative value trades such as long European banks versus European equities and long global financial equities versus global equities as well long global healthcare equity which is a utility trade which helps to diversify our active trade set. We recalibrated our regional equity views as we trimmed our overweight in the UK, increased our overweight to Japan and retained our overweight to Europe and closed our overweight in Germany. US and Australian equities remained as our key regional equity underweights. We closed our tactical overweight to REITs.

Duration was kept short relative to the benchmark over the month. We remained broadly neutral in Australian duration and underweight to Europe, US, UK and Japan duration. We opened an overweight to EM debt hard currency this month.

Foreign currency exposure was at 24.6% with key underweights in CHF, NZD, PHP, CAD and overweight in USD, BRL, EUR, JPY and PLN.

Asset allocation

Asset Allocation decisions contributed positively to relative performance in September. While our directional overweight to equities underperformed, our relative value equity trades such as our preference for European Banks and Japan which we added to over the month stood out as major positive contributors for September. Our preference for global financial, Europe and UK equities, which we trimmed over the month, also contributed positively was partially offset by deductions from preference for global healthcare, and German equities which was closed over the month. Short duration positioning was additive for performance as global government bond yields moved up but our overweight to EM debt hard currency detracted this month. Overweight to REITs which we closed intra-month did not make a meaningful impact to the relative performance.

Active currency trades were mixed this month. Positive contribution came from our overweight to USD as it strengthened on the back of more hawkish than expected Fed. An underweight to NZD and CAD which we reduced and increased over the month respectively, as well as underweight to PHP which we increased in September also added to performance. The largest deduction came from overweight to BRL as its large export basket to China negatively impacted the currency as well as its higher than expected inflation and fiscal setbacks. While PLN detracted to a smaller extent, JPY was approximately neutral for performance as was our preference for EUR relative to CHF. We reduced our position in JPY and closed our underweight in KRW and TWD.

Outlook

Our outlook for equities over the next 12 months remains positive. The economic recovery is likely to continue this year on the back of additional global fiscal stimulus, still accommodative financial conditions, and progress on the broad administration of effective COVID-19 vaccines. Long-term bond yields have risen well off their year-to-date lows as major central banks begin to signal the withdrawal of policy support. Inflation risks remain tilted to the upside and global economic activity is poised to remain robust well into 2022. We expect increases in real rates, as well as measures of inflation compensation, to contribute to this renewed rise in yields. Global yields have increased even as macroeconomic risks increased, a sign that there was previously too much pessimism priced in.

Client Services

Telephone: (03) 9046 4041 Freecall: 1800 572 018 Email: ubs@unitregistry.com.au www.ubs.com/am-australia

Investors should consider the PDS and seek professional financial and taxation advice before deciding whether the product is appropriate for them and whether to acquire, or to continue to hold the investment. Your investment in the Fund does not represent deposits or other liabilities of UBS or any member company of the UBS Group including UBS Asset Management (Australia) Ltd (ABN 31 003 146 290) (AFS Licence No. 222605), the issuer of the Fund. Your investment is subject to investment risk, including possible delays in repayment and loss of income and capital invested. The repayment of capital or income is not guaranteed by any company in the UBS Group. Offers of interests in the Fund are contained in the Product Disclosure Statement dated 15 December 2020. The PDS is available from our website www.ubs.com/am-am-pds or by calling (03) 9046 4041.

The PDS for this fund is only available to persons receiving the PDS (electronically or otherwise) while physically in Australia, unless expressly authorised by us in writing. The offer does not constitute an offer or invitation in any place in which, or to any person to whom, it would be unlawful to make such an offer or invitation. This Fund (or the PDS) has not been registered under the laws of any jurisdiction outside Australia. The Fund may not be offered or sold in the United States of America or to 'U.S. Persons' (as defined in 'Regulation S' of the Securities Act of 1933, as amended).

This document may not be reproduced or copies circulated without prior authority from UBS Asset Management (Australia) Ltd.

