

DIVERSIFIED INFLATION PLUS FUND



31 July 2021

FUND OBJECTIVE

The Fund aims to deliver positive long term returns of 5% in excess of inflation over a rolling 5 year period.

FUND SUMMARY

- Based on core principles of diversification, dynamic asset allocation and downside risk management
- Combines actively managed directional risk (aiming to make money when markets go up) with actively managed less directional sources of return (aiming to make money whether markets go up or down)
- Exposure to equity, fixed income, real assets, total return strategies and cash
- Managed by a highly experienced team, with a transparent investment process and proven track record

FUND FACTS

Fund size: AUD323.3m

Inception date: 16 July 2014

Benchmark: RBA CPI (Trimmed Mean)

Fund manager: Steve Waddington and Multi-Asset Strategy team

APIR code: ETL0396AU

ARSN code: 167 582 818

mFund code: IIM001

PERFORMANCE (Net of fees)

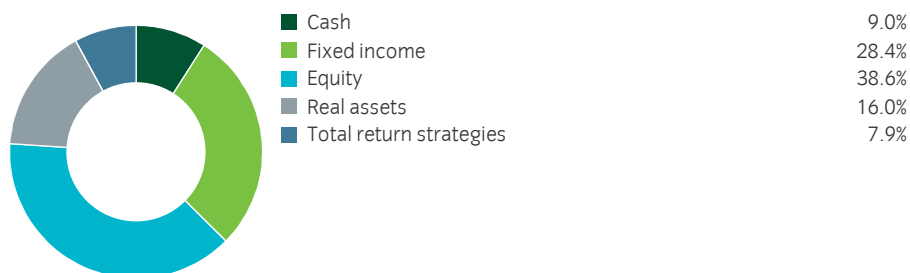
	1 month	3 months	1 year	3 years (pa)	5 years (pa)	Since inception (pa)				
Fund	0.39	2.44	11.13	3.69	4.46	3.91				
	Calendar year returns					12-month rolling returns				
	2020	2019	2018	2017	2016	2020-2021	2019-2020	2018-2019	2017-2018	2016-2017
Fund	-2.03	13.16	-4.90	11.89	5.44	11.13	-4.69	5.27	3.91	7.39

Source: Insight Investment and Rimes. Fund performance is calculated in Australian \$ using the mid-price, as total return, including reinvested income net of tax, charges and net of the management fee and indirect costs. Performance for periods over one year is annualised. Past performance is not a guide to future performance. Please note the value of investments and any income from them will fluctuate and is not guaranteed (this may be partly due to exchange rate fluctuations). Investors may not get back the full amount invested. Please note: data is provisional and may change.

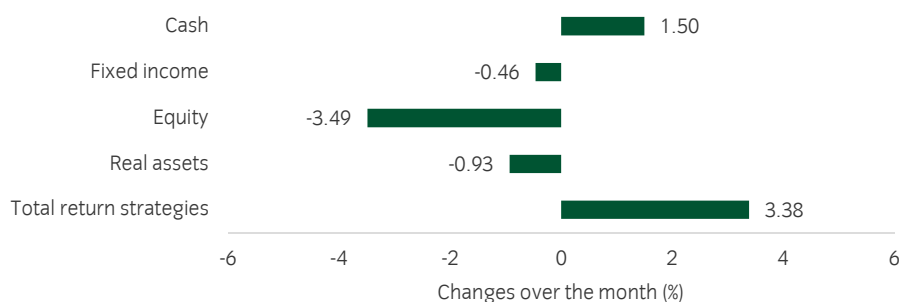
FUND MANAGER COMMENTS

The portfolio generated a small positive return in July, against a backdrop of strong economic data, but there were some signs that activity was starting to moderate. This moderation proved positive for fixed income markets, and our government bond positions performed well, boosted by gains in high yield and emerging market debt. Our commodity holdings and infrastructure assets also added to returns. Developed market equities rallied, supported by a rebound in earnings and further lockdown easings, but emerging markets were negatively impacted by concerns about the spread of the delta variant. This was compounded by a regulatory crackdown in China, leading to a negative contribution from our equity positions in aggregate. With the strongest period of economic acceleration seemingly passed, and after a period of strong gains, we reduced our commodity and equity exposures. We have also implemented several option strategies that would benefit if equity markets were to weaken.

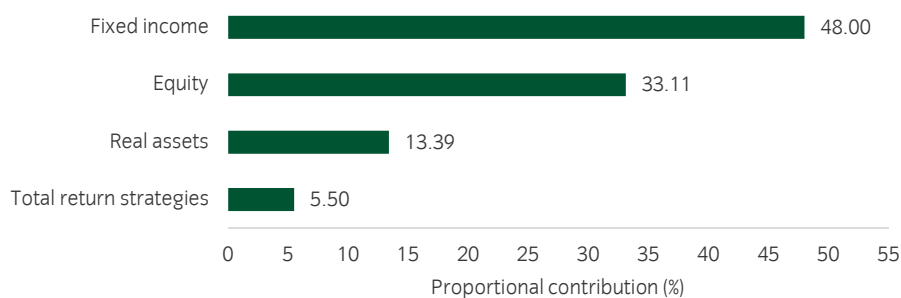
FUND ALLOCATION



FUND ACTIVITY



CONTRIBUTORS TO FUND RETURN (gross, since inception)



TECHNICAL DETAILS

Legal structure: Trust (Registered Managed Investment Scheme)

Domicile: Australia

Dealing frequency: Daily, 2pm Australian EST

Settlement period: Purchases: T, Redemptions: T+5

Scheme: Insight Diversified Inflation Plus Fund

Responsible entity: Equity Trustees Limited

Administrator: State Street Australia Limited

Annual management fee: 0.90%

Buy and sell spread: 0.09%



www.insightinvestment.com

Retail investors should seek advice from their financial advisers before making an investment decision. Unless otherwise stated, all data is as at the date of this factsheet. Equity Trustees Limited ('Equity Trustees') (ABN 46 004 031 298) AFSL 240975 is the Responsible Entity for this fund. Equity Trustees is a subsidiary of EQT Holdings Limited (ABN 22 607 797 615), a publicly listed company on the Australian Securities Exchange (ASX: EQT). **This publication has been prepared to provide you with general information only and is not intended to imply any recommendation or opinion about this product.** It is not intended to take the place of professional advice and you should not take action on specific issues in reliance on this information. **Past performance should not be taken as an indicator of future performance.** In preparing this information, we did not take into account the investment objectives, financial situation or particular needs of any particular person. You should obtain a copy of the product disclosure statement before making a decision about whether to invest in this product. Neither Insight Investment Management (Global) Limited, Equity Trustees nor any of its related parties, their employees or directors, provide and warranty of accuracy or reliability in relation to such information or accepts any liability to any person who relies on it. This document may not be used for the purposes of an offer to anyone in any jurisdiction in which such an offer or solicitation is not authorised or to any person to whom it is unlawful to make such an offer or solicitation. Insight Investment Management (Global) Limited is exempt from the requirement to hold an Australian financial services license under the Australian Securities and Investments Commission Corporations Act 2001 in respect of the financial services it provides. Insight Investment Management (Global) Limited is authorised and regulated by the Financial Conduct Authority under UK laws, which differ from Australian laws. This document is issued and distributed by Insight Investment Australia Pty Ltd (ABN 69 076 812 381, AFSL 230541).