



UBS Tactical Beta Fund – Growth

May 2021

Fund description

The Fund is a diversified Australian and global portfolio with the long term neutral (or average) exposure to income and growth assets expected to be 30% / 70% respectively of the total portfolio.

Investment strategy

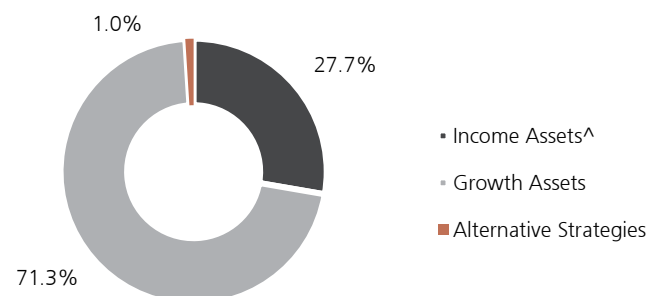
Our portfolio management team will build a diversified portfolio of income and growth assets largely by using exchange traded funds (ETFs), both onshore and offshore, index funds, cash funds and derivatives. They will tactically allocate between asset classes and currencies based on their relative value, whilst managing the overall risk and return of the portfolio. Currency exposure is actively managed through an overlay strategy to take advantage of mis-valuations that arise.

Investment return objective

The Fund aims to outperform (after management costs) the Benchmark over rolling five year periods. The Benchmark is based on the return on the market indices based on the Neutral Allocation of assets (refer to the individual asset class benchmark weights opposite in the 'Fund tactical and strategic allocations' graph).

Growth Income Asset split strategy

Tactical asset allocations



[^] Includes cash

Investment performance

Fund	1 month %	3 months %	1 year %	3 years % pa	5 years % pa	Since inception* % pa
Total return	1.39	6.43	22.44	8.12	8.43	8.99
Benchmark**	1.21	6.22	22.09	9.02	9.24	9.81
Added Value	0.18	0.21	0.35	(0.90)	(0.81)	(0.82)

*Inception date: 14 May 2012. **Neutral Allocation (refer to PDS).

Performance figures are net of ongoing fees and expenses. The performance figures quoted are historical, calculated using end of month redemption prices, and do not allow for the effects of income tax or inflation. Total returns assume the reinvestment of all distributions. Performance can be volatile and future returns can vary from past returns.


Fund information

Inception date	14 May 2012
Fund size	\$154.3 m
Management fee	0.29% pa
Indirect costs	0.04% pa ¹
Minimum initial investment	\$10,000 (via mFund and online application \$5,000)
Distributions	Quarterly
Buy/sell spread ²	+ 0.09% / - 0.09%
APIR code	UBS0037AU
mFund code	UAM08

¹ Estimate of the fees the Fund will incur through the Fund's investment in underlying funds. These fees and expenses will vary from time to time.

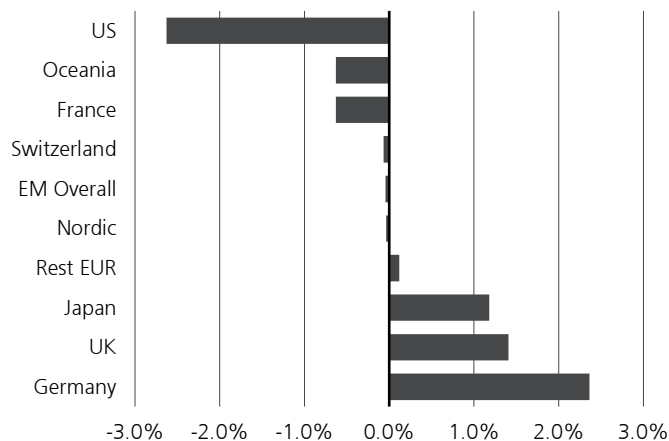
² Asset allocation includes derivatives used to hedge market exposures

Fund tactical and strategic allocations³

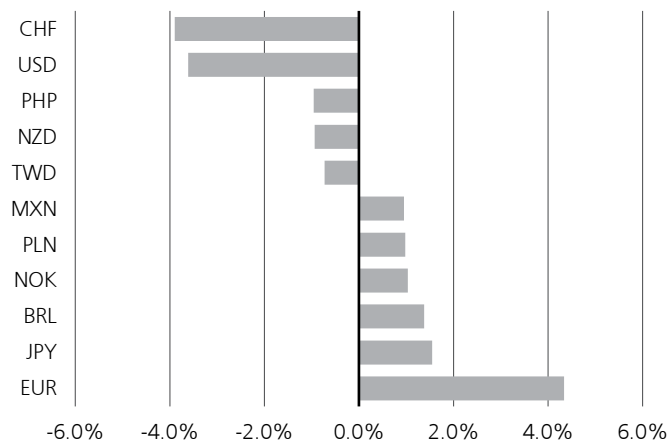


Active portfolio positioning

Equities (%)



Foreign currency (%)



Market review

Equities continued to rally in May while bond yields held relatively steady. Concerns that higher inflation could lead the US Federal Reserve to withdraw monetary stimulus brought intra-month volatility. The equity rally over the month was mainly driven by reflation trades and value stocks which have outperformed the technology sector and growth equities more broadly. We think the reflation trade has further room to run as there is more evidence of the broadening economic recovery and policy remains supportive. Government bond yields had a more muted month as compared to equities. IG corporate and high yields bonds produced positive returns and fared better than treasury bonds. EM debt also produced positive returns as commodity prices continued to rise.

Locally, Australian equities outperformed global equities and delivered positive return. Australian 10-year government bond decreased marginally over the month which was in line with the movement in US Treasury yields over the month. The Australian dollar strengthened against the US dollar aided by the US dollar weakness.

Performance review

After fees and expenses, the portfolio return of 1.39% (gross of fees return of 1.42%) in May outperformed the benchmark return of 1.21% by 18bps. At the end of May, the Fund's equity weight was 1.3% overweight relative to the benchmark. We maintained our exposure to pro-cyclical relative value trades such as US equal weighted relative to the US market cap index and increased our existing exposure to long European banks versus European equities earlier in the month. In addition, we added long global financial equities versus global equities which was a new trade we introduced toward the end of the month. In terms of regional equity views, we continue to hold a preference for UK, Germany, Japan and Europe over the US and Australian equities.

Duration was kept short relative to the benchmark over the month. We remained broadly neutral in Australian and US dollar duration and underweight to Europe and Japan and overweight to hard currency EM debt.

Foreign currency exposure was at 25.6% with key underweights in CHF, NZD, PHP, TWD, KRW, AUD and USD and overweights in BRL, EUR, JPY, SEK, MXN, NOK and PLN.

Asset allocation & security selection

Asset Allocation and currency decisions in aggregate contributed positively to the relative performance this month. Our preference for Europe versus the US and long European banks versus European equities, which we've added exposure to at the beginning of the month, both had a standout month followed by long US equal weighted relative to the US market cap index which also outperformed this month. This was partially offset by detractor from regional overweights to the UK and German equities. Long global financial equities versus global equities and overweight to Japan equities had a muted impact on relative performance this month. Duration positioning did not make a meaningful impact this month as rates volatility remained low. Overweight hard currency EM debt made a positive contribution to performance in May.

Active currency trades in aggregate were additive this month driven by positive contribution from our overweight to BRL as a rise in commodity prices facilitated its strengthening through May. Overweight to MXN, PLN and EUR also contributed positively while overweight to SEK and JPY and underweight to AUD and CHF did not make a meaningful impact to relative performance. This was partially offset by detractors from underweight to NZD, TWD, KRW and PHP. Lastly, our opportunistic exposure to REITs also contributed positively to the relative performance.

Outlook

Our outlook for stocks over the next 12 months remains positive. The economic recovery is likely to continue this year on the back of additional global fiscal stimulus, still accommodative financial conditions, and progress on the broad administration of effective COVID-19 vaccines. However, we believe much of the equity market returns in 2021 have been front-loaded, particularly in the US. The belly and long end of sovereign curves are serving as release valves for any signs of economic optimism as central bank commitments to keep policy rates low remain credible. We expect both increases in real rates and market-based measures of inflation compensation to contribute to further increases in yields.

Client Services

Telephone: (03) 9046 4041 Freecall: 1800 572 018 Email: ubs@unitregistry.com.au www.ubs.com/am-australia

Investors should consider the PDS and seek professional financial and taxation advice before deciding whether the product is appropriate for them and whether to acquire, or to continue to hold the investment. Your investment in the Fund does not represent deposits or other liabilities of UBS or any member company of the UBS Group including UBS Asset Management (Australia) Ltd (ABN 31 003 146 290) (AFS Licence No. 222605), the issuer of the Fund. Your investment is subject to investment risk, including possible delays in repayment and loss of income and capital invested. The repayment of capital or income is not guaranteed by any company in the UBS Group. Offers of interests in the Fund are contained in the Product Disclosure Statement dated 15 December 2020. The PDS is available from our website www.ubs.com/am-am-pds or by calling (03) 9046 4041.

The PDS for this fund is only available to persons receiving the PDS (electronically or otherwise) while physically in Australia, unless expressly authorised by us in writing. The offer does not constitute an offer or invitation in any place in which, or to any person to whom, it would be unlawful to make such an offer or invitation. This Fund (or the PDS) has not been registered under the laws of any jurisdiction outside Australia. The Fund may not be offered or sold in the United States of America or to 'U.S. Persons' (as defined in 'Regulation S' of the Securities Act of 1933, as amended).

This document may not be reproduced or copies circulated without prior authority from UBS Asset Management (Australia) Ltd.

