

PREMIUM ASIA INCOME FUND (ARSN 151 270 423)

MAY 2021
2 PAGES

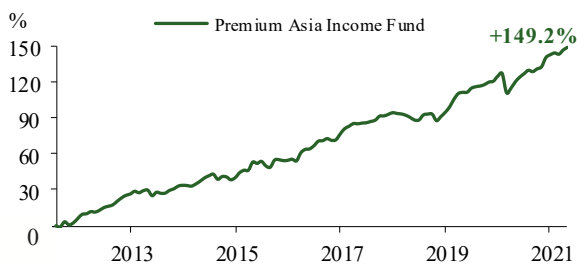
Investment objective

The Premium Asia Income Fund is a managed investment scheme seeking current income and some capital appreciation by investing mostly in a diversified portfolio of high yielding, sub investment grade securities and non-rated securities across a range of markets in Asia and the Middle East (the "Region"). The Fund may invest in sovereign debt and corporate debt issued by companies with main operations in or majority of their income derived from the Region. The Fund is expected to be hedged in Australian dollars within a range of 0% to 100% of the Fund's net asset value.

Fund facts

Investment type:	Registered managed investment scheme
Jurisdiction:	Australia
Fund manager:	Premium China Funds Management Pty Ltd
Investment manager:	Value Partners Hong Kong Limited
Responsible entity:	Equity Trustees Limited
Custodian:	Link Fund Solutions Pty Ltd
Auditor:	Ernst & Young
APIR code:	MAQ0782AU
Inception date:	31 August 2011
Fund size:	AUD 69.7 million ²
Dividend distribution:	Quarterly ¹

Performance since inception* ²



Performance update* ²

Premium Asia Income Fund	
One month	+0.9%
One year	+13.2%
Since inception (including distribution)	+149.2%
Annualised return	+9.8%
Annualised volatility	5.6%
Distribution (since inception)	134.3%

* Past performance is not indicative of future results.

Portfolio characteristics

As at 31 May 2021

Cash yield	7.10%
Yield to maturity / put ³	6.97%
Time to maturity, years	1.89
Modified duration, years	1.55
Number of bond positions	63

Unit Price: AUD 1.1487 Entry Price: AUD 1.1545 Exit Price: AUD 1.1430
Distribution: AUD 0.0171 (for the quarter ended 31 Mar 2021)

Manager's commentary

Portfolio Review:

Global markets remained range-bound in May, with the 10-year US treasury yield benchmark ending slightly lower for the month. In Asian credit markets, high yield outperformed the investment grade universe due to higher income. We continued to fine-tune our China property positions and deployed some capital into select industrial names. We expect to maintain the current allocations in the foreseeable future.

Strategy:

In May, the portfolio's AUD currency hedge was 96%. We will continue to monitor the AUD exposure and adjust our currency hedge as we see fit.

Outlook:

There have been increasing talks about potential inflation and Fed tapering after a series of strong US data. The Fed has reiterated its intention to keep interest rates low to ensure that the US economy can sustain the Fed's 2% inflation target. However, we believe long-term yields will rise gradually as the recovery continues, resulting in a steeper yield curve. It is therefore important to pay attention to the pace of the US recovery, its inflation rate, and employment numbers. The efficacy of the vaccine roll-out and the global pandemic situation will also have great implication for the pace and path of the current recovery.

Product composition

	%
Straight bond	72.9
Convertible bond	17.5
Cash	9.7
FX hedges	-0.1

¹ Normally, the Fund expects to make distributions out of its income on a quarterly basis, and out of its net capital gains annually after the end of June; the actual distribution an investor may receive is not guaranteed and dividend history is presented for reference only. ² Source: Link Fund Solutions Pty Ltd, Macquarie Investment Management Limited and Bloomberg, in AUD, NAV to NAV, with dividends reinvested. Performance data is net of all fees. Unless specified, all information contained on this report is quoted as at 31 May 2021. ³ Including FX hedge. Investment involves risks. Investors should read the Product Disclosure Statement for details and risk factors in particular those associated with investment in sub-investment grade securities and emerging markets.

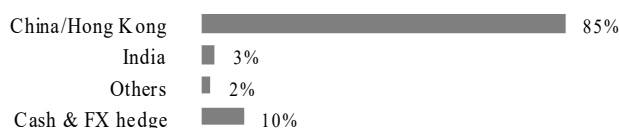
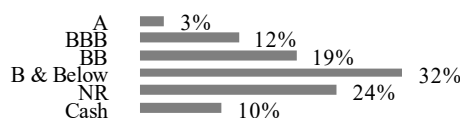
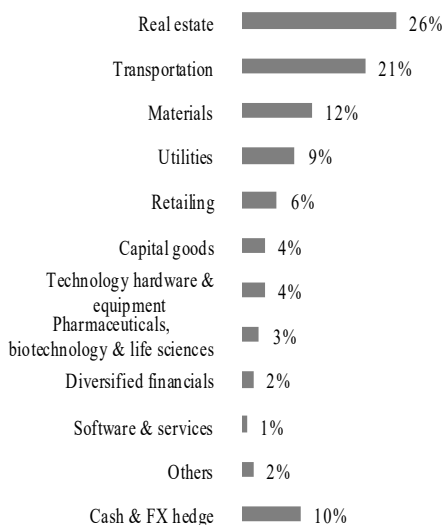
Annual performance since inception* 2

Year	2011 (August)	2012	2013	2014	2015	2016	2017	2018	2019	2020	2021 (YTD)
Performance	+2.4%	+22.5%	+6.2%	+3.9%	+11.6%	+11.3%	+12.4%	-1.0%	+15.4%	+8.9%	+3.6%

* Past performance is not indicative of future results.

Top 10 holdings

Name	Sector	Country	%
HK Xiangyu Investment	Transportation	China/Hong Kong	5.2
BJ Energy Intl	Utilities	China/Hong Kong	4.2
Angang Steel	Materials	China/Hong Kong	4.1
China International Marine Containers	Transportation	China/Hong Kong	3.9
Tongfang Aqua	Technology hardware & equipment	China/Hong Kong	3.7
GCL New Energy	Utilities	China/Hong Kong	3.4
Ronshine China	Real estate	China/Hong Kong	3.1
EHI Car Services	Transportation	China/Hong Kong	2.8
China Grand Automotive Services	Retailing	China/Hong Kong	2.8
Pacific Basin Shipping	Transportation	China/Hong Kong	2.7

Country allocation**Credit ratings****Industry exposure****Dividend history 1**


Ex-dividend date	Ex-dividend date NAV (AUD)	Dividend amount / unit (AUD)
31 Mar 2021	1.1217	0.017081
31 Dec 2020	1.1253	0.017137
30 Sep 2020	1.0869	0.016552
30 Jun 2020	1.0810	0.068941
31 Mar 2020	1.0836	0.016502
31 Dec 2019	1.1499	0.017511
30 Sep 2019	1.1463	0.017455
30 Jun 2019	1.1361	0.018285
29 Mar 2019	1.1228	0.017099
31 Dec 2018	1.0590	0.016127
28 Sep 2018	1.0868	0.016550
30 Jun 2018	1.0749	0.016369

Fee structure

Management fee	1.13% p.a. of Net Asset Value
Performance fee	No performance fee
Transaction costs	Buy: +0.50% of unit price for applications Sell: -0.50% of unit price for redemptions
Minimum subscription	Dependent on IDPS provider / AUD 25,000 direct
Dealing frequency	Daily

Value Partners - Senior investment staffs**Co-Chairmen & Co-Chief Investment Officers:**

Cheah Cheng Hye; Louis So

Senior Investment Directors: Norman Ho, CFA; Renee Hung*Fixed income investment team:***Chief Investment Officer, Fixed Income:** Gordon Ip, CFA**Investment Directors:** Elaine Hu; Edwin Kam, CFA**Currency breakdown**

Due to rounding, percentages shown may not add up to 100%.

Disclaimer: This report is issued by Premium China Funds Management ("Premium") for general information purposes only and does not take into account the investment objectives, financial situation or needs of any particular investor. Equity Trustees Limited ("Equity Trustees") ABN 46 004 031 298 AFSL No. 240975, is a subsidiary of EQT Holdings Limited, a publicly listed company on the Australian Securities Exchange (ASX:EQT), is the Responsible Entity of the Premium Asia Income Fund ("Fund"). The comments contained herein are expressions of belief only and should not be relied upon as authoritative or without the recipient's own independent verification or in substitution for the exercise of judgment by any recipient, and are subject to change without notice. Financial data herein are obtained from sources believed to be reliable. The views expressed are the views of Value Partners Hong Kong Limited ("Value Partners") and are subject to change based on market and other conditions. The information provided does not constitute investment advice and it should not be relied on as such. All materials have been obtained from sources believed to be reliable, but their accuracy is not guaranteed. This material contains certain statements that may be deemed forward-looking statements. Please note that any such statements are not guarantees of any future performance and actual results or developments may differ materially from those projected.

Neither Premium, Value Partners, Equity Trustees, nor any of its related parties, its directors or employees, provide warranty of accuracy or reliability in relation to information on this report or accepts liability to any person who relies on it.

Think Asia
Think Premium