

PERPETUAL WHOLESALE DIVERSIFIED INCOME FUND

December 2020



FUND FACTS

Investment objective: Aims to provide regular income and consistent returns above the Bloomberg AusBond Bank Bill Index (before fees and taxes) over rolling three-year periods by investing in a diverse range of income generating assets.

Benchmark: Bloomberg AusBond Bank Bill Index**

Inception date: October 2005

Size of fund: \$1,149.8 million as at 31 December 2020

APIR: PER0260AU

Mgmt Fee: 0.59% pa*

Benchmark Yield: 0.024% as at 31 December 2020

Suggested minimum investment period: Three years or longer

FUND BENEFITS

Provides investors with the potential for regular income, above cash returns and lower volatility than other income strategies through an actively managed, highly diversified and liquid investment.

FUND RISKS

All investments carry risk and different strategies may carry different levels of risk. The relevant product disclosure statement or offer document for a fund should be considered before deciding whether to acquire or hold units in that fund. Your financial adviser can assist you in determining whether a fund is suited to your financial needs.

TOTAL RETURNS % (AFTER FEES) AS AT 31 December 2020

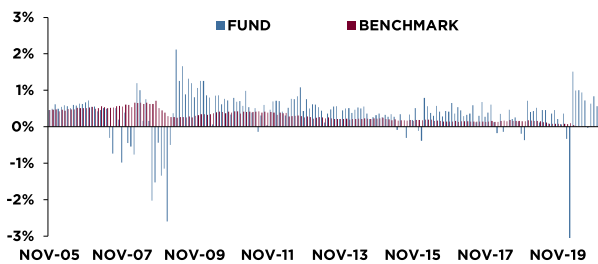
	1 MTH	3 MTHS	6 MTHS	1 YR	2 YRS PA	3 YRS PA	5 YRS PA	7 YRS PA	INCEPT PA
Perpetual Wholesale Diversified Income Fund	0.57	2.06	3.74	2.73	3.57	2.82	3.54	3.61	4.43
Bloomberg AusBond Bank Bill Index**	0.00	0.02	0.05	0.37	0.93	1.26	1.52	1.80	3.54

Please note: Performance for Perpetual's complete list of investment funds is available on www.perpetual.com.au. Past performance is not indicative of future performance.

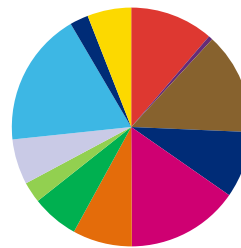
POINTS OF INTEREST

- Domestic credit spreads tighten; November rally slows.
- Corporate spreads outperform financials
- Yield curve stable; Steepens slightly.
- Primary market active early; Credit demand remains robust.
- Credit outlook improving; Remains positive.

MONTHLY PERFORMANCE SINCE INCEPTION

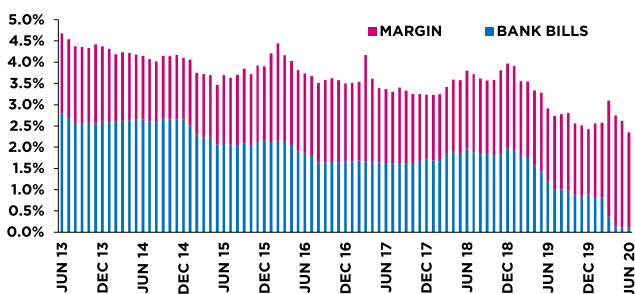


PORTFOLIO SECTORS



- ABS, 11.3%
- SUPRA, 0.0%
- STRUCTURED, 0.6%
- BANK, 13.8%
- CMBS, 9.0%
- CORPORATE, 15.2%
- FINANCE, 8.1%
- MORTGAGES, 0.0%
- OS BANK, 6.4%
- PROPERTY, 2.8%
- RMBS, 6.2%
- RMBS NC, 18.2%
- UTILITIES, 2.5%
- WRAPPED, 0.0%
- CASH, 5.9%

RUNNING YIELD



PORTFOLIO COMPOSITION

	BREAKDOWN
Senior Debt	67.42%
Subordinated Debt	26.26%
Hybrid Debt	6.32%
Core Component	89.08%
Plus Component	10.92%
% Geared	0.00%
Running Yield	2.09%
Portfolio Weighted Average Life	3.18 yrs
No. Securities	150

* Information on Management Costs (including estimated indirect costs) is set out in the Fund's PDS.

MARKET COMMENTARY

Financial markets continued to rally through December. Credit spreads and equity valuations continued to benefit from positive COVID-19 vaccine news and the positive reception to the resolution of the US presidential election in November. Equities and credit were further buoyed by the improving macroeconomic outlook for 2021. While markets reacted strongly to positive vaccine developments the continued surge of new coronavirus cases and mutations across the Europe and the US were largely ignored.

Domestic credit spreads tightened on aggregate. While financial spreads vacillated around recent averages, corporate spreads outperformed, continuing their November rally. Spreads in a number of industries that were severely impacted by COVID-19 restrictions including retail real estate, and universities performed well in spite of increased fears around COVID-19 spread in NSW towards the end of the month. Spreads in the energy sector also performed well as the oil price continued its recovery.

Interest rate dynamics were subdued as the RBA continued its 3-year yield curve control activity and held the overnight cash rate firm at the effective lower bound. The yield curve steepened slightly as risk appetites increased in recognition of the improving macroeconomic outlook.

The primary issuance market was active through the first week of December before tapering in line with seasonal expectations. The busy fortnight of issuance was led by a \$1.45B 5-year senior unsecured deal from Macquarie Bank which priced tighter than initial guidance. Improved conditions brought two universities to the market in early December with the University of Wollongong (\$200M) and the University of Western Sydney (\$200M) issuing notes. NBN Co followed up its November inaugural issuance with a \$400M 10-year deal which was met with slightly less demand. Goodman Australia Industrial Partnership issued an eight year, \$400M fixed rate note. In the securitisation market, automotive ABS deals from Metro Finance (\$300M) and Pepper (\$615.9M) were priced in the second week of December. Overall, the domestic credit market ended the year in striking distance of annual issuance records despite significant interruptions earlier in the year.

PORTFOLIO COMMENTARY

Income return was a significant contributor to outperformance during December. The portfolio continued to collect running income in excess of the benchmark. This contribution from positive carry primarily came from non-financial corporates, RMBS and domestic banks. The portfolio running yield at month end was 2.09% with the spread measured at 2.04% above the benchmark.

Credit Spread tightening was the key contributing factor in outperformance. Credit spreads continued to tighten although less dramatically than during the November rally. Credit spreads benefitted from improving macro expectations and investor confidence following the US presidential election and COVID vaccine news. Domestic spreads were resilient in late December as travel restrictions were reintroduced to combat the spread of COVID-19 in New South Wales. On aggregate, corporate credit outperformed financial spreads. Portfolio allocations to non-financial corporates and property alongside domestic and offshore banks were the main contributors to outperformance.

Portfolio risk was actively managed throughout the month. Portfolio positioning was consolidated following the strong November rally. The manager took the opportunity to de-risk the portfolio in a number of ways. Allocation to AAA credit and cash was increased. The manager moved up the capital structure, increasing allocation to senior debt. Portfolio weighted average life was also selectively shortened.

Primary issuance was subdued in line with seasonal expectations. The manager took part in new automotive ABS deals from Metro Finance and Pepper. Sector allocation was actively managed with exposure to ABS, Utilities and Non-bank Financials increased while Domestic Banks and non-financial corporate exposures were trimmed. The portfolio remains well positioned with strong defensive attributes while maintaining the capacity to take advantage of relative value opportunities in 2021.

OUTLOOK

The credit outlook has continued to improve and remains positive.

Valuation indicators are slightly positive. Domestic and international spreads remain in range of medium-term averages. Cross currency swap levels are positive for the valuation outlook.

Macro indicators are marginally negative. The macro outlook has improved significantly over the last months of 2020. Expectations for economic growth have risen on the back positive vaccine news and the US election result. Conditions remain supportive for equity capital raising which has a slightly positive impact on the macro outlook. Credit downgrades remain the main impediment to the macro outlook.

Supply and demand factors remain supportive for spreads. Credit supply is being impacted by seasonal factors and domestic banks' access to the RBA's Term Funding Facility. Market positioning and technical indicators remain marginally positive. Increasing US credit and equity valuations alongside equity volatility are also supportive for spreads.

The outlook for credit spreads is positive. The macroeconomic outlook has improved while central bank support and improved trading conditions continue to support valuations. The team remains well positioned to exploit relative value opportunities while defending capital.

This publication has been prepared by Perpetual Investment Management Limited (PIML) ABN 18 000 866 535, AFSL No 234426. It is general information only and is not intended to provide you with financial advice or take into account your objectives, financial situation or needs. You should consider, with a financial adviser, whether the information is suitable for your circumstances. To the extent permitted by law, no liability is accepted for any loss or damage as a result of any reliance on this information. The PDS for the relevant fund, issued by PIML, should be considered before deciding whether to acquire or hold units in that fund. The PDS can be obtained by calling 1800 022 033 or visiting our website www.perpetual.com.au. No company in the Perpetual Group (Perpetual Group means Perpetual Trustees Australia Limited ABN 86 000 431 827 and its subsidiaries) guarantees the performance of any fund or the return of any investor's capital.

Total return shown for the fund(s) have been calculated using exit prices after taking into account all of Perpetual's ongoing fees and assuming reinvestment of distributions. No allowance has been made for entry or exit fees or taxation (except in the case of superannuation funds, as applicable).

Past performance is not indicative of future performance.

** UBS Australian Bond Index changed to Bloomberg AusBond Bank Bill Index effective 26 September 2014

MORE INFORMATION

Adviser Services 1800 062 725
Investor Services 1800 022 033
Email investments@perpetual.com.au
www.perpetual.com.au

