

Product Profile

Product Details

Fund Assets	\$32,580,496.59
Fund Inception Date	05/08/2009
Number of Securities Including Cash	102
Base Currency	AUD
Investment Style	Multi-Sector
ARSN	137 298 714

Overview¹

- High alpha-seeking, multi-sector global fixed income fund that may invest across the entire global fixed income opportunity set, including government, securitised and corporate sectors. Below investment-grade exposure is limited to no more than 50% of portfolio net assets at the time of investment.
- Tracking Error: 400–700* basis points (annualised, gross of fees)
- Alpha: 400–700* basis points (annualised, gross of fees)
- The Fund is hedged into AUD against movements in the value of the U.S. dollar

Performance Data

Average Annual Total Returns (Institutional, AUD %)²

	3 Mths	YTD	1 Yr	3 Yrs	5 Yrs	10 Yrs	Since Inception (05/08/2009)
Franklin Templeton Multisector Bond Fund - I Class - Gross of Fees	-12.65	-12.74	-16.09	-9.29	-5.15	0.81	3.79
Franklin Templeton Multisector Bond Fund - I Class - Net of Fees	-12.77	-12.99	-16.55	-9.84	-5.76	0.14	3.09
Bloomberg Multiverse (Hedged into AUD) Index	-4.93	-9.66	-9.63	-1.66	0.78	3.21	4.73
Operationally Hedged Bloomberg (USD Returns Translated into AUD) Index	-8.80	-14.33	-15.74	-3.72	-0.91	1.12	3.09

Average Annual Total Returns (Wholesale, AUD %)³

	3 Mths	YTD	1 Yr	3 Yrs	5 Yrs	10 Yrs	Since Inception (02/09/2009)
Franklin Templeton Multisector Bond Fund - W Class - Gross of Fees	-12.67	-12.91	-16.25	-9.35	-5.19	0.79	3.84
Franklin Templeton Multisector Bond Fund - W Class - Net of Fees	-12.86	-13.29	-16.97	-10.15	-6.04	-0.12	2.89
Bloomberg Multiverse (Hedged into AUD) Index	-4.93	-9.66	-9.63	-1.66	0.78	3.21	4.61
Operationally Hedged Bloomberg (USD Returns Translated into AUD) Index	-8.80	-14.33	-15.74	-3.72	-0.91	1.12	2.96

1. There is no assurance that the fund will achieve its investment objectives. The fund is managed in a benchmark-unconstrained manner, so the expected risk and return profile is provided solely to illustrate the manager's expectations with respect to fund characteristics, based on the fund's historical experience during normal market conditions. **Past performance is not an indicator or a guarantee of future performance. Thus, the characteristics do not take into account future market risks or changing economic conditions and are not a prediction or guarantee of future performance.** An investor in the fund may experience significantly different risk and return characteristics including greater volatility, higher tracking error and lower returns than the expected characteristics, including the potential for loss of principal amounts invested. Risk and return characteristics do not take into account management fees or other expenses an investor would incur in the management of its account, which would reduce any returns and affect the risk characteristic measurements.

2,3. Periods of more than one year are annualised. **Past performance is not an indicator or a guarantee of future performance.**

Calendar Year Returns (Wholesale, AUD %)

	2021	2020	2019	2018	2017	2016	2015	2014	2013	2012
Franklin Templeton Multisector Bond Fund - W Class - Gross of Fees	-4.64	-5.08	-2.93	0.20	3.97	7.60	-2.12	3.99	8.49	24.54
Franklin Templeton Multisector Bond Fund - W Class - Net of Fees	-5.45	-5.93	-3.82	-0.73	3.01	6.61	-3.03	3.03	7.50	23.44
Bloomberg Multiverse (Hedged into AUD) Index	-1.39	5.07	7.43	1.46	4.04	5.80	3.22	10.05	2.55	10.12
Operationally Hedged Bloomberg (USD Returns Translated into AUD) Index	-4.65	8.44	6.11	-1.48	8.35	4.11	-1.07	3.07	0.17	8.74

Portfolio Manager Insight

Market Review

- Sovereign bond yields continued their upward trend across much of the world during 2022's second quarter as many major central banks embarked on or accelerated policy rate hikes and unveiled plans to reduce their balance sheets.
- Elevated inflation remained a concern for central banks in multiple regions around the world. The US Federal Reserve (Fed) continued its tightening cycle during the quarter, hiking the policy rate 50 basis points (bps) in May and 75 bps in June, bringing the upper bound of its target rate range to 1.75%. The yield on the 10-year US Treasury note reached a peak at 3.48% on 14 June and ended the period 68 bps higher at 3.02%.
- The US dollar (USD) gained strength against almost all other currencies during the quarter in tandem with the Fed's hawkish stance.

Performance Review

- In the second quarter of 2022, currency positions detracted from the portfolio's absolute performance, as did overall credit exposures and interest-rate strategies.
- Positions in the South Korean won, Chilean peso, Argentine peso, Brazilian real, Chinese yuan, Colombian peso, Indian rupee, Indonesian rupiah, New Zealand dollar and Ghanaian cedi against the USD detracted from the portfolio's absolute results, as did positions in the Norwegian krone and Swedish krona against the euro. However, its position in the Canadian dollar against the euro contributed to absolute performance.
- The portfolio maintained a defensive approach regarding interest rates in developed markets, while holding duration exposures in select emerging markets. Duration exposures in Argentina and Ghana detracted from absolute results.
- Subinvestment-grade sovereign credits detracted from the portfolio's absolute return.

Outlook & Strategy

- The Russia-Ukraine war has added a layer of uncertainty to global growth and financial markets. While we expect moderation in the pace of global growth, the conflict in Ukraine is likely to have heterogeneous impacts on economic momentum in different regions and countries.
- We continue to expect inflation to remain above historical averages. Disruptions to commodity markets and trade flows should continue adding to price pressures in Europe, with varying impacts on inflation regionally.
- We expect developed market sovereign bonds to face continued headwinds amid the global tightening cycle, while certain emerging markets that have stayed ahead of the curve by maintaining already high rates or hiking rates ahead of others should be in a stronger position.

Portfolio Characteristics^{a,b,4,c}

	Portfolio	Bloomberg Multiverse (Hedged into AUD) Index
Number of Securities Including Cash	102	32119
Yield to Maturity	8.94%	3.22%
Average Credit Quality ⁵	BBB+	AA-
Average Duration	1.40 Yrs	6.87 Yrs
Average Weighted Maturity	3.57 Yrs	8.65 Yrs

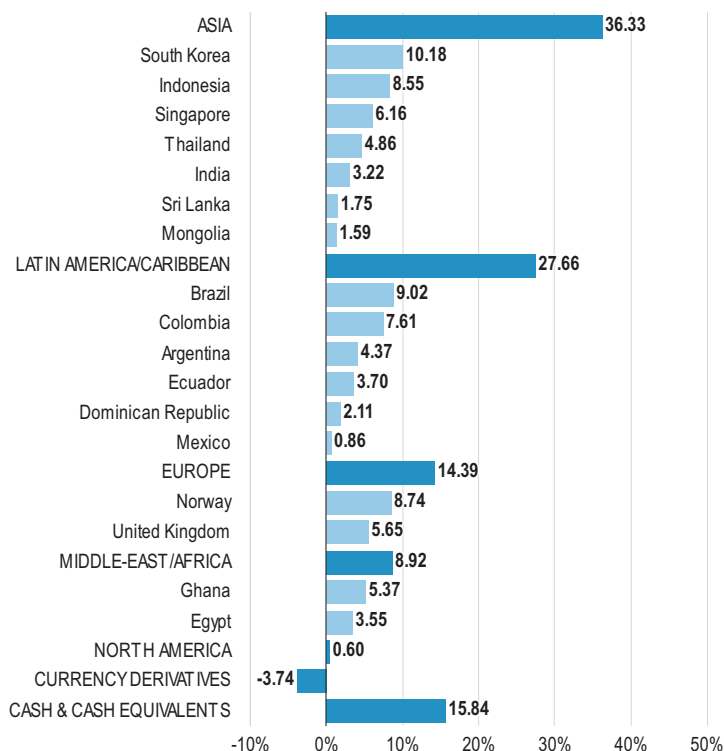
4,5. The average credit quality (ACQ) rating may change over time. The portfolio itself has not been rated by an independent rating agency. The letter rating, which may be based on bond ratings from different agencies (or internal ratings for unrated bonds, cash and equivalents), is provided to indicate the average credit rating of the portfolio's underlying investments and generally ranges from AAA (highest) to D (lowest). For unrated bonds, cash and equivalents, ratings may be assigned based on the ratings of the issuer, the ratings of the underlying holdings of a pooled investment vehicle, or other relevant factors. The ACQ is determined by assigning a sequential integer to all credit ratings AAA to D, taking a simple, asset-weighted average of investments by market value and rounding to the nearest rating. The risk of default increases as a bond's rating decreases, so the ACQ provided is not a statistical measurement of the portfolio's default risk because a simple, weighted average does not measure the increasing level of risk from lower-rated bonds. The ACQ may be lower if cash and equivalents are excluded from the calculation. The ACQ is provided for informational purposes only. Derivative positions are not reflected in the ACQ.

For Wholesale Clients and Sophisticated Investor Use Only. Not for Distribution to Retail Investors.

Portfolio Diversification^a

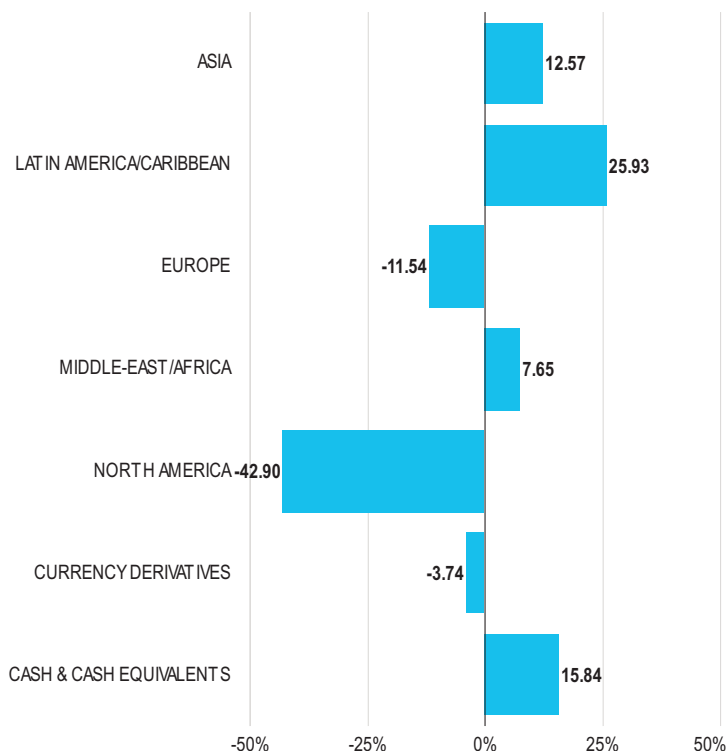
Geographic Allocation^d

Market Value—Percent of Total



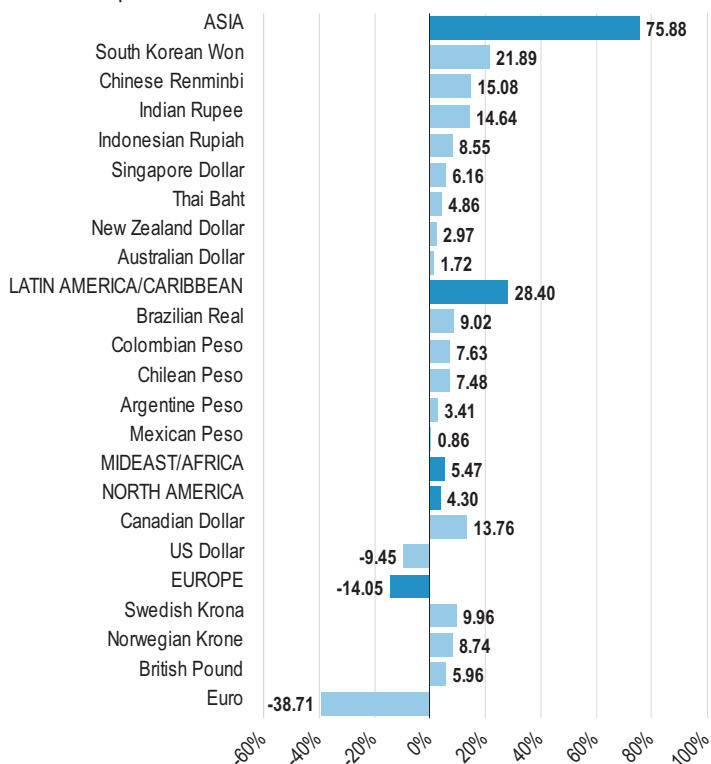
Geographic Allocation vs. Bloomberg Multiverse (Hedged into AUD) Index^d

Market Value—Percent of Total



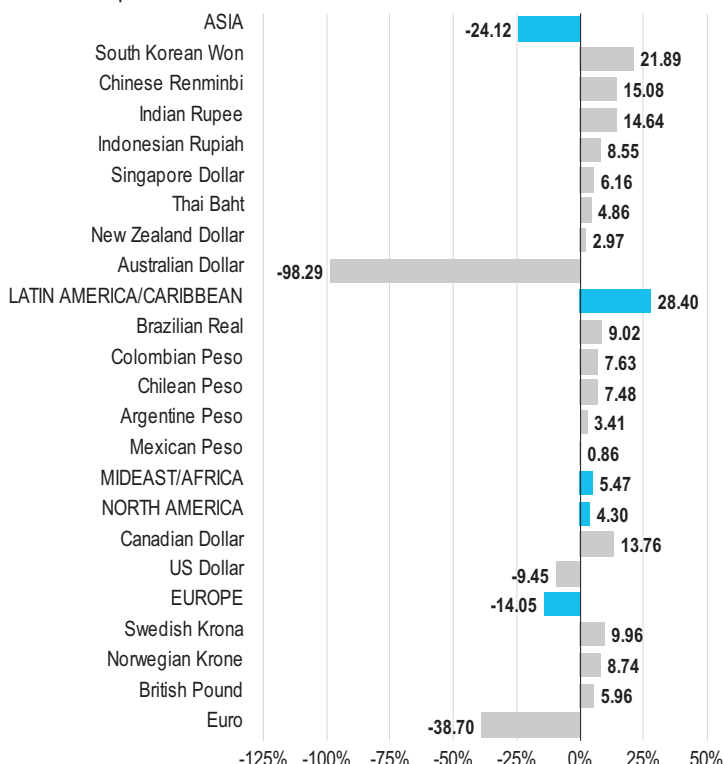
Currency Exposure^e

Notional Exposure—Percent of Total



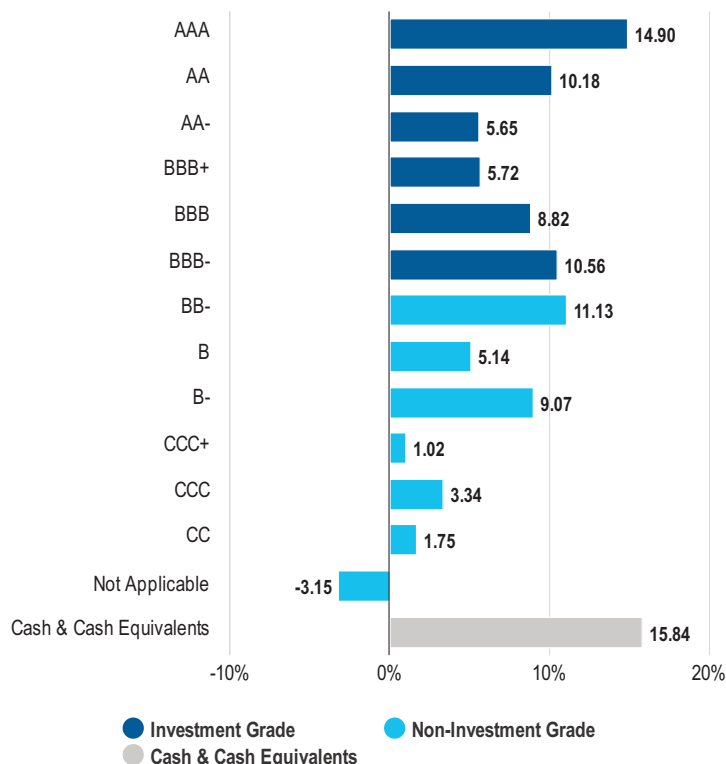
Currency Exposure vs. Bloomberg Multiverse (Hedged into AUD) Index^e

Notional Exposure—Percent of Total



Credit Quality Allocation^d

Market Value—Percent of Total

**Performance Statistics****Performance Statistics (AUD)^e**

	3 Yrs	5 Yrs	10 Yrs	Since Inception
Standard Deviation (%)				
Franklin Templeton Multisector Bond Fund	9.04	8.38	7.55	8.84
Bloomberg Multiverse (Hedged into AUD) Index	3.91	3.43	3.14	3.06
Tracking Error (%)	9.26	8.67	7.63	8.86
Information Ratio	-0.92	-0.79	-0.44	-0.23
Sharpe Ratio				
Franklin Templeton Multisector Bond Fund	-1.17	-0.84	-0.31	-0.03
Bloomberg Multiverse (Hedged into AUD) Index	-0.53	-0.06	0.30	0.57

Investment Philosophy

We believe that a portfolio built around a diversified set of active management positions has the potential to generate the most attractive information ratios over a full market cycle. We seek to accomplish this by implementing a large number of small, low-correlated active positions, in order to reduce the risk of poor performance from any single active position. We look to keep this strategy benchmark aware but unconstrained, seeking to reap the full benefits of our global fixed income expertise. Our global framework, significant bottom-up resources and integrated quantitative group allow us to identify market inefficiencies which we seek to exploit while utilising a disciplined risk management process.

Investment Process

Franklin Templeton Global Multisector's value-based investment style combines the qualitative analysis of macroeconomic factors with sophisticated quantitative tools in a benchmark-agnostic yet risk-controlled framework. Our investment process is structured to pursue diversified sources of alpha across securities, sectors and global markets. We aim to add value by exploiting market inefficiencies through both top-down allocation decisions and bottom-up security selection on a tactical and strategic basis. Qualitative analysis is used in identifying secular trends and evaluating each of the factors that affect countries, currencies and sectors. Proprietary and non-proprietary systems provide the framework to manage these components and understand the sources of risk and expected returns.

Country and Duration Decision

- Combine fundamental analysis and econometric models to determine what we consider the optimal country, duration and yield curve strategy.
- Analysis of fundamental factors includes: monetary and fiscal policy, the economic cycle, macroeconomic disequilibria, political influences, valuations, as well as technical factors.

6. Information Ratio and Tracking Error information are displayed for the product versus the Bloomberg Multiverse (Hedged into AUD) Index.

For Wholesale Clients and Sophisticated Investor Use Only. Not for Distribution to Retail Investors.

Currency Decision

- Currency managed as a separate asset class, although influenced by similar macroeconomic factors as duration positioning.
- Currency views expressed tactically or on a longer-term strategic basis.

Sector Decision

- Determine relative value of sovereign and non-sovereign debt around the globe.
- Quantitative tools used to determine return expectations and volatility expectations across the term structure of credit spreads, allowing us to make relative value judgments between various sectors.

Security Selection

- Dedicated sector specialists focus on distinct segments of the market.
- Sector specialist teams identify specific issues they consider undervalued for investment within each sector, setting price targets and investment time horizons.
- Use bottom-up strategies involving the relative value analysis of comparable instruments and selection of specific securities that we believe have the best expected risk/return trade-off.

Investment Team

Portfolio Manager	Years with Firm	Years Experience
Michael Hasenstab, Ph. D.	23	27
Calvin Ho, Ph. D.	17	17

Important Legal Information

Franklin (the "Firm") is a global investment management group that manages equity, fixed income, balanced accounts, REIT funds, private funds, as well as multi-asset strategies, fund-of-fund portfolios, risk premia strategies, ETFs, GCC fixed income and Sukuk strategies for institutional and retail clients. For multi-asset strategies and fund-of-fund portfolios, the Firm may invest in various investment strategies advised by registered investment advisory entities within Franklin Resources, Inc. or unaffiliated investment managers. The Firm includes Franklin Templeton Multi-Asset Solutions (FTMAS), Franklin Mutual Advisers (FMA), Franklin LibertyShares® ETFs and Franklin Venture Partners in addition to Franklin Equity Group, Franklin Templeton Fixed Income Group, and Templeton Global Macro. Effective 1 October 2020, Franklin Templeton Multi-Asset Solutions and QS Investors combined to form Franklin Templeton Investment Solutions. Assets from QS Investors are not included in the Franklin Firm Definition. In addition, the Firm excludes wrap-fee and non-wrap-fee accounts managed by Franklin Separately Managed Accounts and alternative strategies managed by K2. The Firm is comprised of individuals representing various registered investment advisories of Franklin Resources, Inc., a global investment organization operating as Franklin Templeton.

Franklin Templeton Multisector Bond Fund consists of all portfolios managed on a fully discretionary basis with an investment objective that seeks to provide superior risk adjusted returns by identifying sources of high current income worldwide, while capitalizing on global interest rate and currency trends. Under normal market conditions, the strategy invests in a portfolio of fixed and floating rate debt securities and debt obligations (including convertible bonds) of governments, government-related or corporate issuers worldwide as well as in certain financial derivative instruments for investment purposes. In addition, the strategy may invest in investment grade and non-investment grade debt securities. The portfolio may also utilise financial derivative instruments dealt in either regulated or over-the-counter markets for investment purposes. These financial derivative instruments which are used on a less frequent basis may include swaps (such as credit default swaps or total return swaps), forwards and cross forwards, futures contracts (including those on government securities), as well as options. The strategy takes tactical exposure to various foreign currencies, through the use of foreign currency forward contracts and cross forwards, futures contracts and currency options. Use of financial derivative instruments may result in negative exposures in a specific yield curve/duration, currency, or credit.

Performance returns are shown gross and net of fees and assume the reinvestment of distributions. Returns for periods less than or equal to one year are cumulative and returns for periods greater than one year are annualised.

The Bloomberg Multiverse Index is a market value weighted fixed income index comprised of investment-grade and high-yield securities from global and regional fixed income markets. The benchmark is broadly indicative of the style of the composite and is provided for comparative purposes only to represent the investment environment existing during the time periods shown. Indexes are unmanaged, and one cannot invest directly in an index. They do not reflect any fees, expenses or sales charges.

CFA® and Chartered Financial Analyst® are trademarks owned by CFA Institute.

Source: FactSet. Important data provider notices and terms available at www.franklintempletondatasources.com.

- a. All holdings are subject to change.
- b. Yield to Maturity, Average Duration and Average Weighted Maturity reflect certain derivatives held in Portfolio (or their underlying reference assets).
- c. Yield figures quoted should not be used as an indication of the income that has or will be received. Yield figures are based on the portfolio's underlying holdings and do not represent a payout of the portfolio. **Past performance is not an indicator or a guarantee of future performance.**
- d. Market value figures reflect the trading value of the investments. Portfolio breakdown percentages may not total 100% and may be negative due to rounding, use of any derivatives, unsettled trades or other factors.
- e. Notional exposure figures are intended to estimate the portfolio's exposure, including any hedged or increased exposure through certain derivatives held in the portfolio (or their underlying reference assets). Portfolio breakdown percentages may not total 100% and may be negative due to rounding, use of any derivatives, unsettled trades or other factors.

This document is for wholesale/institutional investors only. It is not directed at private individuals and in no way does it constitute investment advice.

This publication is issued for information purposes only and does not constitute investment or financial product advice. It expresses no views as to the suitability of the services or other matters described in this document as to the individual circumstances, objectives, financial situation, or needs of any recipient. You should assess whether the information is appropriate for you and consider obtaining independent taxation, legal, financial or other professional advice before making an investment decision.

Any research and analysis contained in this publication has been procured by the issuer for its own purposes and may be acted upon in that connection and, as such, is provided to you incidentally. The underlying assumptions and these views are subject to change without notice. The value of investments and the income from them can go down as well as up and you may not get back the full amount that you invested.

Past performance is not an indicator nor a guarantee of future performance. Any prediction, projection or forecast on the economy, stock market, bond market or the economic trends of the markets is not necessarily indicative of the future or likely performance. Neither Franklin Templeton Australia, nor any other company within the Franklin Templeton group guarantees the performance of any Fund, nor do they provide any guarantee in respect of the repayment of your capital.

Please read the relevant Product Disclosure Statements (PDSs) and any associated reference documents before making an investment decision. In accordance with the Design and Distribution Obligations and Product Interventions Powers requirements, we maintain Target Market Determinations (TMD) for each of our Funds. All documents can be found via www.franklintempleton.com.au or by calling 1800 673 776.

To make an initial investment in Franklin Templeton Multisector Bond Fund in accordance with the TMD, a retail investor must have received appropriate financial advice. Please call our Client Services team at 1800 673 776 to obtain the Application Form.

Issued by Franklin Templeton Australia Limited (ABN 76 004 835 849, AFSL 240827) which is part of Franklin Resources, Inc. Franklin Templeton Australia Limited is the investment manager of the Franklin Templeton Multisector Bond Fund (ARSN 137 298 714).

© Copyright Franklin Templeton Australia Limited. You may only reproduce, circulate and use this document (or any part of it) with the consent of Franklin Templeton Australia Limited.



Franklin Templeton Australia Limited
Level 47
120 Collins Street
Melbourne Vic 3000
1800 673 776
franklintempleton.com.au

88 Phillip Street
Sydney NSW 2000
1800 673 776

For Wholesale Clients and Sophisticated Investor Use Only. Not for Distribution to Retail Investors.