


ECP Growth Companies Fund

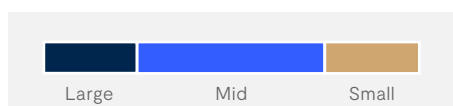
Fund report | June 2022

ECP


Capital growth vs income



Mid cap bias



Investment style



Key facts

Investment strategy

A high conviction, Australian equities portfolio designed to deliver alpha above benchmark

Investment objective

Outperform index by over 2-4% p.a. over 5 years

Benchmark index

S&P/ASX 300 Accumulation Index

Fund Manager

ECP Asset Management

Inception date

Jan 2020 (strategy commenced 2012)

Management fee

0.90% p.a.¹

Performance fee

15.375% of benchmark outperformance¹

Number of stocks

Typically 25-30

Ratings

Lonsec Highly Recommended
Zenith Recommended

Platforms

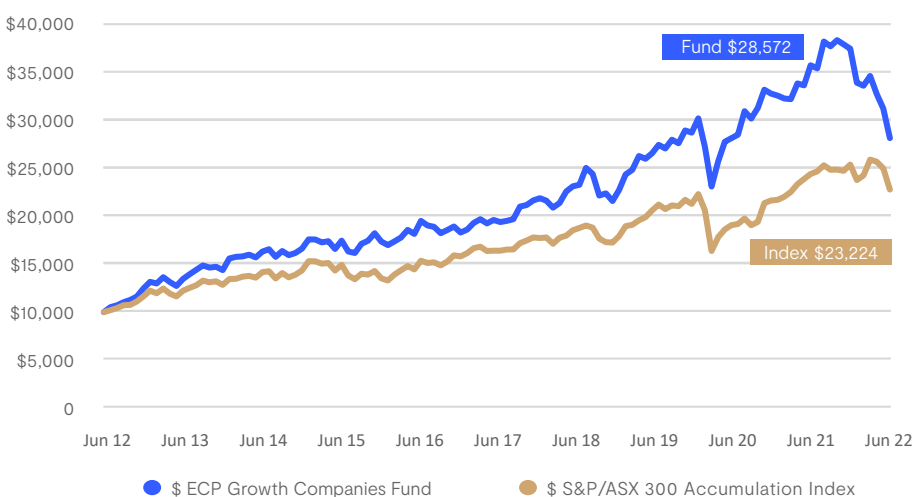
BT, BT Panorama, Netwealth, Powerwrap, Wealth O2, Praemium, Hub24, Macquarie, North

Performance*

At month end	1 mth	3 mth	6 mth	1 yr	3 yr	5yr	Incep.*
ECP Growth Companies Fund	-10.0	-18.8	-25.0	-21.4	2.0	7.6	11.2
S&P/ASX 300 Accumulation Index	-9.0	-12.2	-10.4	-6.8	3.4	6.9	8.9
Outperformance	-1.0	-6.6	-14.7	-14.6	-1.5	0.7	2.3

*(% returns greater than one year are per annum) | *Inception of the ECP Growth Companies Fund for performance calculation purposes is 31 July 2012 (based on the underlying strategy ECPAM All Cap strategy returns).

Performance comparison of \$10,000 since inception



Monthly commentary

Resmed (RMD) performed well in June after competitor Philips provided an update on the progress of its highly disruptive recall process. While RMD has not been able to fully capitalise on market share gains due to chip shortages, it is becoming evident that the recall will affect Philips for longer than initially anticipated. RMD also announced the acquisition of German SaaS business Medifox for US\$1b. The acquisition extends Resmed's US-based Software strategy into Europe as a healthcare software solutions provider, supporting caregivers in managing route planning, documentation, information systems as well as billing and admin systems. Resmed is aiming to deliver significant value to healthcare providers through efficient resource management as well as a become a source of referral business. The acquisition appears only mildly accretive in the short term, though we are supportive of the long term vision that it is building towards.

Block Inc (SQ2) detracted during the month with price action linked to a number of negative crypto-market events and resulting drawdown in the Bitcoin price. Despite Bitcoin price correlation with SQ's share price, we find the link in fundamental value unwarranted and driven by a general misattribution of the importance of the crypto currency to SQ's business. In fact, our forecasts suggest less than 2% of SQ's group gross profit is driven by the spread it makes from the buying and selling of Bitcoin within it's Cash App segment, demonstrating the immateriality of SQ's equity value to the Bitcoin price.

Sector allocation.....

GICS sector	ECP %	Index %	+/- %
Communication Services	10.45	4.78	5.67
Consumer Discretionary	17.76	6.72	11.04
Consumer Staples	2.73	5.00	-2.27
Energy	0.00	6.32	-6.32
Financials	26.05	25.68	0.37
Health Care	17.06	9.63	7.44
Industrials	0.00	6.36	-6.36
Information Technology	10.62	3.52	7.10
Materials	9.29	23.98	-14.68
Real estate	0.00	6.71	-6.71
Utilities	0.00	1.31	-1.31
Cash	6.03	-	-
Total	100.0%	100.0%	-

Top 10 holdings

Company	Weight %
GQG PARTNERS	7.80
CSL	6.78
RIO TINTO	5.40
DOMINO'S PIZZA	5.27
HUB24	5.25
NETWEALTH	4.94
RESMED	4.93
REA GROUP	4.68
BLOCK	4.44
LOVISA	4.38

Key contributors

Company	Weight %
RESMED	4.59
REA GROUP	4.29

Why ECP?

-  A highly rated Australian equity investment capability available to Australian investors through Copia
-  Fund investment strategy has a strong record of performance since inception
-  Fund aims to boost portfolio performance by capturing the alpha of selected Australian companies as they grow
-  High conviction, all cap approach may blend well with other highly diversified investment strategies such as passive funds or ETFs

Key detractors.....

Company	Weight %
BLOCK	4.44
GQG PARTNERS	7.80
HUB24	5.25

Portfolio metrics (5yr).....

Portfolio IRR	14.00
Beta	1.00
Downside capture	1.05

Contact Copia

 1800 442 129  clientservices@copiapartners.com.au  copiapartners.com.au

¹ inclusive of GST, net of RITC

Disclaimer: The total return performance figures quoted are historical, calculated using hard close, end-of-month mid-prices and do not allow for the effects of income tax or inflation. Total returns assume the reinvestment of all distributions. The performance is quoted net of all fees and expenses. The index does not incur these costs. This information is provided for general comparative purposes. Past performance is not a reliable indicator of future performance. Positive returns, which the ECP Growth Companies Fund (the Fund) is designed to provide, are different regarding risk and investment profile to index returns. This document is for general information purposes only and does not take into account the specific investment objectives, financial situation or particular needs of any specific individual. As such, before acting on any information contained in this document, individuals should consider whether the information is suitable for their needs. This may involve seeking advice from a qualified financial adviser. Copia Investment Partners Ltd (AFSL 229316, ABN 22 092 872 056) (Copia) is the issuer of the ECP Growth Companies Fund. A current PDS is available from Copia located at Level 25, 360 Collins Street, Melbourne Vic 3000, by visiting ecpam.com or by calling 1800 442 129 (free call). A person should consider the PDS before deciding whether to acquire or continue to hold an interest in the Fund. Any opinions or recommendations contained in this document are subject to change without notice and Copia is under no obligation to update or keep any information contained in this document current. The rating issued September 2021 APIR OPS2991AU is published by Lonsec Research Pty Ltd ABN 11 151 658 561 AFSL 421 445 (Lonsec). Ratings are general advice only, and have been prepared without taking account of your objectives, financial situation or needs. Consider your personal circumstances, read the product disclosure statement and seek independent financial advice before investing. The rating is not a recommendation to purchase, sell or hold any product. Past performance information is not indicative of future performance. Ratings are subject to change without notice and Lonsec assumes no obligation to update. Lonsec uses objective criteria and receives a fee from the Fund Manager. Visit lonsec.com.au for ratings information and to access the full report. © 2022 Lonsec. All rights reserved. The Zenith Investment Partners (ABN 27 103 132 672, AFS Licence 226872) ("Zenith") rating (assigned APIR OPS2991AU June 2022) referred to in this piece is limited to "General Advice" (s766B Corporations Act 2001) for Wholesale clients only. This advice has been prepared without taking into account the objectives, financial situation or needs of any individual, including target markets of financial products, where applicable, and is subject to change at any time without prior notice. It is not a specific recommendation to purchase, sell or hold the relevant product(s). Investors should seek independent financial advice before making an investment decision and should consider the appropriateness of this advice in light of their own objectives, financial situation and needs. Investors should obtain a copy of, and consider the PDS or offer document before making any decision and refer to the full Zenith Product Assessment available on the Zenith website. Past performance is not an indication of future performance. Zenith usually charges the product issuer, fund manager or related party to conduct Product Assessments. Full details regarding Zenith's methodology, ratings definitions and regulatory compliance are available on our Product Assessments and at <http://www.zenithpartners.com.au/RegulatoryGuidelines>