
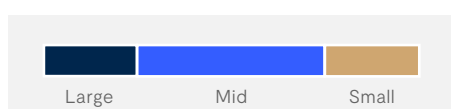



## Capital growth vs income .....



## Mid cap bias .....



## Investment style .....



## Key facts .....

### Investment strategy

A high conviction, Australian equities portfolio designed to deliver alpha above benchmark

### Investment objective

Outperform index by over 2-4% p.a. over 5 years

### Benchmark index

S&P/ASX 300 Accumulation Index

### Fund Manager

ECP Asset Management

### Inception date

Jan 2020 (strategy commenced 2012)

### Management fee

0.90% p.a.<sup>1</sup>

### Performance fee

15.375% of benchmark outperformance<sup>1</sup>

### Number of stocks

Typically 25-30

### Ratings

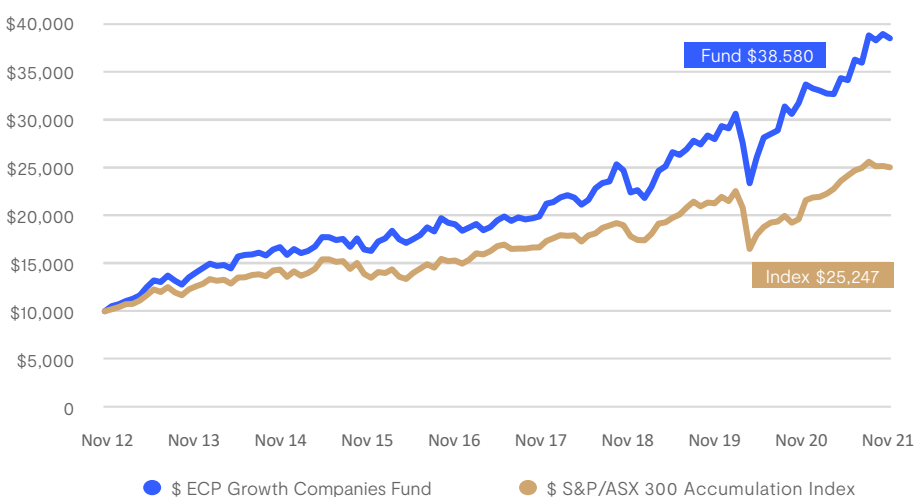
Lonsec Highly Recommended  
Zenith Recommended

## Performance\* .....

At month end	1 mth	3 mth	6 mth	1 yr	3 yr	5yr	Incep.*
ECP Growth Companies Fund	-1.2	-0.8	12.8	14.3	19.3	15.5	15.6
S&P/ASX 300 Accumulation Index	-0.5	-2.3	3.6	16.0	12.9	10.3	10.4
Outperformance	-0.6	1.5	9.2	-1.7	6.5	5.2	5.1

\*(% returns greater than one year are per annum) | \*Inception of the ECP Growth Companies Fund for performance calculation purposes is 31 July 2012 (based on the underlying strategy ECPAM All Cap strategy returns).

## Performance comparison of \$10,000 since inception .....



## Monthly commentary .....

MegaPort (MP1) outperformed during November following a strong quarterly update in late October followed by a bullish institutional broker coverage initiation research report during November. Investors are increasingly valuing MegaPort's opportunity to expand its network-as-a-service offering from its initial data-centre to data-centre product to a broader network offering through its 'Virtual Edge' with scope for expanded product solutions such as network security-as-a-service.

Altium Limited (ALU) outperformed during November continuing a recent re-rate by the market on improved sentiment around the importance of its market position as the printed circuit board design leader, which offers potential strategic value to prospective partners (or buyers) in the electronic design industry. Furthermore, the recent AGM management commentary pointed to strong business momentum and confidence that FY22 financial results are "not likely to be at the low end of the guided range".

GQG Partners (GQG) underperformed during November despite relatively limited news. We attribute the sell off to a modest fall in FUM due to market movements in the period, with GQG's weighted average absolute performance across its funds declining approximately 3%.

## Sector allocation.....

GICS sector	ECP %	Index %	+/- %
Communication Services	6.87	5.44	1.43
Consumer Discretionary	13.39	8.75	4.64
Consumer Staples	2.53	4.92	-2.39
Energy	0.00	3.45	-3.45
Financials	32.31	25.88	6.43
Health Care	12.18	10.14	2.04
Industrials	0.00	7.43	-7.43
Information Technology	14.07	5.76	8.31
Materials	10.97	19.18	-8.20
Real estate	0.00	7.67	-7.67
Utilities	0.00	1.39	-1.39
Cash	7.67	-	-
Total	100.0%	100.0%	-

## Top 10 holdings .....

Company	Weight %
MACQUARIE GROUP	6.97
GQG PARTNERS	6.01
RIO TINTO	5.61
HUB24	5.49
JAMES HARDIE	5.37
CSL	4.75
NETWEALTH	4.59
DOMINO'S PIZZA	4.54
COMMONWEALTH BANK	4.17
COCHLEAR	3.82

## Key contributors .....

Company	Weight %
MEGAPORT	3.76
JAMES HARDIE	5.37
ALTium	2.63

## Key detractors.....

Company	Weight %
GQG PARTNERS	6.01
COMMONWEALTH BANK	4.17
NUIX	1.24

## Portfolio metrics (5yr).....

Portfolio IRR	10.96
Beta	0.97
Downside capture	0.91

## Why ECP?

-  A highly rated Australian equity investment capability available to Australian investors through Copia
-  Fund investment strategy has a strong record of performance since inception
-  Fund aims to boost portfolio performance by capturing the alpha of selected Australian companies as they grow
-  High conviction, all cap approach may blend well with other highly diversified investment strategies such as passive funds or ETFs

## Contact Copia

 1800 442 129    [clientservices@copiapartners.com.au](mailto:clientservices@copiapartners.com.au)    [copiapartners.com.au](http://copiapartners.com.au)

<sup>1</sup> inclusive of GST, net of RITC

Disclaimer: The total return performance figures quoted are historical, calculated using hard close, end-of-month mid-prices and do not allow for the effects of income tax or inflation. Total returns assume the reinvestment of all distributions. The performance is quoted net of all fees and expenses. The index does not incur these costs. This information is provided for general comparative purposes. Past performance is not a reliable indicator of future performance. Positive returns, which the ECP Growth Companies Fund (the Fund) is designed to provide, are different regarding risk and investment profile to index returns. This document is for general information purposes only and does not take into account the specific investment objectives, financial situation or particular needs of any specific individual. As such, before acting on any information contained in this document, individuals should consider whether the information is suitable for their needs. This may involve seeking advice from a qualified financial adviser. Copia Investment Partners Ltd (AFSL 229316, ABN 22 092 872 056) (Copia) is the issuer of the ECP Growth Companies Fund. A current PDS is available from Copia located at Level 25, 360 Collins Street, Melbourne Vic 3000, by visiting [ecpam.com](http://ecpam.com) or by calling 1800 442 129 (free call). A person should consider the PDS before deciding whether to acquire or continue to hold an interest in the Fund. Any opinions or recommendations contained in this document are subject to change without notice and Copia is under no obligation to update or keep any information contained in this document current. The rating issued September 2021 is published by Lonsec Research Pty Ltd ABN 11 151 658 561 AFSL 421 445 (Lonsec). Ratings are general advice only, and have been prepared without taking account of your objectives, financial situation or needs. Consider your personal circumstances, read the product disclosure statement and seek independent financial advice before investing. The rating is not a recommendation to purchase, sell or hold any product. Past performance information is not indicative of future performance. Ratings are subject to change without notice and Lonsec assumes no obligation to update. Lonsec uses objective criteria and receives a fee from the Fund Manager. Visit [lonsec.com.au](http://lonsec.com.au) for ratings information and to access the full report. © 2020 Lonsec. All rights reserved. The Zenith Investment Partners (ABN 27 103 132 672, AFS Licence 226872) ("Zenith") rating (assigned APIR OPS2991AU June 2021) referred to in this piece is limited to "General Advice" (s766B Corporations Act 2001) for Wholesale clients only. This advice has been prepared without taking into account the objectives, financial situation or needs of any individual, including target markets of financial products, where applicable, and is subject to change at any time without prior notice. It is not a specific recommendation to purchase, sell or hold the relevant product(s). Investors should seek independent financial advice before making an investment decision and should consider the appropriateness of this advice in light of their own objectives, financial situation and needs. Investors should obtain a copy of, and consider the PDS or offer document before making any decision and refer to the full Zenith Product Assessment available on the Zenith website. Past performance is not an indication of future performance. Zenith usually charges the product issuer, fund manager or related party to conduct Product Assessments. Full details regarding Zenith's methodology, ratings definitions and regulatory compliance are available on our Product Assessments and at <http://www.zenithpartners.com.au/RegulatoryGuidelines>