

# Fund Summary

## OnePath Diversified Fixed Interest Trust Wholesale

31 October 2022

### Fund details

<b>Investment manager</b>	<b>OnePath Funds Management</b>
<b>Fund code</b>	ANZ0212AU
<b>Asset type</b>	Fixed Income / Income
<b>Region</b>	Global
<b>Fund size</b>	\$84.19 million as at 31 Oct 2022
<b>Commencement date</b>	18 Apr 2001
<b>Distributions</b>	Quarterly

### Investment objective

The fund aims to provide income and achieve returns (before fees, charges and taxes) that exceed the Bloomberg AusBond Composite 0+ Yr Index, over periods of three years or more.

### Investment strategy

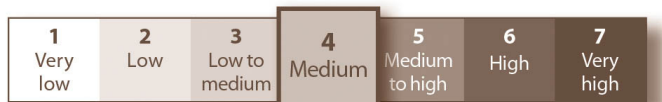
The fund is actively managed and invests predominantly in a diversified mix of Australian and international defensive assets.

### Minimum time horizon

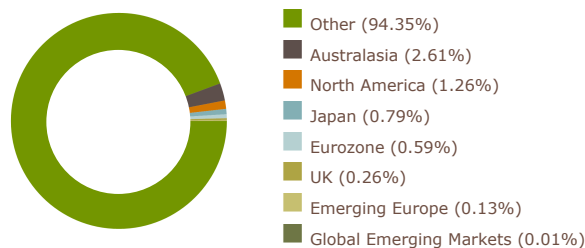
3 years

### Standard Risk Measure\*

The Standard Risk Measure (SRM) is based on industry guidance to allow investors to compare funds that are expected to deliver a similar number of negative annual returns over any 20 year period. The SRM for this fund is shown below:



### Country allocation



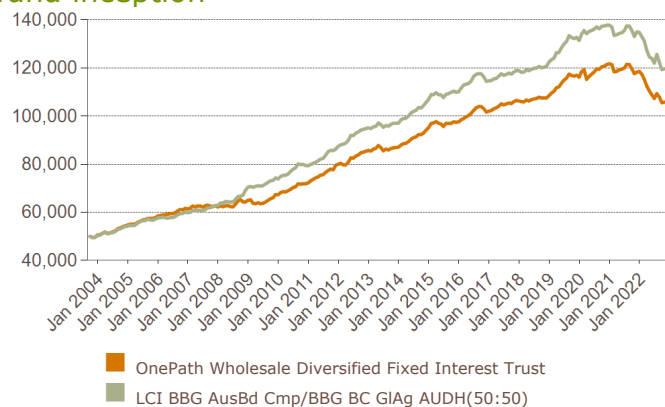
### Fund performance

As at 31 Oct 2022

	1 mth %	3 mth %	1 yr %	3 yr % pa	5 yr % pa	7 yr % pa	10 yr % pa
<b>Total Return †</b>	0.21	-3.24	-10.08	-3.20	-0.04	1.16	2.21
<b>Benchmark ‡</b>	0.27	-4.74	-10.10	-3.27	0.22	1.16	2.39
<b>Excess Return</b>	-0.06	1.50	0.03	0.07	-0.26	-0.01	-0.18
<b>Distribution</b>	0.00	0.00	0.05	4.89	4.29	5.12	4.39
<b>Growth</b>	0.21	-3.24	-10.12	-8.09	-4.33	-3.97	-2.18
<b>Risk (1 Std Dev)</b>	-	-	4.48	4.49	3.85	3.47	3.24
<b>Tracking Error</b>	-	-	2.47	2.09	1.68	1.50	1.30
<b>Info. Ratio</b>	-	-	0.0	0.0	-0.2	0.0	-0.1

Calendar year returns	YTD	2021	2020	2019	2018
<b>Total Return †</b>	-10.79	-2.61	4.76	7.10	2.12
<b>Benchmark ‡</b>	-11.20	-2.18	4.79	7.32	3.08
<b>Excess Return</b>	0.41	-0.43	-0.03	-0.23	-0.97

### Growth of \$50,000 invested since fund inception



\* For further information on Standard Risk Measures and the calculation methodology used, go to [onepath.com.au/personal/performance/product-updates.aspx](http://onepath.com.au/personal/performance/product-updates.aspx)

† Returns quoted use the unit price which is calculated using the net asset values for the relevant month end. The prices shown may differ from the actual unit price if an investor is applying for or redeeming an investment. Actual unit prices will be confirmed following any transaction on an investor's investment. Please note that all returns are after the deduction of management fees and expenses and assumes all distributions are re-invested. Where applicable, management fees have been deducted at the highest entry fee option rate. No allowance has been made for entry or exit fees.

‡ Benchmark returns should be used for indicative purposes only. These returns may not be a true indication of this Fund's performance against its investment objective.

# Fund Summary

## OnePath Diversified Fixed Interest Trust

### Wholesale

31 October 2022

#### Market and portfolio review

The quarter saw Central Banks reinforce their resolve to take cash rates higher to fight stubbornly elevated inflation. Australian 10 year bonds ended the quarter 0.23% higher, to close at 3.89%, and the US 10 year bond rose 0.82% to close the quarter at 3.83%.

#### Future investment strategy

The fund is maintaining a defensive position to both interest rates and credit. Whilst the fund overall is short duration, the fund has been taking the opportunity to reduce the short as yields have sold off. The fund has also been re-allocating away from short duration benchmark managers to long duration benchmark managers. The fund is also shifting to a more defensive stance on credit. Whilst the fundamentals and technicals for credit are strong, we feel with the economic outlook being uncertain, it is prudent to be more conservative on credit.

OnePath Funds Management Limited (ABN 21 003 002 800 AFSL 23 8342) and OnePath Custodians Pty Limited (ABN 12 008 508 496 AFSL 238346 RSE L0000673) are the issuers of this material. Except as described in the relevant Product Disclosure Statement (PDS), the issuers do not stand behind or guarantee the capital or performance of your investment. Your investment is subject to investment risk, including possible repayment delays and loss of income and principal invested.

This information is current as at 31 Oct 2022 with the commentary current for the most recent quarter end (eg. March, June, Sept or Dec) however in some cases may be applicable for the preceding month or quarter end. Updated information will be available free of charge by contact Client Services on 133 665. The information is of a general nature and does not take into account your personal needs, financial circumstances or objectives. Before acting on this information, you should consider the appropriateness of the information, having regard to your needs, financial circumstances and objectives. Past performance is not indicative of future performance. The future value of investments may rise and fall with changes in the market. You should read the relevant PDS available at [onepath.com.au](http://onepath.com.au) and consider whether that particular product is right for you before making a decision to acquire or continue to hold the product.