

# Specialist International Share Fund - On-platform Class A

## Investment objective

To provide total returns (income and capital growth) after costs and before tax, above the Fund's performance benchmark on a rolling 3 year basis. The benchmark for the Fund is the MSCI World ex Australia ex Tobacco Index (net dividend reinvested).

## How we manage your money

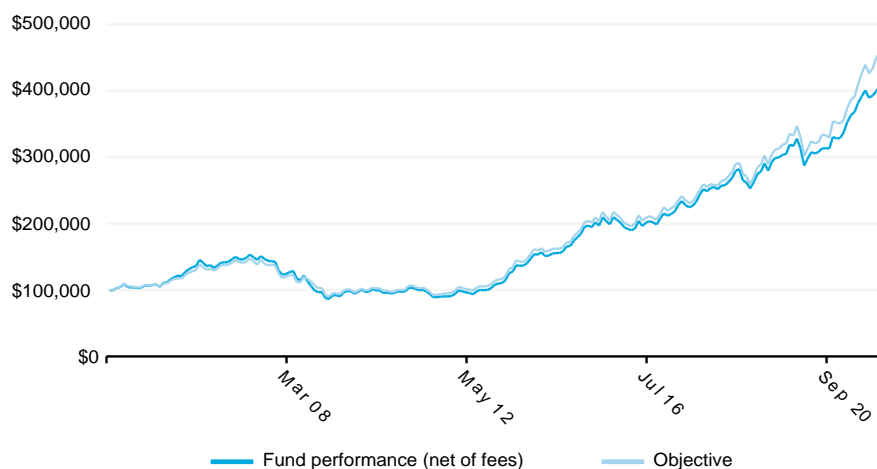
The Fund normally invests in international shares.

## Performance as at 31 December 2021

%	1 MTH	3 MTH	1 YR	3 YRS	5YRS	7YRS	SINCE INCEPT
Total Return - Net of Fees	2.19	4.72	24.17	17.19	13.54	12.37	8.20
Objective	1.64	7.21	29.63	20.68	15.16	13.62	8.89
Excess return	0.55	-2.49	-5.45	-3.48	-1.62	-1.24	-0.69

Past performance is not a reliable indicator of future performance. Performance is annualised for periods greater than one year. Total returns are calculated using the net asset value per unit for the relevant month end. This price may differ from the actual unit price for an investor buying or selling an investment. Actual unit prices will be confirmed following any transaction by an investor. Returns quoted are before tax, after fees and costs and assume all distributions are reinvested.

## \$100,000 invested since inception



## FUND FACTS

APIR	AMP0824AU
Inception date	05 February 2004
Fund Size	\$1,163,816,397
Total ongoing annual fees and cost*	1.09% p.a.
Buy/Sell spread*	+0.20%/-0.15%
Distribution frequency	Half-yearly
Minimum investment	\$500,000
Minimum suggested time frame	5 years

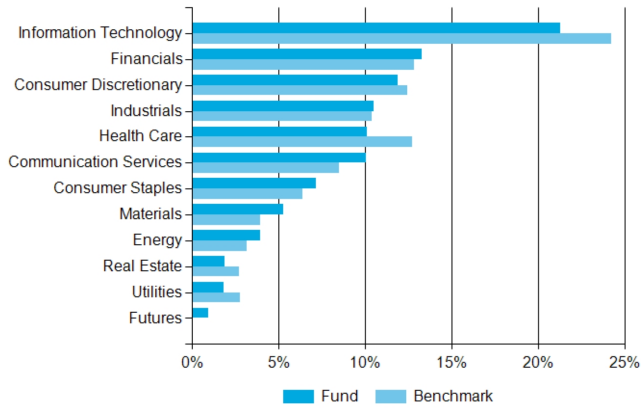
\*Fee information is accurate as at 30 June 2021, and is updated bi-annually. The Fund PDS outlines the latest ongoing annual fees and cost as well as any member activity-related fees and costs (if applicable) that may apply to your investment. You can review the PDS at [www.ampcapital.com](http://www.ampcapital.com)

The new regulations effective from 30 September 2020 will change the way fees and costs are required to be disclosed to Investors. It is important to note these fees and costs have always existed and are factored into your net-of-fee returns. We are simply changing the way they are displayed. You are not being charged additional fees and costs.

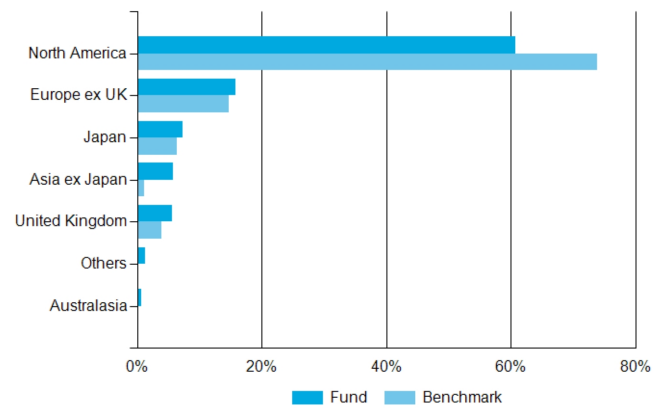
## What happened last period

- Global share markets continued to steam ahead in the December quarter, despite concerns around inflation, future monetary policy, and, to a lesser degree, the Omicron COVID-19 variant.
- The Fund posted a positive return but underperformed its benchmark over the period (before fees).
- Led by Magellan and Schroders, all of the Fund's five underlying managers gained ground, but none outperformed their respective benchmarks.
- The largest individual detractors were the underweight positions in Apple and NVIDIA Corporation, while underweight positions in Amazon.com and Moderna contributed most

## Sector allocation (%)



## Regional allocation (%)



## Fund Performance

The Fund posted a positive return but underperformed its benchmark during the December quarter. Led by Magellan and Schroders, all of the Fund's five underlying managers gained ground, however none outperformed their respective benchmarks. The Fund continues to outperform its benchmark over the long term, including since inception (annualised). (All returns are before fees.)

Country allocation detracted from relative returns over the period, primarily due to the Fund's exposures to emerging markets. Within developed markets, the main positive contributor an underweight exposure to Germany, however this was more than offset by the main detractors which were an underweight exposure to the US and being overweight to Japan. Emerging markets positions, in particular China and Russia also held back relative returns overall.

Sector allocation detracted overall from relative returns, primarily due to an underweight exposure to information technology and overweight to communication services, which more than offset the contributions from the overweight exposures to consumer discretionary and materials.

Stock selection also detracted from relative returns, particularly positions in information technology and consumer discretionary stocks, while positions in health care and communication services stocks contributed positively.

The largest individual stock detractors were the underweight positions in Apple and NVIDIA Corporation and the nil holding in Tesla.

US-based technology company Apple (+25%) rose as the market welcomed speculation that the company was planning to release the next generation iPhone SE in the March 2022 quarter. US-based specialist technology company NVIDIA Corporation stock price soared (+41%) after several broking analysts upgraded the company's prospects in the lead up to the company's annual GPU Technology Conference, where it released its Omniverse Enterprise platform which is expected to be a major beneficiary of the metaverse, with Meta

(formerly Facebook) expected to ramp up its capital spending over the next year. US-based automaker and energy storage company Tesla's stock price rose (+36%) on its third quarter results and an analyst upgrade, and on news of a deal to sell 100,000 electric vehicles to rental car company Hertz Global.

The largest individual stock contributors were underweight exposure to Amazon.com and Moderna and the nil holding in JPMorgan Chase.

Online retailer and cloud services provider Amazon.com (+1%) saw its share price come under pressure relative to the broader market after the company reported results for the September quarter which included slowing sales growth as supply chain constraints and consumers returning to physical stores hampered revenue and earnings. Shares in US-based RNA vaccine producer Moderna (-34%) suffered after the company announced its results for the September quarter where its earnings and revenue were lower than investors expected, due to lower volumes of COVID-19 vaccine deliveries, which also saw the company also cut its guidance for full year 2021 revenue. Financial services and investment banking company JPMorgan Chase languished (-3%) as some uncertainty around the potential impacts of the Omicron variant on economic activity and flow-through to parts of the banks operations were exacerbated by news later in the period that the company would pay a settlement to resolve US regulatory investigations into lapses of surveillance of employee communications.

## Market review

Global share markets continued to steam ahead over the December quarter, with the MSCI World ex Australia index gaining 8.25% for the period. As is often the case with equity markets, strong gains came despite significant prevailing fears and concerns, which over this period centred around inflation and the monetary path ahead for central banks, and, to a lesser degree, the Omicron COVID-19 variant. US inflation was shown to be at 6.8% over the year to November, a multi-decade high,

with many other nations recording similar spikes. Ironically however, a growing degree of acceptance of the prevailing inflationary environment may have started to remove some uncertainty, as investors increasingly look to allocate cash to companies with pricing power and thus potentially provide some shelter from the increasing cost of living. Reports of the new Omicron variant mid-quarter gave markets an initial scare, though positive momentum was quickly recovered amid signs symptoms were generally milder in nature, despite the variant being considerably more infectious, and a growing realisation that further new variants will almost certainly be an ongoing endemic feature, rather than something to be surprised by. (All indices quoted in local currency terms and on a total-return basis, unless otherwise stated.)

## Outlook

Uncertainty over the persistence of inflationary pressures remains a prime focus going forward, particularly when taken into account with record debt-levels across the globe presenting obvious difficulties as central banks begin to raise interest rates. Meanwhile, corporate earnings remain generally strong and growing, as companies continue to recover from the COVID downturn. Thus, the medium-term outlook for international equities is still difficult to predict. Supply-demand mismatches also remain. Likely tax hikes from the Biden administration are a further issue on the horizon which will impact earnings, although currently proposed increases are less than initially feared, so the hit to earnings may be smaller than initially thought. Business with power to raise prices should do relatively well in an inflationary environment. While more governments may raise rates over the next year or so, this is likely to be done slowly, and may even remove some market uncertainty. While the shorter-term environment remains uncertain, we continue to believe the longer-term trend will remain to the upside, and that investors with a diversified portfolio of quality businesses, bought at a reasonable price, are likely to do well over the longer-term.

## Portfolio Manager



**Trent Loi**

Trent Loi joined AMP Capital in May 2012 as the portfolio manager for the international share and Australian small companies' portfolios within the Specialist, AMP Capital Ethical Leaders, Experts' Choice and ipac ranges of funds. Prior to joining AMP Capital, he was an Associate Consultant at Mercer Investment Consulting. Prior to that, he was an Investment Analyst at Aon Investment Consulting.

## Further information

For information about the Fund including fees, features, benefits and risks talk to your financial advisor today or read the product disclosure statement (PDS) which can be found on:

[www.ampcapital.com/specialist-international-share-fund](http://www.ampcapital.com/specialist-international-share-fund)

You can also call us on **1800 658 404**

The logo consists of the words "INSIGHTS", "IDEAS", and "RESULTS" stacked vertically in a blue, sans-serif font. To the left of the text is a stylized blue graphic element resembling a curved arrow or a drop shape pointing downwards.

---

AMP Capital Funds Management Limited (ABN 15 159 557 721, AFSL 426455) is the responsible entity (Responsible Entity) of the Specialist International Share Fund - On-platform Class A (Fund) and the issuer of the units in the Fund. To invest in the Fund, investors will need to obtain the current Product Disclosure Statement (PDS) from AMP Capital Investors Limited (ABN 59 001 777 591, AFSL 232 497) (AMP Capital). The PDS contains important information about investing in the Fund and it is important that investors read the PDS before making an investment decision about the Fund. A target market determination has been made in respect of the Fund and is available at [www.ampcapital.com/TMD](http://www.ampcapital.com/TMD). Neither AMP Capital, the Responsible Entity, nor any other company in the AMP Group guarantees the repayment of capital or the performance of any product or any particular rate of return referred to in this document. While every care has been taken in the preparation of this document, AMP Capital makes no representation or warranty as to the accuracy or completeness of any statement in it including without limitation, any forecasts. This document has been prepared for the purpose of providing general information, without taking account of any particular investor's objectives, financial situation or needs. Investors should consider the appropriateness of the information in this document, and seek professional advice, having regard to their objectives, financial situation and needs. This document should not be reproduced in whole or in part without the express written consent of AMP Capital.