

## Robeco Emerging Conservative Equity Fund (AUD)

Robeco Emerging Conservative Equity Fund (AUD) is an actively managed fund that invests in low-volatility stocks in emerging countries across the world. The selection of these stocks is based on a quantitative model. The fund aims to achieve returns equal to, or greater than, those on the Benchmark with lower expected downside risk, whilst still controlling relative risk through the applications of limits (on countries and sectors) to the extent of deviation from the Benchmark. The fund's objective is to achieve a better return than the index. The selected low-risk stocks are characterized by high dividend yields, attractive valuation, strong momentum and positive analyst revisions as well. This results in a diversified, low turnover portfolio of defensive stocks aiming to achieve stable equity returns and high income.



**Pim van Vliet, Arlette van Ditshuizen, Maarten Poffliet, Jan Sytze Mosselaar, Arnoud Klep, Yaowei Xu**  
Fund manager since 14-02-2011

### Index

MSCI Emerging Markets Index (Net Return, AUD)

### Key Information

APIR Code	ETL0381AU
Type of fund	Equities
Currency	AUD
Fund inception date	12/11/2013
Strategy inception date	14/02/2011
Total size of fund	AUD \$203,859,339
Strategy FUM	AUD \$ 3,266,815,049
Daily tradable	Yes
Responsible entity	Equity Trustees Limited
Currency hedging	Nil

### Fees

Management fee	0.91%
Buy/Sell spread	0.30% / 0.39%

### Investment Objective

The objective of Robeco Emerging Conservative Equity Fund (AUD) is to deliver long-term equity returns at an expected lower risk than that of a market capitalisation weighted index. It aims to achieve a higher Sharpe ratio than equities in the long term. The fund invests in stocks that show lower volatility combined with good upside potential. It combines the outcome of a stock selection model with a disciplined portfolio construction algorithm. This prudent investment approach results in a low turnover portfolio of low-volatile stocks with low valuation and positive market sentiment.

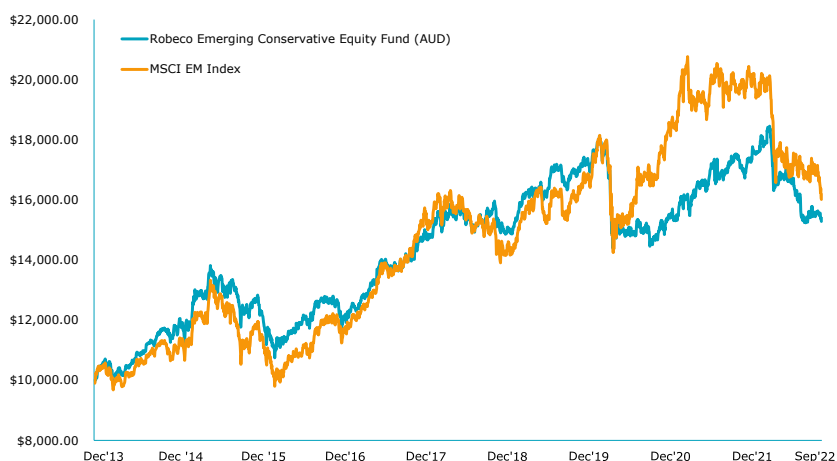
### Net Performance (AUD)%

Period	Fund Return	Index Return	Fund Volatility	Index Volatility	Fund Return / Index Return / Volatility	Volatility
1-Month	-0.85%	-5.87%	-	-	-	-
3-Month	-0.35%	-5.42%	-	-	-	-
6-Month	-4.59%	-8.54%	-	-	-	-
1-Year	-7.42%	-19.24%	8.61%	9.97%	-0.86	-1.93
3-Year*	-0.84%	-0.49%	10.44%	11.98%	-0.08	-0.04
5-Year*	3.32%	2.18%	9.73%	11.55%	0.34	0.19
Calendar to Date	-9.04%	-17.63%	-	-	-	-
Since Inc.*	5.81%	5.31%	9.02%	10.72%	0.64	0.50
Since Dec-13	65.20%	58.36%	-	-	-	-

\*Annualised (for periods longer than one year)

Fund return after fees, before taxes. Past performance is not a reliable indicator of future performance.

### Net Performance Growth of \$10,000



### Performance

Based on net of fees prices, the fund's return was -0.85%.

The Fund outperformed the market last month. Main positive contributions were the very limited exposure to Asian tech and platform stocks such as Alibaba, Tencent and Taiwan Semi, and holdings in defensive stocks such as Wal-Mart de Mexico, Arca Continental (Mexico), Jarir Marketing (Saudi Arabia) and Maybank (Malaysia). From a factor perspective, all factors contributed positively, especially the low-risk factor.

### Expectation of fund manager

The Robeco Emerging Conservative Equity Fund (AUD) invests in low volatility stocks with lower expected downside risk and good upside potential. The more stable stocks tend to be overlooked by investors, though they offer relatively high returns given their risk profile. We expect the fund to do particularly well during down markets and volatile market conditions. In a very bullish environment, the fund could lag the overall market, yet still deliver good absolute returns. In the long term, we expect stable equity returns and high income with considerably lower downside risk.

### Top 10 largest positions

Holdings	Sector	%
Bank of China Ltd	Financials	2.22
Samsung Electronics Co Ltd	Information Technology	2.14
Wal-Mart de Mexico SAB de CV	Consumer Staples	2.06
Malayan Banking Bhd	Financials	2.02
Chunghwa Telecom Co Ltd	Communication Services	1.71
Arca Continental SAB de CV	Consumer Staples	1.69
Agricultural Bank of China Ltd	Financials	1.62
Bank of Communications Co Ltd	Financials	1.45
BIM Birlisik Magazalar AS	Consumer Staples	1.44
Taiwan Cooperative Financial Holding Co	Financials	1.39
<b>Total</b>		<b>17.75</b>

### Sustainability

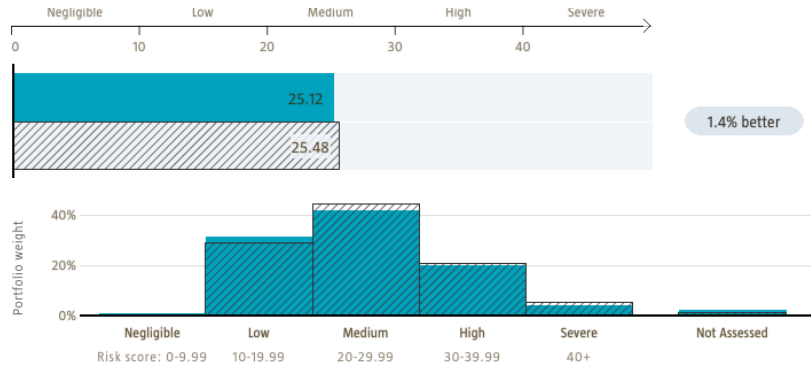
The fund systematically incorporates sustainability in the investment process via exclusions, ESG integration, ESG and environmental footprint targets, engagement and voting. The fund does not invest in stocks issued by companies that are in breach of international norms or where its activities have been deemed detrimental to society following Robeco's exclusion policy. Financially material ESG factors are integrated in the portfolio construction to ensure the ESG score of the portfolio is better than that of the index. In addition, the environmental footprints of the fund are made lower than that of the benchmark by restricting the GHG emissions, water use and waste generation. With these portfolio construction rules, stocks issued by companies with better ESG scores or environmental footprints are more likely to be included in the portfolio while stocks issued by companies with worse ESG scores or environmental footprints are more likely to be divested from the portfolio. In addition, where a stock issuer is flagged for breaching international standards in the ongoing monitoring, the issuer will become subject to engagement. Lastly, the fund makes use of shareholder rights and applies proxy voting in accordance with Robeco's proxy voting policy.

### ESG Risk Score

The Portfolio Sustainability ESG Risk Rating chart displays the portfolio's ESG Risk Rating. This is calculated by multiplying each portfolio component's Sustainability ESG Risk Rating by its respective portfolio weight. If an index has been selected, those scores are provided alongside the portfolio scores, highlighting the portfolio's ESG risk level compared to the index.

The Sustainability ESG Risk Rating distribution chart shows the portfolio allocations broken into Sustainability's five ESG risk levels: negligible (0-10), low (10-20), medium (20-30), high (30-40) and severe (40+), providing an overview of portfolio exposure to the different ESG risk levels. If an index has been selected, the same information is shown for the index.

### ESG Risk Score



Sustainability ESG Risk Level

Risk score: 0-9.99	10-19.99	20-29.99	30-39.99	40+	Not Assessed
1%	31%	42%	20%	4%	2%
0%	29%	44%	21%	5%	1%

■ Portfolio ▨ Benchmark

Source: Copyright ©2022 Sustainability. All rights reserved.

### Footprint Ownership

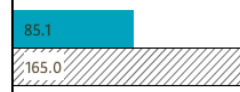
Footprint ownership expresses the total resource utilization the portfolio finances. Each assessed company's footprint is calculated by normalizing resources utilized by the company's enterprise value including cash (EVIC). Multiplying these values by the dollar amount invested in each assessed company yields the aggregate footprint ownership figures. The selected index's footprint is provided alongside. Sovereign and cash positions have no impact. The portfolios score is shown in blue and the index in grey.

### Environmental Footprint

#### GHG Emissions Scope 1 & 2

tCO<sub>2</sub>eq/mUSD

48.4% below



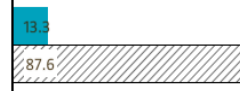
The difference is equivalent to the annual CO<sub>2</sub> emission produced by 50 cars

Source: Robeco data based on Trucost data. \*

#### Waste generation

Tonnes/mUSD

84.9% below



The difference is equivalent to the annual waste generation of 147 people

Source: Data based on RobecoSAM impact data.

#### Water use

m<sup>3</sup>/mUSD

1.4% below



The difference is equivalent to the annual water consumption of 2 people

Source: Data based on RobecoSAM impact data.

\* Source: S&P Trucost Limited © Trucost 2022. All rights in the Trucost data and reports vest in Trucost and/or its licensors. Neither Trucost, nor its affiliates, nor its licensors accept any liability for any errors, omissions, or interruptions in the Trucost data and/or reports. No further distribution of the Data and/or Reports is permitted without Trucost's express written consent.

### Asset Allocation

Asset allocation	
Equity	98.2%
Cash	1.8%

### Sector allocation

The Robeco Emerging Conservative Equity Fund (AUD) is not benchmark driven. It uses a quantitative stock selection model for bottom-up selection of stocks with low absolute risk and high expected return characteristics. The current weights in defensive sectors are high compared to regular indices. This is due to the fact that these sectors contain a relatively large number of stable and attractively priced stocks.

Sector allocation		Deviation index	
Financials	27.5%	4.9%	
Consumer Staples	14.1%	7.5%	
Communication Services	12.2%	2.5%	
Information Technology	11.4%	-6.9%	
Industrials	8.3%	2.5%	
Utilities	7.3%	4.1%	
Consumer Discretionary	6.7%	-7.3%	
Real Estate	3.8%	1.8%	
Health Care	2.9%	-1.0%	
Energy	2.7%	-2.6%	
Materials	2.5%	-6.2%	
Not Classified	0.7%	0.7%	

### Country allocation

The Robeco Emerging Conservative Equity Fund (AUD) is not benchmark driven. It uses a quantitative stock selection model for bottom-up selection of stocks with low absolute risk and high expected return characteristics. The current weights in certain countries are high compared to regular indices. This is due to the fact that these countries contain a relatively large number of stable stocks, which are attractively priced.

Country allocation		Deviation index	
China	22.5%	-8.8%	
Taiwan	19.5%	5.7%	
Korea	9.2%	-1.5%	
Saudi Arabia	7.2%	2.4%	
Brazil	6.4%	0.6%	
India	6.2%	-9.1%	
Mexico	6.1%	3.9%	
Thailand	5.8%	3.7%	
Malaysia	5.7%	4.2%	
United Arab Emirates (U.A.E.)	3.3%	1.9%	
Turkey	2.7%	2.3%	
Qatar	1.4%	0.1%	
Other	3.8%	-5.6%	

### Important information MSCI

Source MSCI. MSCI makes no express or implied warranties or representations and shall have no liability whatsoever with respect to any MSCI data contained herein. The MSCI data may not be further redistributed or used as a basis for other indices or any securities or financial products. This report is not approved, endorsed, reviewed or produced by MSCI. None of the MSCI data is intended to constitute investment advice or a recommendation to make (or refrain from making) any kind of investment decision and may not be relied on as such.

### Disclaimer

This document has been prepared and issued in Australia by Robeco Hong Kong Limited ("Robeco") (ARBN 156 512 659), which is exempt from holding an Australian Financial Services License pursuant to ASIC Class Order 03/1103. Robeco is regulated by the Securities and Futures Commission under the laws of Hong Kong and those laws may differ from Australian laws. This document is distributed only to "wholesale clients" as that term is defined under the Corporations Act 2001 (Cth). This document is not for distribution or dissemination, directly or indirectly, to any other class of persons. It is being supplied to you solely for your information and may not be reproduced, forwarded to any other person or published, in whole or in part, for any purpose. Equity Trustees Limited (Equity Trustees) ABN 46 004 031 298 | AFSL 240975, is the Responsible Entity for the Robeco Emerging Conservative Equity Fund (AUD) (ARSN 165 582 543) (the Fund). Equity Trustees is a subsidiary of EQT Holdings Limited ABN 22 607 797 615, a publicly listed company on the Australian Securities Exchange (ASX: EQT). The Investment Manager for the Fund is Robeco Hong Kong Limited ("Robeco") (ARBN 156 512 659). This publication has been prepared by Robeco to provide you with general information only. In preparing this publication, we did not take into account the investment objectives, financial situation or particular needs of any particular person. It is not intended to take the place of professional advice and you should not take action on specific issues in reliance on this information. Neither Robeco, Equity Trustees nor any of their related parties, their employees or directors, provide any warranty of accuracy or reliability in relation to such information or accept any liability to any person who relies on it. Past performance should not be taken as an indicator of future performance. You should obtain a copy of the Product Disclosure Statement before making a decision about whether to invest in this product.

The Fund's Target Market Determination is available here <https://www.eqt.com.au/insto/>. A Target Market Determination is a document which is required to be made available from 5 October 2021. It describes who this financial product is likely to be appropriate for (i.e. the target market), and any conditions around how the product can be distributed to investors. It also describes the events or circumstances where the Target Market Determination for this financial product may need to be reviewed.