

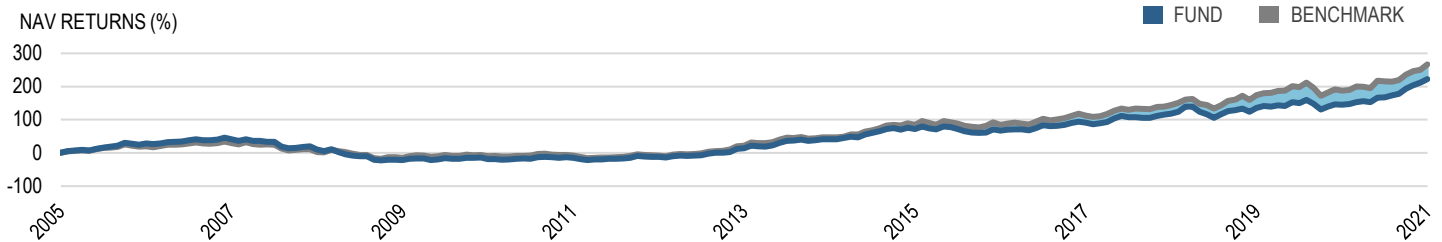
# ACADIAN WHOLESALE SUSTAINABLE GLOBAL EQUITY FUND

JUNE 2021

The Acadian Wholesale Sustainable Global Equity Fund seeks to maximise risk-adjusted, long term active returns from a diversified portfolio of global securities while actively incorporating a range of Environmental, Social and Governance (ESG) investment criteria and reducing exposure to carbon intensive companies relative to the benchmark. The option aims to outperform the MSCI World (ex Australia) Index over rolling four year periods before fees and taxes.

<b>APIR Code</b>	FSF0710AU
<b>Inception Date</b>	31 May 2005
<b>Management Cost</b>	0.98%
<b>Buy / Sell spread</b>	0.05 / 0.05%
<b>Exit Unit Price</b>	2.5920
<b>Product Size</b>	\$118 million
<b>Benchmark</b>	MSCI World ex-AU Index

## CUMULATIVE PERFORMANCE



## PERFORMANCE

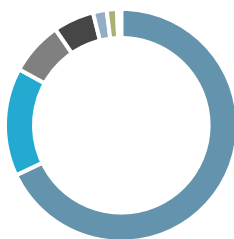
	FUND (NAV)	BENCHMARK	VALUE-ADDED VS. BENCHMARK
One Month Return	3.6	4.7	-1.1
Three Month Return	9.9	9.3	0.6
Year-to-Date Return	20.6	16.3	4.3
One Year Annualized Return	31.6	27.5	4.1
Three Year Annualized Return	13.9	14.5	-0.6
Five Year Annualized Return	14.1	14.7	-0.6
SINCE INCEPTION ANNUALIZED RETURN	7.6	8.4	-0.8

## TOP TEN HOLDINGS

	% OF PORTFOLIO
MICROSOFT CORP	4.8
ALPHABET INC	4.0
AMAZON.COM INC	3.8
APPLE INC	2.9
FACEBOOK INC	2.7
HOME DEPOT INC	2.1
ORACLE CORP	1.9
PFIZER INC	1.9
TEXAS INSTRUMENTS INC	1.6
ASML HOLDING NV	1.6
NUMBER OF SECURITIES	325
% OF PORTFOLIO FOR TOP 10 CURRENT HOLDINGS	27.4
% OF NON-BENCHMARK PORTFOLIO HOLDINGS	27.2

## CURRENT POSITIONING - REGION

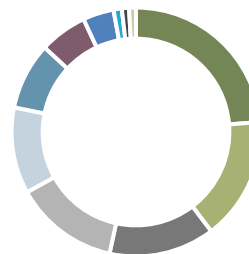
ABSOLUTE



NAM	67.1%
EUR	14.8%
EM	7.4%
JP	5.6%
UK	1.9%
ME	1.4%
HK/SG	0.5%
AU/NZ	0.1%

## CURRENT POSITIONING - SECTOR

ABSOLUTE



TCH	23.4%
HTH	15.8%
IND	13.6%
DIS	13.4%
FIN	11.1%
COM	8.6%
MAT	6.1%
STP	4.0%
ENR	1.1%
REI	0.9%
UTL	0.9%

The Acadian Wholesale Sustainable Global Equity Fund has been certified by RIAA according to the strict operational and disclosure practices required under the Responsible Investment Certification Program. See [www.responsibleinvestments.com.au](http://www.responsibleinvestments.com.au) for details. The Responsible Investment Certification Program does not constitute financial product advice. Neither the Certification Symbol nor RIAA recommends to any person that any financial product is a suitable investment or that returns are guaranteed. Appropriate professional advice should be sought prior to making an investment decision. RIAA does not hold an Australian Financial Services Licence. This strategy is accessible through a fund. Colonial First State Investments Limited is the responsible entity for this fund, ABN 98 002 348 352 AFS Licence 232468. Please refer to the latest Product Disclosure Statement available on the following website <http://www.colonialfirststate.com.au> for the terms and conditions of investing into the fund.

Returns that include the most recent month are preliminary. All returns are calculated on an annualised basis using exit price to exit price with distributions reinvested, net of management costs, transaction costs. All return calculations exclude any individual taxes payable by the investor and all other fees and rebates disclosed in the relevant product disclosure statements available on our website or by calling us. The 'distribution' component is the amount paid by the way of distribution, which may include net realised capital gains. Portfolio holdings are subject to change and should not be considered a recommendation to buy or sell individual securities. Reference to the benchmark is for comparative purposes only and is not intended to indicate that the Fund will contain the same investments as the benchmark. Investors have the opportunity for losses as well as profits. Past performance is no guarantee of future results. Past performance may differ significantly from future performance due to market volatility. Index Source: MSCI Copyright MSCI 2021. All Rights Reserved. Unpublished. PROPRIETARY TO MSCI.

# ACADIAN WHOLESAL SUSTAINABLE GLOBAL EQUITY FUND

## QUARTERLY REVIEW

### Market Review

In the second quarter, global equities rose 7.6%<sup>1</sup> with most markets buoyed by the rapid economic recovery in the U.S. However, pent-up consumer demand continued to disrupt supply chains and stoke inflation worries as the quick rebound in some economies and aggressive stimulus spending plans exerted upward pressure on prices. Notable increases included oil prices, which struck milestone highs, alongside similar increases in tin, copper, corn, and lumber. Supply chain constraints further intensified price hikes as manufacturers rushed to restock depleted inventories amid pent-up demand, creating windows of scarcity and heightening costs.

Even as the economic recovery was well underway across most of the globe, activity in higher-income economies continued to outpace that of lower-income countries. Emerging markets were hit with a double punch of rising inflation and a strengthening dollar. To offset depreciation in their own currencies and to control inflation, many central banks hiked interest rates. With high COVID-19 case counts and incomplete economic recoveries, these countries risk stifling their economic rebound. Emerging oil-producing countries were better positioned to handle rising inflation as prices continued to rise. Finally, while successful vaccine rollouts in many parts of the world (notably the U.S. and U.K.) renewed hopes of a sustained reopening of economies, the emergence of the Delta variant forced many countries to pause reopening plans. Further uncertainty arose when the Fed telegraphed that it may gradually dial back its pandemic-era stimulus sooner than markets anticipated.

### Fund Performance and Activity

#### PORTFOLIO PERFORMANCE IN AUSTRALIAN DOLLARS

	SECOND QUARTER
Portfolio (gross of fees)	10.1
MSCI World ex-AU (net)*	9.3

#### SOURCE OF ACTIVE RETURN

	SECOND QUARTER
Stock Selection	0.3
Country Allocation	0.4
Total Active Return	0.8

For the second quarter, the portfolio outperformed its benchmark<sup>2</sup> by 0.8%. Gains realised from stock selection were joined with positive payoffs from country allocations. Key sources of positive active return included stock selection in the United States, a combination of stock selection and an underweight to Japan, and stock selection in Denmark. Leading advances within these markets respectively included a position in Tenet Healthcare Corp., a holding in Fujitsu Ltd., and an investment in AP Moller – Maersk. Detractors included a combination of stock selection and an underweight to France, stock selection and an underweight to Canada, and stock selection and an overweight to Germany. Leading declines within these markets in turn included a position in Societe Generale, a holding in Manulife Financial, and an investment in Bayerische Motoren Werke.<sup>3</sup>

### Key Holdings<sup>3</sup>

#### Positive

- Our position in Evergreen Marine Corp, one of the world's largest shippers, was rewarded with 32 basis points of active return. Share prices of the Taiwanese company shot up alongside steep increases in shipping rates.

#### Negative

- Our lack of exposure to Nvidia Corp cost the portfolio 27 basis points of active return as share prices surged on news that the artificial intelligence computing company earned record revenue from its Gaming, Data Center and Professional Visualization platforms for the first quarter ended May 2, 2021.

### Outlook and Strategy

The global economic outlook has continued to improve. If the recovery and global vaccination campaign continue on its positive trajectory, the pandemic will cease to be a major driver of the global landscape. Underpinning the brightening outlook is the accelerated pace of vaccinations alongside sustained fiscal and monetary support in most major economies. In May, the OECD raised 2021 real GDP growth projections to 5.8%, up 0.2% from its March forecast, as much of the world economy settled back into pre-pandemic activity levels. The global economy has quickly transitioned into a mid-cycle phase where future gains in output will be hard-won. In recognition of the cycle maturing more quickly than anticipated, central banks are expected to dial down their ultra-dovish policies. While the economic revival is expected to strengthen over the coming months, there are likely to be considerable differences in near-term developments, particularly as the speed and durability of the recovery diverge across economies. Even with the economic recovery underway across many parts of the globe, activity in higher-income economies has continued to vastly outpace those of lower-income countries.

Risks to the outlook remain, including a possible resurgence in COVID-19 cases, particularly with the emergence of the new, highly contagious Delta variant. Despite significant progress, the slow pace of vaccinations in many emerging market countries represents a hurdle to reaching a global tipping point in protection against the virus. At the onset of Q3, approximately three billion doses of coronavirus vaccines had been administered around the world, shy of the five billion doses needed to immunize a critical mass. Left unchecked, the virus could mutate into more virulent strains that the current arsenal of vaccines cannot protect against. Another downside risk is the disorderly rise in interest rates which could reignite risk aversion and become a material headwind to equity markets. Price pressures continue to build as pent-up demand abuts a backdrop of acute shortages, unrelenting supply-chain constraints, and a bull run for commodity prices, most notably petroleum, copper, and base metals. Miscalculations in policy support, including the premature withdrawal of stimulus, could derail the recovery. Appropriate and well-calibrated aid remains imperative to sustaining economic momentum. Additionally, the pandemic catalyzed the widespread use of corporate and sovereign debt, creating debt sustainability concerns. Emerging markets are particularly vulnerable to the perils of failing to service their debt, especially if the recovery is slower than expected and the dollar remains resilient.

\*This should not be considered a recommendation to buy or sell any specific security. <sup>1</sup>Returns in locally stated terms. <sup>2</sup>Portfolio Benchmark MSCI World ex-AU (net). <sup>3</sup>Top contributing/detracting individual positions over the period as measured by basis point impact. Colonial First State Investments Limited is the responsible entity for this fund, ABN 98 002 348 352 AFS Licence 232468. Please refer to the latest Product Disclosure Statement available on the following website <http://www.colonialfirststate.com.au> for the terms and conditions of investing into the fund. The information provided has been prepared by Acadian from our internal records. It is not intended to replace the official records of your account that you receive directly from the custodian. You are encouraged to compare the information provided to you by Acadian to that provided by the custodian and to contact us with any questions. The specific countries, sectors, and individual stocks discussed herein are non-exclusive and are provided as representative of the portfolio's performance during the period. For a complete list of markets, sectors, and stocks in which the portfolio was invested during the period and the performance of each, please contact Acadian. Please note that Acadian's system of portfolio attribution uses certain estimates and assumptions and the calculations provided herein are based upon Acadian's internal records and not those maintained by the Custodian. Additional details about our method of calculation will be furnished upon request. Reference to the benchmark is for comparative purposes only and is not intended to indicate that the portfolio will or did contain the same investments as the benchmark. This review contains confidential information of Acadian Asset Management LLC. Market conditions are subject to change. Past performance is no guarantee of future returns.

## WANT MORE INFORMATION?

### If you are a Financial Adviser or Wholesale Client:

Please contact Mark Mukundan, VP, Product and Wholesale Markets – 0411 615 685 or contact Acadian on (02) 9093 1000 or email us at [australiaclientservice@acadian-asset.com.au](mailto:australiaclientservice@acadian-asset.com.au)

### If you are a Personal Investor or Retail Client:

Speak with your Financial Adviser about the suitability of our products, in light of your investment needs, objectives and financial situation. Please read the product disclosure statement (PDS) for the Fund issued by Colonial First State Investments Limited (ABN 98 002 348 352, AFSL 232468) before making an investment decision. You can download the PDS from <https://www3.colonialfirststate.com.au/personal/resources/pds.html> or contact Colonial on 13 18 36 (8am to 7pm Sydney time)

This material has been prepared by and is issued by Acadian Asset Management LLC and Acadian Asset Management (Australia) Limited, collective referred to in this material as Acadian. This material is directed at persons who are professional, sophisticated or wholesale clients and has not been prepared for and is not intended for persons who are retail clients and must not be reproduced or transmitted in any form without the prior written consent of Acadian. This material contains general information only. It is not intended to provide you with financial product advice and does not take into account your objectives, financial situation or needs.

Before making an investment decision, you should consider whether this information is appropriate in light of your investment needs, objectives and financial situation. Total returns shown for the Fund or any Portfolio have been calculated using exit prices after taking into account all ongoing fees and assuming reinvestment of distributions. Past performance is no indication of future performance. Past performance may differ significantly from future performance due to market volatility. The product disclosure statement (PDS) for the Acadian Wholesale Sustainable Global Equity Fund, FSF0710AU (Fund) issued by Colonial First State Investments Limited (ABN 98 002 348 352, AFSL 232468) (CFSIL) should be considered before making an investment decision. CFSIL is a subsidiary of the Commonwealth Bank of Australia (Bank). The Bank and subsidiaries thereof do not guarantee the performance of the Fund or the repayment of capital by the Fund. Investments in the Fund are not deposits or other liabilities of the Bank or its subsidiaries, and investment-type products are subject to investment risk including loss of income and capital invested. To the extent permitted by law, no liability is accepted by the Bank or any affiliates thereof for any loss or damage as a result of any reliance on this information. This information is, or is based upon, information that we believe to be accurate and reliable, however neither Acadian, the Bank nor any affiliates thereof offer any warranty that it contains no factual errors. In Australia 'Colonial', 'Colonial First State' and 'CFS' are trade marks of Colonial Holding Company Limited and 'Colonial First State Investments' is a trade mark of the Bank and all of these trade marks are used by Acadian under license. Copyright © Acadian Asset Management LLC 2021 All rights reserved.

## GENERAL LEGAL DISCLAIMER

Acadian provides this material as a general overview of the firm, our processes and our investment capabilities. It has been provided for informational purposes only. It does not constitute or form part of any offer to issue or sell, or any solicitation of any offer to subscribe or to purchase, shares, units or other interests in investments that may be referred to herein and must not be construed as investment or financial product advice. Acadian has not considered any reader's financial situation, objective or needs in providing the relevant information.

The value of investments may fall as well as rise and you may not get back your original investment. Past performance is not necessarily a guide to future performance or returns. Acadian has taken all reasonable care to ensure that the information contained in this material is accurate at the time of its distribution, no representation or warranty, express or implied, is made as to the accuracy, reliability or completeness of such information.

This material contains privileged and confidential information and is intended only for the recipient/s. Any distribution, reproduction or other use of this presentation by recipients is strictly prohibited. If you are not the intended recipient and this presentation has been sent or passed on to you in error, please contact us immediately. Confidentiality and privilege are not lost by this presentation having been sent or passed on to you in error.

Acadian's quantitative investment process is supported by extensive proprietary computer code. Acadian's researchers, software developers, and IT teams follow a structured design, development, testing, change control, and review processes during the development of its systems and the implementation within our investment process. These controls and their effectiveness are subject to regular internal reviews, at least annual independent review by our SOC1 auditor. However, despite these extensive controls it is possible that errors may occur in coding and within the investment process, as is the case with any complex software or data-driven model, and no guarantee or warranty can be provided that any quantitative investment model is completely free of errors.

Any such errors could have a negative impact on investment results.

We have in place control systems and processes which are intended to identify in a timely manner any such errors which would have a material impact on the investment process.

Acadian Asset Management LLC has wholly owned affiliates located in London, Singapore, and Sydney. Pursuant to the terms of service level agreements with each affiliate, employees of Acadian Asset Management LLC may provide certain services on behalf of each affiliate and employees of each affiliate may provide certain administrative services, including marketing and client service, on behalf of Acadian Asset Management LLC.

Acadian Asset Management LLC is registered as an investment adviser with the U.S. Securities and Exchange Commission. Registration of an investment adviser does not imply any level of skill or training.

Acadian Asset Management (Singapore) Pte Ltd, (Registration Number: 199902125D) is licensed by the Monetary Authority of Singapore.

Acadian Asset Management (Australia) Limited (ABN 41 114 200 127) is the holder of Australian financial services license number 291872 ("AFSL").

Under the terms of its AFSL, Acadian Asset Management (Australia) Limited is limited to providing the financial services under its license to wholesale clients only. This marketing material is not to be provided to retail clients.

Acadian Asset Management (UK) Limited is authorized and regulated by the Financial Conduct Authority ('the FCA') and is a limited liability company incorporated in England and Wales with company number 05644066. Acadian Asset Management (UK) Limited will only make this material available to Professional Clients and Eligible Counterparties as defined by the FCA under the Markets in Financial Instruments Directive.



GLOBAL AFFILIATES

Boston London Singapore Sydney

ACADIAN-ASSET.COM