

Australian Ethical is one of Australia's leading ethical fund managers. By investing responsibly in well-managed ethical companies, we deliver competitive financial performance to our clients and positive change to society and the environment. Since our inception in 1986, our Ethical Charter has guided all investment decisions and underpinned our business practices. Every year 10 per cent of our profits* are distributed to charitable organisations and social impact initiatives through The Australian Ethical Foundation.

Investment objective

To provide long-term growth focusing on Australian companies that meet the Australian Ethical Charter.

Price information

Pricing frequency: Daily

Buy/Sell spread: 0.15%/0.15%

Fund facts

Fund size: \$175.01m

Benchmark: S&P/ASX 300 Accumulation

Asset class: Equity

Inception date: 19/09/1994

Minimum investment timeframe: 7 Years

Risk level: Very high

Risk level: Very high

Identifiers

ISIN code: AU60AUG00028

APIR code: AUG0002AU

Distributions

Frequency: 2

Dates: 30/06, 31/12

Fees

Management costs - PDS: 1.69%

Minimum initial investment: \$1,000
\$500 with a Regular investor plan

Additional transactional and operational costs: 0.03%

A full explanation of all the fees and costs that you may be charged for investing in the Fund is provided in the Fund's Product Disclosure Statements available from our website australianethical.com.au

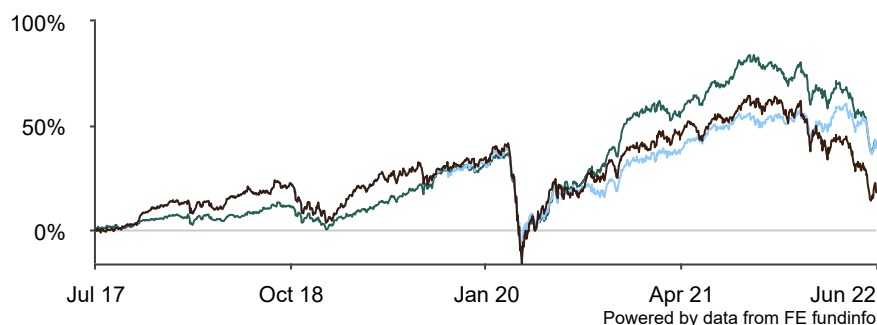
*(after tax, before bonus expense)

**The Benchmark was the composite S&P/ASX Small Industrials Accumulation Index from inception until 12 August 2019 and the S&P/ASX 300 Accumulation Index thereafter.

Investment strategy

The opportunity to invest in a diversified share portfolio of companies predominately listed on the ASX and selected on the basis of their social, environmental and financial credentials. The Fund utilises an active stock-picking management style with stocks generally selected for growth rather than income, with a bias towards smaller capitalisation stocks listed on the ASX. All stocks are chosen on the basis of relative value where we deem the risks are being adequately priced.

Cumulative performance (as at 30/06/2022)



■ Australian Ethical Australian Shares

■ S&P/ASX 300 Accumulation

■ S&P/ASX Small Indust.

Performance (as at 30/06/2022)

| | 1m | 3m | 6m | 1y | 3y | 5y | 10y | Since inception |
|--------------------------|--------|--------|--------|--------|-------|------|-------|-----------------|
| Fund | -10.6% | -18.2% | -21.6% | -17.8% | 6.0% | 6.9% | 11.3% | 9.5% |
| S&P/ASX 300 Accumulation | -9.0% | -12.2% | -10.4% | -6.8% | 3.4% | 6.8% | 9.1% | 7.0% |
| S&P/ASX Small Indust. | -10.0% | -18.4% | -25.9% | -24.0% | -2.2% | 3.3% | 7.3% | 6.4% |

Calendar Performance (as at end 2021)

| | CY2021 | CY2020 | CY2019 | CY2018 | CY2017 |
|--------------------------|--------|--------|--------|--------|--------|
| Fund | 14.2% | 19.9% | 27.0% | -4.1% | 9.0% |
| S&P/ASX 300 Accumulation | 17.5% | 1.7% | 22.5% | -6.5% | 15.7% |
| S&P/ASX Small Indust. | 13.7% | 5.9% | 24.5% | -6.5% | 15.7% |

Source: FE fundinfo.

Total returns are calculated using the sell (exit) price, net of management fees and gross of tax as if distributions of income have been reinvested at the actual distribution reinvestment price. The actual returns received by an investor will depend on the timing, buy and exit prices of individual transactions. Return of capital and the performance of your investment in the fund are not guaranteed. Past performance is not a reliable indicator of future performance. Figures showing a period of less than one year have not been adjusted to show an annual total return. Figures for periods of greater than one year are on a per annum compound basis. The current benchmark may not have been the benchmark over all periods shown in the above chart and tables. The calculation of the benchmark performance links the performance of previous benchmarks and the current benchmark over the relevant time periods.

Australian Ethical Australian Shares Fund

Fund Profile - 30 June 2022

Australian
Ethical



Top 10

| | |
|---|------|
| MACQUARIE TELECOM GROUP LTD ORD F/PD DS | 4.7% |
| SUNCORP GROUP LIMITED | 3.7% |
| BANK OF QUEENSLAND LIMITED | 3.7% |
| HEALIUS LTD | 3.4% |
| GENWORTH MORTGAGE INSURANCE | 3.3% |
| CONTACT ENERGY LTD | 3.2% |
| NATIONAL AUSTRALIA BANK | 3.2% |
| BENDIGO AND ADELAIDE BANK LIMITED | 3.2% |
| WESTPAC BANKING CORPORATION ORD F/PD SHARES | 3.1% |
| COCHLEAR LTD | 3.1% |

Ratings and awards

RIAA

Certification:



CERTIFIED BY RIAA

Why invest ethically?

Portfolio diversification: Diversify your portfolio by investing in companies and sectors not well covered by other fund managers and brokers.

Help build a better world: Invest in the new, low - carbon economy, fund medical and technology breakthroughs, efficient transport and more.

Promote human rights: We strive to avoid any investment in companies involved in the poor treatment of asylum seekers or the exploitation of workers through poor working conditions.

Need Help?

Contact us Monday-Friday on:

T 1800 021 227

F 02 9252 1987

E investors@australianethical.com.au

W australianethical.com.au

Australian Ethical Investment Ltd

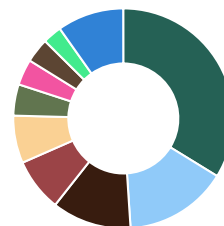
c/o Boardroom Pty Ltd

GPO Box 3993

Sydney NSW 2001

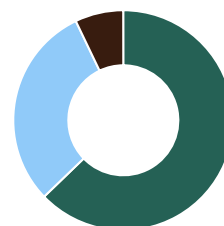
Sector allocation

| | |
|------------------------|-------|
| Financials | 33.8% |
| Health Care | 15.2% |
| Information Technology | 11.7% |
| Utilities | 7.8% |
| Communication Services | 7.0% |
| Real Estate | 4.6% |
| Consumer Discretionary | 3.8% |
| Industrials | 3.6% |
| Materials | 2.8% |
| Other | 9.8% |



Asset allocation

| | |
|---------------------------|-------|
| Australian & NZ Small Cap | 62.8% |
| Australian & NZ Large Cap | 30.1% |
| Cash | 7.1% |



Commentary

The Australian Shares Fund fell -18.2% (-18.0% Wholesale) underperforming its benchmark which fell -12.2% over the June Quarter. The primary reason for the underperformance is the divergence in performance of small companies compared to large cap Australian companies noting the Fund has greater than 50% of its investment outside the ASX100. This underperformance is specifically attributed to the Funds significant overweight allocation into the information technology sector, the weakest performing sector, with healthcare also a laggard. The technology sell-off has been led out of the US, with microcap and small-cap companies in their earlier stage of commercial development particularly hard hit. We continue to believe superior growth attributes are the primary reason for investing into small and microcap companies, irrespective of interest rates and consequently have been adding to some of our underperforming names. We believe there will be merger and acquisition activity if share prices remain weak.

Australian Ethical Investment Ltd (ABN 47 003 188 930, AFSL 229949) is the Responsible Entity of the Australian Ethical managed funds. This information is of a general nature and is not intended to provide you with financial advice or take into account your personal objectives, financial situation or needs. Before acting on the information, consider its appropriateness to your circumstances and read the Financial Services Guide (FSG) and relevant product disclosure statement (PDS) and target market determination (TMD) available at www.australianethical.com.au/managedfunds/pds. You may wish to seek independent financial advice from a licensed financial adviser before making an investment decision. The performance of your investment in the Australian Ethical is not guaranteed; past performance is not a reliable indicator of future performance. The information contained in this document is believed to be accurate at the time of compilation. Where MSCI data is used, data is the property of MSCI. No use or distribution without written consent. Data provided "as is" without any warranties. MSCI assumes no liability for or in connection with the data. For full MSCI and RIAA disclaimer, please see <https://www.australianethical.com.au/sources/>