

# Investors Mutual All Industrials Share Fund



Monthly report October 2020

Fund status: OPEN

- ▶ Global sharemarkets finished the month lower following a sell-off in the final week as further lockdowns were announced
- ▶ The Australian sharemarket finished the month higher, buoyed by strength in the Banking and IT sectors
- ▶ We continue to adopt a cautious approach to the sharemarket while looking to selectively deploy some of the Fund's cash

	1 month	3 months	1 Year	3 years <sup>^</sup>	5 Years <sup>^</sup>	Since inception <sup>^</sup>
Income	+0.0%	+0.0%	+4.0%	+7.7%	+7.6%	+5.9%
Growth	+1.1%	+0.8%	-21.4%	-10.5%	-5.6%	+1.5%
Total Return*	+1.1%	+0.8%	-17.4%	-2.8%	+2.0%	+7.4%
Benchmark**	+2.7%	+3.0%	-9.0%	+3.1%	+5.7%	+7.6%

<sup>^</sup>% Performance per annum. \*Fund returns are calculated net of management fees, and assuming all distributions are re-invested. Investors should be aware that past performance is not indicative of future performance. Returns can be volatile, reflecting rises and falls in the value of underlying investments.

\*\*The benchmark for this Fund is the S&P/ASX 300 Industrial Accumulation Index

## Sharemarket Commentary

Amidst a significant uptick in volatility in the final week of the month, global equity markets finished the month lower, with the MSCI World Index falling -2.7% for the month, following September's -3% loss. All major bourses finished October in the red, unsettled by rising COVID cases through the US and Europe, the reintroduction of new lockdown measures throughout Europe and uncertainty arising from a contested US election. The US S&P500 fell -2.7% over the month, courtesy of a -6% fall in the final week. The tech-heavy Nasdaq index finished -2.3% lower over the month, with the Tech giants leading the sell-off after reporting earnings that failed to impress, coupled with cautious earnings guidance citing renewed pandemic risks. Across the Atlantic, Europe's Stoxx50 and the UK's FTSE100 index shed -7.3% and -4.8% respectively as European Governments reintroduced strict lockdown measures.

Domestically, the Federal Budget highlighted the significant impact of the pandemic on the nation's finances, with a projected deficit of \$214 billion for 2020-21, augmented by a fiscal stimulus package that was more generous than widely expected. Complementing the fiscal spend, the RBA cut rates by 0.15% in early November, taking the cash rate down to a new record low of 0.10%, whilst announcing a further \$100 billion in asset purchases as part of their QE programme.

Despite the -5% slide in the final week of the month, the Australian sharemarket as measured by the ASX300 held on to finish October with a positive return of +1.9%. M&A activity was a significant driver with the likes of Coca-Cola Amatil, Link Administration and AMP all receiving bids from offshore suitors. The major banks enjoyed a solid rebound in October after their sell-off in September, returning over +7% supported by the prospect of loosening responsible lending laws and a reduction in the amount of loans on repayment deferral. The Consumer Staples sector also had a good month, returning +5% as the supermarket chains continue to do well. The IT sector continued its ascent, returning a further +9% over the month, as the 'fear of missing out' trade continued to buoy the likes of Afterpay and WiseTech.

The *Investors Mutual All Industrials Share Fund* had a solid month, gaining +1.1%, although this was below the benchmark's return of +2.7% with many of the Fund's core holdings including Telstra, Amcor, Orica, Brambles and Aurizon all under pressure over the month, although we remain comfortable with all these holdings and we used share price weakness to increase our holding in these very good quality companies at what we believe are very attractive prices. The local IT sector continues to be significantly overvalued, in our view, and we continue to find much better value elsewhere. Many of our core holdings had a positive month including AusNet, Metcash and Coles.

Over the month we used strength in the share prices of companies such as AusNet and Coles to trim our holdings, and used this cash to add to our holdings in good quality companies such as Brambles, Amcor and Tabcorp where we believe the outlook remains positive going forward.

We continue to focus on companies that, in our view, have a strong franchise, experienced and capable management and a resilient business that can continue to generate healthy cash flows over the next few years. While the Fund's performance has lagged the sharemarket in recent times, we remain comfortable with the overall quality of the stocks in the portfolio and the Fund's positioning.

## Level of Franking (%)\*

FY16	55.9%
FY17	39.3%
FY18	34.0%
FY19	35.2%
FY20	57.9%

\*As per IFSA Standard

## Monthly Movements

S&P 500	-2.7%
Euro Stoxx 50	-7.3%
Nikkei	-0.9%
ASX 300 Ind	+2.7%
AUD/USD	-2.0%
Gold	-0.3%
Oil	-8.5%
Iron Ore	-1.7%

## Fund information

APIR	IML0004AU
Inception	1 May 2002
Size	\$177 M
Application	\$1.3136
Redemption	\$1.3070
Cash	10.7%
Mngmnt fee	0.993% p.a.
Investment horizon	4-5 years
Distribution	Semi-annually
Managers	Anton Tagliaferro Michael O'Neill

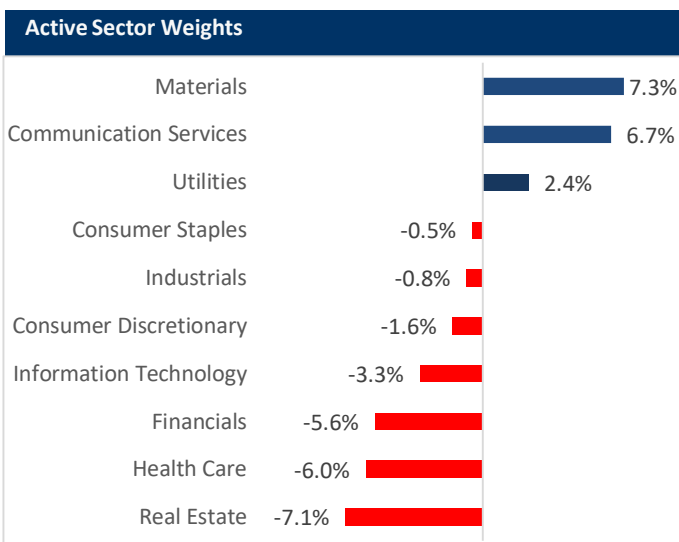
# Investors Mutual All Industrials Share Fund

Monthly report October 2020



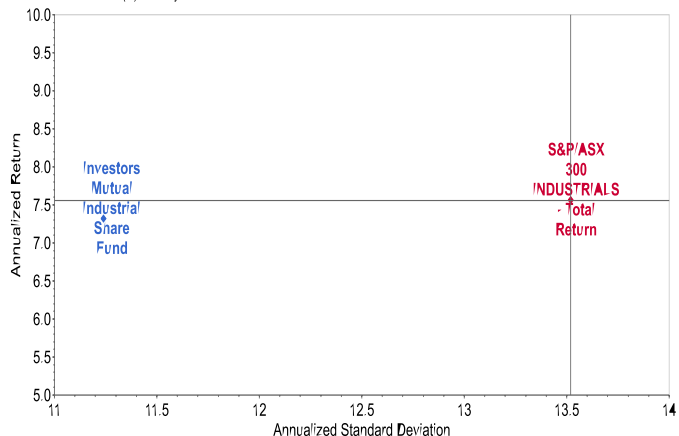
Characteristics	Fund	Benchmark
Number of stocks	38	238
Portfolio Turnover*	23%	N/A
Annualised Tracking Error	4.09	N/A
Volatility (STD DEV) since inception	11.24	13.52
Portfolio Beta since inception	0.80	1.00

\*Annual portfolio turnover over the last 12 months is computed by taking the lesser of purchases or sales and dividing by the average monthly net assets



### Since Incept. Risk Return Fund vs Benchmark\*

Since Inception Risk Return  
05/31/2002 to 10/31/2020 (M) Currency: AUD Portfolio: Investors Mutual Industrial Share Fund Benchmark: S&P/ASX 300 INDUSTRIALS - Total Return Mult



\*Benchmark = S&P/ASX 300 Industrial Accumulation Index, Source: Factset

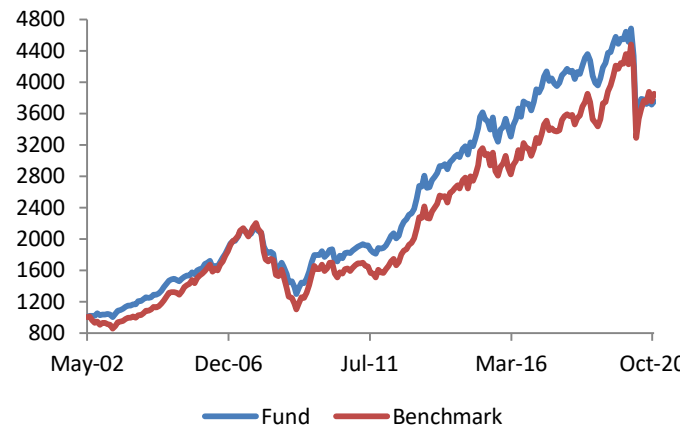
Researcher	Rating
Morningstar	Bronze
Lonsec	Contact IML for the most recent rating
Zenith	Recommended

### Portfolio top holdings

Company Name	ASX Code
National Australia Bank	NAB
CSL	CSL
Telstra	TLS
Westpac Bank	WBC
Coles	COL
Aurizon	AZJ
Amcor	AMC
Insurance Australia Group	IAG
Crown Resorts	CWN
Suncorp	SUN

Source: IML

### Since Incept. Cumulative Perf. Fund vs Benchmark\*



\*Benchmark = S&P/ASX 300 Accumulation Index, Source: IML



[iml.com.au](http://iml.com.au) 1300 551 132 [iml@iml.com.au](mailto:iml@iml.com.au)

Disclaimer: While the information contained in this report has been prepared with all reasonable care, Investors Mutual Limited accepts no responsibility or liability for any errors or omissions or misstatements however caused. This is general securities information only and is not intended to constitute a securities recommendation. This information does not account for your investment objectives, particular needs or financial situation. Past performance is not indicative of future performance. Investors Mutual Limited (AFSL 229988) is the issuer of the Investors Mutual All Industrials Share Fund. Applications can only be made by reference to the current Product Disclosure Statement, or through IDPS products that include these Funds. The Product Disclosure Statement can be obtained by contacting Investors Mutual or at <http://www.iml.com.au/how-to-invest/pds-and-forms>. Potential investors should consider the Product Disclosure Statement before deciding whether to invest, or continue to invest in the Fund.