

December 2022

The **Investors Mutual All Industrials Share Fund** provides exposure to an actively managed portfolio of quality industrial shares listed on the ASX. The Fund aims to provide attractive investment opportunities for investors seeking medium-to-long-term capital growth with income.

	1 month	3 months	1 year	3 years [^]	5 Years [^]	10 years [^]	Since inception [^]
Income	+0.8%	+0.9%	+8.7%	+5.1%	+6.8%	+6.6%	+6.1%
Growth	-2.6%	+7.3%	-7.0%	-1.2%	-2.9%	+1.2%	+2.1%
Total Return*	-1.8%	+8.2%	+1.7%	+3.9%	+3.9%	+7.8%	+8.2%
Benchmark**	-4.0%	+7.2%	-8.0%	+3.1%	+5.3%	+8.7%	+7.7%

[^]% Performance per annum. *Fund returns are calculated net of management fees, and assuming all distributions are re-invested. Investors should be aware that past performance is not a reliable indicator of future performance. Returns can be volatile, reflecting rises and falls in the value of underlying investments. **The benchmark for this Fund is the S&P/ASX 300 Industrial Accumulation Index.

Fund Performance

- ▶ The **All Industrials Share Fund** was up strongly over the quarter, rising +8.2%, ahead of the benchmark's return of +7.2%. The Fund was also significantly ahead over the calendar year, returning a positive +1.7%, comparing very favourably to the benchmark's -8.0%
- ▶ The MSCI World Index was up +7.5% for the quarter, thanks to strong gains in October-November, although global markets dipped again in December as concerns resurfaced about the global economy slowing in 2023 as interest rates continue rising around the globe.
- ▶ For the ASX 300, the Utilities sector was the strongest performer, up +28%, due mainly to a \$9 a share bid for Origin Energy by Brookfield Asset Management. The Financials sector also rose strongly, +10.8%, as banks and insurers benefited from rising rates and premiums
- ▶ The Fund benefited from strong share price gains from Orica and Virgin Money over the quarter, after they both announced strong FY22 results. Steadfast and Suncorp also had a good quarter as investors factored in rising insurance premiums.
- ▶ SkyCity had a tough quarter, after Austrac announced proceedings against it in relation to AML breaches at its Adelaide casino while Medibank fell heavily after a well-publicised cyber-attack.
- ▶ Over the quarter we used the strong price appreciation to trim our positions in stocks such as News Corp and United Malt Group, while using share price weakness to increase our holdings in Medibank and Sonic Healthcare as we remain confident of both companies' long-term prospects.

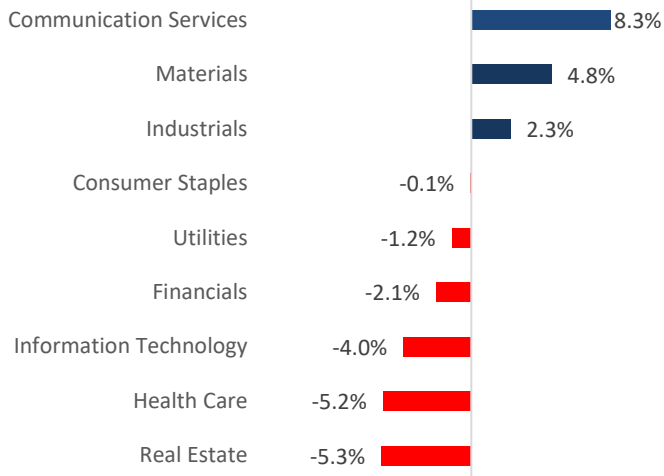
Outlook

- ▶ Given that inflation remains high in most parts of the world, and interest rates are still on the rise, we believe sharemarkets will remain volatile given the ongoing uncertainty. While inflation appears to be peaking in some parts of the world, the impact on corporate earnings from higher interest rates and slower economic growth is yet to be fully reflected in many companies' earnings expectations.
- ▶ We are closely watching some high-quality companies that have looked expensive to us for some time and if tougher economic times lead to their share prices weakening, we are looking to buy these targeted companies at what we believe will be attractive valuations.

Stocks in Focus

- ▶ **Orica (ORI)**, the world's leading explosives manufacturer, rebounded following a strong FY22 result. Underlying NPAT (Net Profit After Tax) was up over 50%, following a weaker FY21 due to Covid-related restrictions. With explosives prices now trading materially above Orica's contracted prices the company should benefit greatly in coming years from increased margins as contracts roll-over to higher prices, as well as increased demand as Covid restrictions ease.
- ▶ **Aurizon (AZJ)**, Australia's largest rail freight operator, had a solid quarter due to continued high coal prices and strong underlying demand. While extremely wet weather means the company may miss its FY23 coal volume guidance, this should not be significant as most of its volume is on a take or pay basis. More significantly, late in the quarter it announced the sale of its East Coast Rail (ECR) business for \$925m, slightly above market expectations. This is a very good result as it vastly improves AZJ's balance sheet and allows it to continue to invest in growing its bulk business and diversifying away from coal. The sale of ECR means the company can increase its dividend levels in the years ahead, putting the stock on a dividend yield of around 7% fully franked, with a high component of franking.
- ▶ **Metcash (MTS)** is Australia's largest wholesaler to independently owned hardware, food and liquor businesses. In December the company announced a very solid first half result, beating expectations in hardware and liquor and the food division broadly in line. Cash flow was a little weaker than expected, due to higher inventories as sales grew strongly over the half, although we believe this will return to normal levels in future. Metcash remains a well-managed, defensive company trading at relatively inexpensive multiples, with an attractive dividend yield.

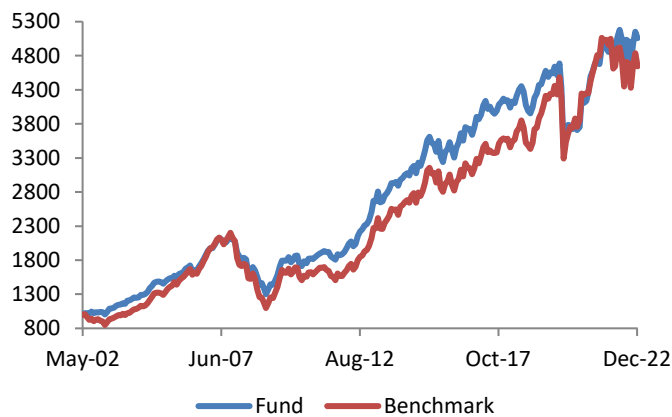
Active Sector Weights



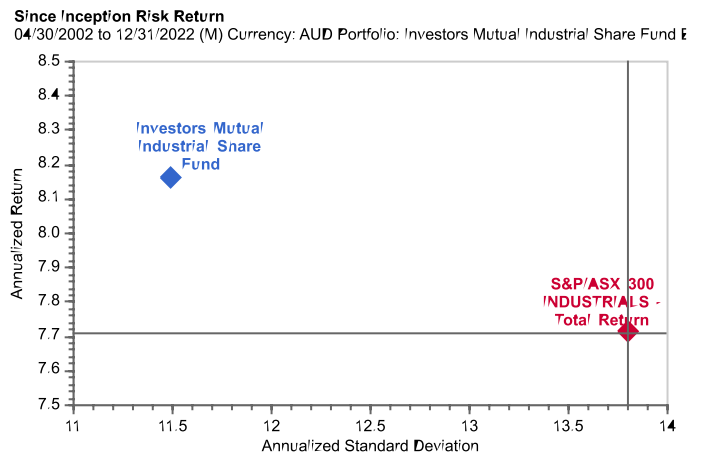
Top 10 Holdings

Company	ASX code
National Australia Bank	NAB
CSL	CSL
Telstra	TLS
Westpac	WBC
Brambles	BXB
Orica	ORI
Aurizon	AZJ
Steadfast	SDF
Suncorp	SUN
The Lottery Corporation	TLC

Growth of \$1,000 Invested at Inception



Fund Risk-Return vs Benchmark



Since inception: 1 May 2002: Cumulative performance of the Fund vs its benchmark; Benchmark = S&P/ASX 300 Industrial Accumulation Index; Source: IML,Factset

Fund Facts	
ARSN	093 182 695
APIR	IML0004AU
Inception	1 May 2002
Benchmark	S&P/ASX 300 Industrial Accumulation Index
FUM	\$150 M
Investment Horizon	4-5 years
Minimum Initial Investment	A\$50,000
Minimum Additional Investment/ Redemption	A\$5,000
Distributions	Generally semi-annual
Performance Fee	Nil
Management Fee	0.993% p.a. of the net assets of the fund (includes GST)

Portfolio Characteristics	Fund	Benchmark		
No. of stocks	34	227		
Portfolio turnover ¹	30%	NA		
Portfolio Beta (since inception)	0.80	1.00		
Franking level (%) ²				
FY22	FY21	FY20	FY19	FY18
25.2%	124.1%	57.9%	35.2%	34.0%
Fund Ratings				
Morningstar	Bronze			
Lonsec	Recommended *Visit lonsec.com.au/logo-disclosure for important information about this rating			

¹ Annual portfolio turnover over the last 12 months is computed by taking the lesser of purchases or sales and dividing by the average monthly net assets
² As per FSC standard.

Asset Classes and Allocation Range	Aust Equities (80-100%) Cash (0-20%)
------------------------------------	---



iml.com.au



iml@iml.com.au



1300 551 132

Disclaimer: While the information contained in this report has been prepared with all reasonable care, Investors Mutual Limited accepts no responsibility or liability for any errors or omissions or misstatements however caused. This is general securities information only and is not intended to constitute a securities recommendation. This information does not account for your investment objectives, particular needs or financial situation. Past performance is not indicative of future performance. Investors Mutual Limited (AFSL 229988) is the issuer of the Investors Mutual Australian Share Fund. Applications can only be made by reference to the current Product Disclosure Statement, or through IDPS products that include these Funds. The Product Disclosure Statement and Target Market Determination can be obtained by contacting Investors Mutual or at <http://www.iml.com.au/how-to-invest/pds-and-forms>. Potential investors should consider the Product Disclosure Statement before deciding whether to invest, or continue to invest in the Fund.