

Investors Mutual All Industrials Share Fund



Quarterly Report December 2021

Fund status: OPEN

- ▶ Global sharemarkets enjoyed a strong year on a confluence Covid vaccine efficacy and ongoing stimulus
- ▶ The Australian sharemarket also had a strong year returning +17.5%, albeit with mixed sector performance
- ▶ We continue to use volatility to top up in good quality companies we believe can do well over the next 3-5 years

	1 month	3 months	1 Year	3 years [^]	5 Years [^]	Since inception [^]
Income	+2.4%	+2.3%	+3.5%	+5.2%	+7.1%	+5.9%
Growth	-0.0%	-2.1%	+17.5%	+2.7%	-2.1%	+2.6%
Total Return*	+2.4%	+0.2%	+21.0%	+7.9%	+5.0%	+8.5%
Benchmark**	+1.8%	+0.5%	+19.5%	+13.7%	+9.0%	+8.6%

[^]% Performance per annum. *Fund returns are calculated net of management fees, and assuming all distributions are re-invested. Investors should be aware that past performance is not indicative of future performance. Returns can be volatile, reflecting rises and falls in the value of underlying investments.

**The benchmark for this Fund is the S&P/ASX 300 Industrial Accumulation Index.

Sharemarket Commentary

Global equity markets delivered their third consecutive year of double-digit gains in 2021, with the MSCI World Index returning +21% for the calendar year as the world started to re-emerge from government-imposed lockdowns. Central banks around the world continued with their very accommodative monetary policies keeping interest rates at record lows while also continuing their stimulatory bond buying programs.

The US led global sharemarkets higher in 2021, with the S&P500 recording one of its best years on record with a +29% return, setting fresh record highs throughout the year. The tech heavy NASDAQ index lagged as investors rotated out of riskier names late in the year, as investors started factoring higher interest rates in future. Across the Atlantic the mood was equally buoyant with Europe's Stoxx50 index returning +24%, whilst Japan's Nikkei returned a more modest +7%.

The year was not without its challenges, as the emergence of new Covid variants threatened to derail the global economic recovery as governments looked to impose further lockdown measures and stricter travel restrictions. Chinese and Hong Kong stockmarkets had a year to forget, falling -14% and -5% respectively, as investors weighed Beijing's regulatory crackdown on the tech and education sectors. The near implosion of one of China's largest property developers – Evergrande – also weighed on these two markets as investors worried about financial contagion through the Chinese property markets and economy. The rising threat of inflation weighed heavily on investor sentiment. As such bond markets sold off as yields rose in the second half of the year on expectations that central banks may have to tighten their ultra-loose policy stance as inflation around the world continued to increase. December heralded the beginning of central bank tightening with the US Fed signalling its intent to slow its bond purchases, as well as hike interest rates by 0.25% three times in 2022, whilst the Bank of England emerged as the first of the major central banks to hike its official interest rates to combat inflation.

Similar to global peers, the ASX300 enjoyed a strong year, returning +17.5% and reaching fresh record highs in the back half of the year. The calendar year saw a frenzy of M&A activity as lower interest rates tempted many acquirers to take over companies that looked good long-term value with 'old economy' companies such as AusNet, Spark Infrastructure, Crown Resorts, Sydney Airport, Z Energy and Australian Pharmaceutical Industries all receiving takeover offers.

Global sharemarkets enjoyed a buoyant final quarter to CY21 with the MSCI World Index returning +7%. This was led by the US S&P 500 which returned +11% for the quarter as re-openings drove a significant pickup in economic activity and continued strong US earnings growth, as many companies leveraged their ability to pass on rises in prices for their products.

Conversely the ASX300 was a little lacklustre in the final quarter of CY21, returning +2.2%. Sector performance was mixed. The Resources sector enjoyed a strong quarter up +9%, primarily driven by the iron ore miners. The Industrials segment of the market was held back by a poor performance from the Financials sector as the banking sector was sold off on concerns of how earnings are likely to be impacted by a sharp compression in the sectors net interest margins, as record low interest rates and fierce competition in mortgage pricing take their toll. Similar to moves across the globe, the local Technology sector sold off as investors weighed the prospect of higher interest rates on much of the speculative fare within the sector. Afterpay, the previous star of the sector, was one of the more prominent victims shedding over -30% of its market value. Positively, the Utilities sector enjoyed a strong quarter with both Origin and AGL up firmly reflecting expectations for an improvement in electricity prices through 2022. Also buoyant was the Communication Services sector led by Telstra, with the company continuing to benefit from the better prospects for its mobile division and from the company's share buyback. Furthermore, Nine Entertainment continued its strong run with both Stan and Domain continuing to demonstrate very strong revenue growth in the second half of calendar 2021.

Fund Information

APIR	IML0004AU
Inception	1 May 2002
Size	\$174 M
Application (Ex)	\$1.6773
Redemption (Ex)	\$1.6689
Cash	1.5%
Management fee	0.993% p.a.
Investment horizon	4-5 years
Distributions	Semi-annually
Managers	Anton Tagliaferro, Michael O'Neill & Tim Wood

Level of Franking (%)*

FY16	55.9%
FY17	39.3%
FY18	34.0%
FY19	35.3%
FY20	57.9%
FY21	124.1%

*As per FSC Standard

Performance & Strategy

The **Investors Mutual All Industrials Share Fund** had a positive year returning +21.0%, ahead of the benchmark's 19.5% return. The Fund's performance was helped in the second half by what we see as the start of a return to more fundamental investing with the prospect of the end of free money looming large. Takeover bids for good quality companies which were trading at very attractive valuations also helped. Our core holdings in Telstra, Tabcorp, AusNet (under takeover), Metcash, Incitec Pivot, Steadfast and Sonic Healthcare all enjoyed a strong year.

For the final quarter of the year, the Fund posted a lacklustre return of +0.2%, which slightly lagged the benchmark's return of +0.5%. Over the quarter the portfolio benefited from its holdings in Metcash, Telstra, Crown Resorts (under takeover), Incitec Pivot and Steadfast. Conversely, IAG and Pact Group endured a weaker quarter on short term impositions, and we remain very confident in the long-term outlook for both businesses, especially in light of their attractive valuations and strong positioning in their respective industries.

Over the quarter we took advantage of several strong share price performances across the portfolio to take part profits in companies like Woolworths, Cleanaway, Incitec Pivot and Sonic Healthcare. We used the proceeds to top up our holdings in companies like Brambles, TPG and United Malt, all of which are well positioned over the medium to longer term and which we believe represent compelling valuation.

Stock Stories

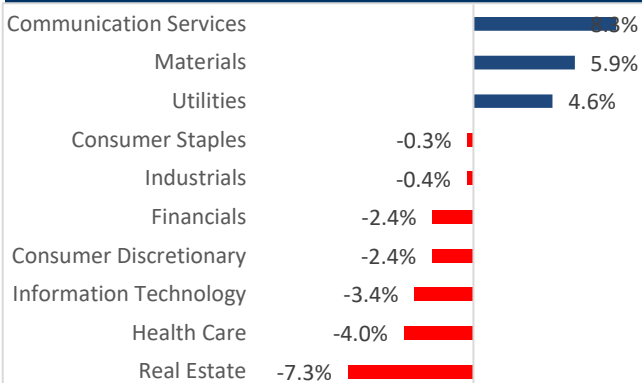
CSL (CSL) finished the quarter down slightly after making the \$17.2bn AUD acquisition of Swiss company Vifor pharma. Vifor is a specialist pharma company focused on iron deficiency and kidney related drugs. Vifor's key asset is a highly profitable JV with the largest provider of dialysis services in the world, providing Vifor with a large pool of customers to sell its kidney related drugs. The deal was funded with debt and a \$6.3bn equity raising at \$273 share price. The acquisition is forecast to be double-digit accretive to CSL's earnings as well as provide them with a strong distribution channel to sell their kidney related drugs currently in phase III development. CSL continues to look attractively priced considering the quality of the business and the large number of potential products they have in phase III trails, including CSL 112 and a number of transplant drugs.

Telstra (TLS) shares added 6.4% for the quarter, on the back of positive news flow. In October TLS announced that it had acquired Digicel Asia Pacific in conjunction with the Australian Government, with the Government contributing around 80% of the \$1.6bn purchase price while TLS will retain 100% of the equity and receive a guaranteed dividend stream. While not overly material from a financial perspective, the deal cements a stronger relationship between TLS and the Government (since highlighted by a 5 year \$1bn contract with the Department of Defence). The company also announced at its investor day in November that it has finalised the separation of the company's fixed line infrastructure into InfraCo Fixed, paving the way to unlock further value through a potential partial sale of that asset. This follows the sale of a 49% stake in the company's tower assets (Amplitel) to the Future Fund earlier in 2021 for a higher than expected price, highlighting the strong valuations currently being achieved for infrastructure-type assets in the current environment.

Outlook

As we head into 2022, we believe sharemarkets will be primarily influenced by the direction of interest rates as central banks continue to mull over whether current inflationary trends are transitional or becoming embedded. As such, we continue to steer away from the riskier parts of the sharemarket and remain focused on identifying and holding what we assess to be good quality companies, that we believe are well managed, which offer sound value, and which can do well over the next 3-5 years.

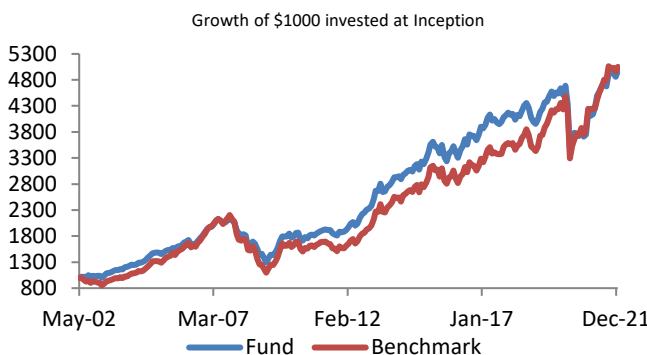
Sector Active Weights




Portfolio Top Holdings

Portfolio Top Holdings	ASX Code
National Australia Bank	NAB
Telstra	TLS
Westpac Bank	WBC
CSL	CSL
AusNet	AST
Orica	ORI
Brambles	BXB
Aurizon	AZJ
Suncorp	SUN
Amcor	AMC

Since Incept. Cumulative Perf. Fund vs Benchmark*



Since Incept. Risk Return Fund vs Benchmark*



iml.com.au 1300 551 132 iml@iml.com.au

Disclaimer: While the information contained in this report has been prepared with all reasonable care, Investors Mutual Limited accepts no responsibility or liability for any errors or omissions or misstatements however caused. This is general securities information only and is not intended to constitute a securities recommendation. This information does not account for your investment objectives, particular needs or financial situation. Past performance is not indicative of future performance. Investors Mutual Limited (AFSL 229988) is the issuer of the Investors Mutual All Industrials Share Fund. Applications can only be made by reference to the current Product Disclosure Statement, or through IDPS products that include these Funds. The Product Disclosure Statement can be obtained by contacting Investors Mutual or at <http://www.iml.com.au/how-to-invest/pds-and-forms>. Potential investors should consider the Product Disclosure Statement before deciding whether to invest, or continue to invest in the Fund.