

July 2022

The **Investors Mutual Future Leaders Fund** provides exposure to an actively managed portfolio of quality ASX listed Australian shares outside the Top 50. The Fund aims to provide attractive investment opportunities for investors seeking medium to long term capital growth with income.

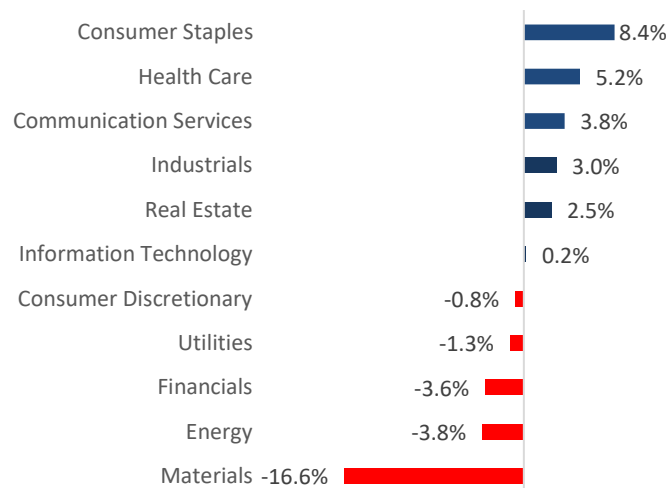
## Fund Performance

- ▶ The Fund had a very strong month, up +8.6% in July, although behind the benchmark which rebounded +10.0%.
- ▶ Many of the Fund's stocks – such as GUD, TPG and Pact - performed well in July as they rebounded from previously oversold levels.
- ▶ The Fund's return was lower than its benchmark mainly due to our caution towards the more speculative Tech and Resources companies, many of which rallied strongly in July as investors hoped the sharemarket had bottomed.
- ▶ We believe sharemarket volatility may return in coming months given the many uncertainties and as such we continue to adopt a cautious approach, looking for opportunities to buy good quality companies when their valuations look attractive.

	1 month	3 months	1 year	3 years <sup>^</sup>	5 Years <sup>^</sup>	10 years <sup>^</sup>	Since inception <sup>^</sup>
Total Return*	+8.6%	-6.8%	-1.3%	+2.1%	+3.8%	+9.7%	+9.6%
Benchmark**	+10.0%	-7.9%	-6.9%	+5.8%	+8.7%	+9.8%	+8.7%

<sup>^</sup>% Performance per annum. \*Fund returns are calculated net of management fees, and assuming all distributions are re-invested. Investors should be aware that past performance is not a reliable indicator of future performance. Returns can be volatile, reflecting rises and falls in the value of underlying investments. \*\*The benchmark for this Fund is the S&P/ASX 300 Accumulation Index (excluding S&P/ASX50, excluding Property Trusts).

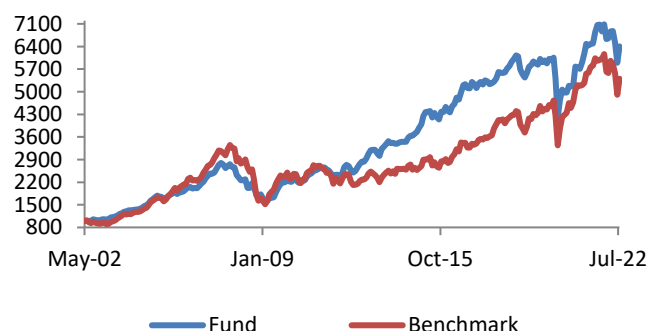
## Active Sector Weights



## Top 10 Holdings

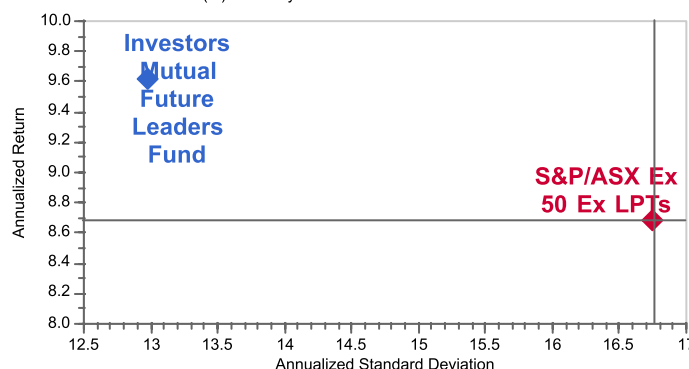
Top 10 Holdings	ASX code
Tassal	TGR
Codan	CDA
SkyCity	SKC
SG Fleet	SGF
TPG	TPG
Aurizon	AZJ
Pact	PGH
Bank of Queensland	BOQ
Ampol	ALD
Infomedia	IFM

## Growth of \$1,000 Invested at Inception



## Fund Risk-Return vs Benchmark

Since Inception Risk Return  
04/30/2002 to 07/31/2022 (M) Currency: AUD Portfolio: Investors Mutual Future Leaders Fund Be



Since inception: 1 May, 2002: Cumulative performance of the Fund vs its benchmark; Benchmark = S&P/ASX 300 Accumulation Index (excluding S&P/ASX50, excluding Property Trusts). Source: IML,Factset

Fund Facts	
ARSN	093 182 828
APIR	IML0003AU
Inception	1 May 2002
Benchmark	S&P/ASX 300 Accumulation Index (excluding S&P/ASX50, excluding Property Trusts)
FUM	\$393 M
Investment Horizon	4-5 years
Minimum Initial Investment	A\$50,000
Minimum Additional Investment/Redemption	A\$5,000
Distributions	Generally semi-annual
Asset Classes and Allocation Range	Aust Equities (80-100%) Cash (0-20%)
Management Fee: 0.993% p.a. of the net assets of the fund (includes GST)	
Performance Fee: 15.375% of the change in value of the Redemption Price that exceeds the change in the value of the Fund's Benchmark (includes GST)	

Portfolio Characteristics	Fund	Benchmark
No. of stocks	64	224
Portfolio turnover*	36%	NA
Portfolio Beta (since inception)	0.68	1.00

\*Annual portfolio turnover over the last 12 months is computed by taking the lesser of purchases or sales and dividing by the average monthly net assets.

Fund Ratings	
Morningstar	Silver
Zenith	Recommended
Lonsec	Contact IML for the most recent rating



[iml.com.au](http://iml.com.au)



[iml@iml.com.au](mailto:iml@iml.com.au)



1300 551 132

*Disclaimer: While the information contained in this report has been prepared with all reasonable care, Investors Mutual Limited accepts no responsibility or liability for any errors or omissions or misstatements however caused. This is general securities information only and is not intended to constitute a securities recommendation. This information does not account for your investment objectives, particular needs or financial situation. Past performance is not a reliable indicator of future performance. Investors Mutual Limited (AFSL 229988) is the issuer of the Investors Mutual Future Leaders Fund. Applications can only be made by reference to the current Product Disclosure Statement, or through IDPS products that include these Funds. The Product Disclosure Statement (PDS) and Target Market Determination (TMD) can be obtained by contacting Investors Mutual or at <http://www.iml.com.au/how-to-invest/pds-and-forms>. Potential investors should consider the PDS and TMD before deciding whether to invest, or continue to invest in the Fund.*