

October 2022

The **Investors Mutual Equity Income Fund** provides exposure to a diversified portfolio of quality Australian shares for investors seeking a regular and relatively high-income stream and lower levels of volatility compared to the ASX300, along with some capital growth over time.

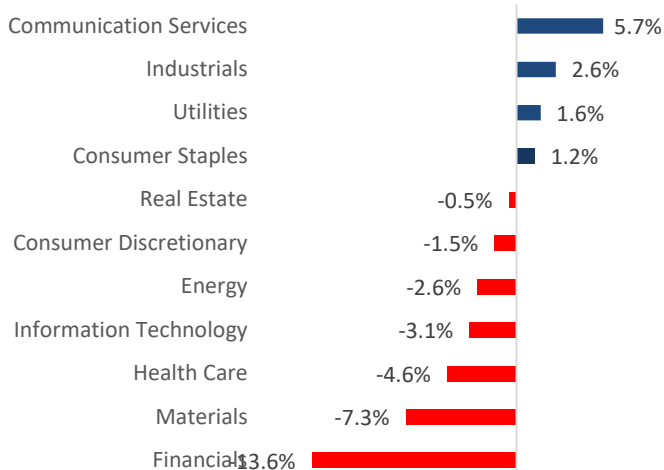
Fund Performance

- ▶ The Fund had a strong month in October, up +4.8%, although behind the benchmark's (ASX 300) return of +6.0%.
- ▶ As the market continued to fluctuate with inflation and interest rate uncertainty, we opportunistically used the daily movements to earn solid option income on some of our holdings such as Amcor, Newcrest Mining and Woodside Energy.
- ▶ We expect conditions to remain volatile given the continued economic uncertainty as we head into 2023. We will use times of market weakness to add to the Fund's positions in well-established, profitable companies with strong market positions.

	1 month	3 months	1 year	3 years [^]	5 Years [^]	10 years [^]	Since inception [^]
Income	+0.0%	+1.7%	+6.7%	+6.8%	+7.2%	+7.9%	+8.3%
Growth	+4.8%	-3.1%	-0.2%	-3.5%	-3.7%	-0.6%	-0.5%
Total Return*	+4.8%	-1.4%	+6.5%	+3.3%	+3.5%	+7.3%	+7.8%
Benchmark**	+6.0%	+0.5%	-2.6%	+4.9%	+7.2%	+8.7%	+7.5%

[^]% Performance per annum. *Fund returns are calculated net of management fees, and assuming all distributions are re-invested. Investors should be aware that past performance is not a reliable indicator of future performance. Returns can be volatile, reflecting rises and falls in the value of underlying investments. **The benchmark for this Fund is the S&P/ASX 300 Accumulation Index (ASX300)

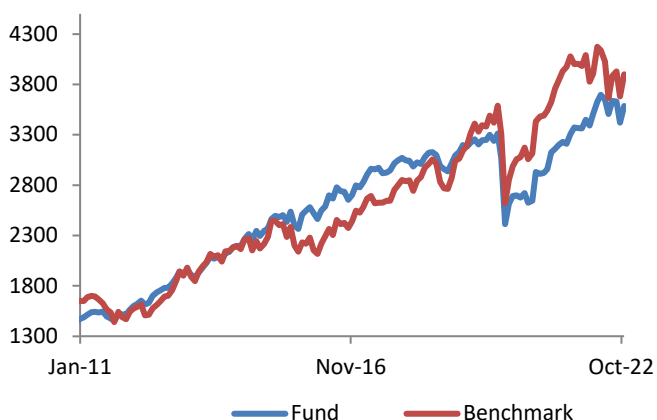
Active Sector Weights



Top 10 Holdings

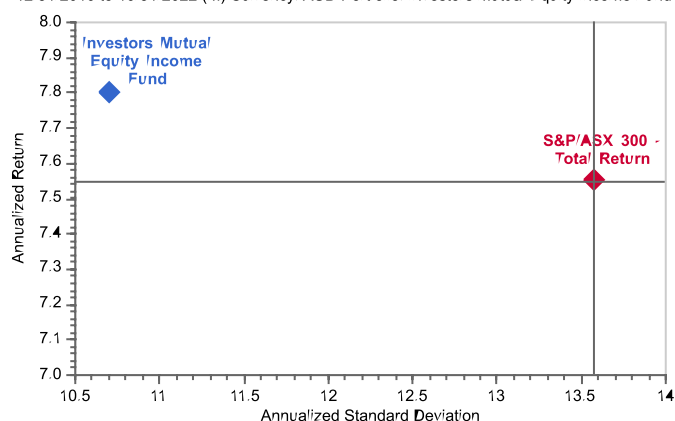
Top 10 Holdings	ASX code
Telstra	TLS
Orica	ORI
Aurizon	AZJ
Brambles	BXB
Coles	COL
Westpac	WBC
National Australia Bank	NAB
Insurance Australia Group	IAG
BHP	BHP
CSL	CSL

Growth of \$1,000 Invested at Inception



Fund Risk-Return vs Benchmark

Since Inception Risk Return
12/31/2010 to 10/31/2022 (M) Currency: AUD Portfolio: Investors Mutual Equity Income Fund E



Fund Facts	
ARSN	107 095 438
APIR	IML0005AU
Inception	1 January 2011
Benchmark	S&P/ASX 300 Accumulation Index
FUM	\$499 M
Investment Horizon	4-5 years
Minimum Initial Investment	A\$50,000
Minimum Additional Investment/Redemption	A\$5,000
Distributions	Quarterly
Performance Fee	Nil
Management Fee	0.993% p.a. of the net assets of the fund (includes GST)
Asset Classes and Allocation Range	Aust Equities (50-100%) Cash (0-50%)

Portfolio Characteristics	Fund	Benchmark
No. of stocks	41	300
Portfolio turnover*	23%	NA
Portfolio Beta (since inception)	0.72	1.00

*Annual portfolio turnover over the last 12 months is computed by taking the lesser of purchases or sales and dividing by the average monthly net assets.

Fund Ratings	
Morningstar	Bronze
Zenith	Recommended
Lonsec	Recommended *Visit lonsec.com.au/logo-disclosure for important information about this rating

The Value and Income Fund was restructured and renamed the Equity Income Fund on 1 January 2011 where the strategy of the Fund was changed to not hold international shares and to focus on its current strategy of generating income for unitholders. If the performance of the two funds are combined the results would be as follows:

	Fund Return	Benchmark
Since Inception^ 1 May 2004	+7.1%	+8.3%

^% Performance per annum. Fund returns are calculated net of management fees and assuming all distributions are re-invested. Past performance is not a reliable indicator of future performance. Fund returns are the Value and Income Fund prior to 31 December 2010 and the Equity Income Fund from 1 January 2011. The benchmark is the UBS Bank Bill+2% benchmark prior to 31 December 2010 and S&P/ASX 300 Accumulation Index from 1 January 2011.



iml.com.au



iml@iml.com.au



1300 551 132

Disclaimer: While the information contained in this report has been prepared with all reasonable care, Investors Mutual Limited accepts no responsibility or liability for any errors or omissions or misstatements however caused. This is general securities information only and is not intended to constitute a securities recommendation. This information does not account for your investment objectives, particular needs or financial situation. Past performance is not a reliable indicator of future performance. Investors Mutual Limited (AFSL 229988) is the issuer of the Investors Mutual Equity Income Fund. Applications can only be made by reference to the current Product Disclosure Statement, or through IDPS products that include these Funds. The Product Disclosure Statement (PDS) and Target Market Determination (TMD) can be obtained by contacting Investors Mutual or at <http://www.iml.com.au/how-to-invest/pds-and-forms>. Potential investors should consider the PDS and TMD before deciding whether to invest, or continue to invest in the Fund.