

CONCENTRATED AUSTRALIAN SHARE FUND

MONTHLY REPORT



30 APRIL 2023

The **Investors Mutual Concentrated Australian Share Fund** provides exposure to an actively managed concentrated portfolio of quality Australian shares listed on the ASX. The Fund aims to provide attractive investment opportunities for investors seeking medium-to-long-term capital growth with income.

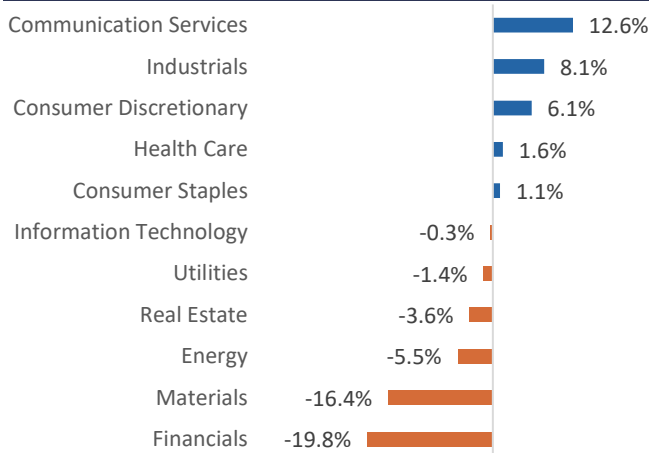
FUND PERFORMANCE

- The Fund was up +2.2% in April, ahead of the benchmark ASX 300, which rose +1.8%.
- The main reasons for the Fund's better relative performance were strong performances by many of our key holdings, as well as a poor month for the large iron ore miners which we remain cautious of due to their cyclical nature.
- Brambles was up 6% in April, after improving its pricing and margins and so upgrading guidance. Telstra rose too after a positive shareholder response to its price rises. Medibank, Orica, Tabcorp and CSL also performed strongly. The Lottery Corporation had a disappointing month, dropping slightly after smaller jackpots impacted revenue.
- The continuing sharemarket strength implies a belief in a painless retreat from high inflation as well as an early easing of interest rates. There are risks to this scenario, with inflation only likely to fall with consumer belt tightening and a rise in unemployment. The companies in the fund are well-established with competitive advantages and recurring earnings, making them more resilient and likely to perform well in a range of different economic conditions.

	1 MONTH	3 MONTHS	1 YEAR	3 YEARS [^]	5 YEARS [^]	10 YEARS [^]	SINCE INCEPTION [^]
Income	+0.0%	+0.0%	+1.8%	+2.0%	+2.5%	+3.8%	+3.6%
Growth	+2.2%	+3.2%	+3.3%	+7.7%	+3.2%	+4.1%	+5.9%
Total return*	+2.2%	+3.2%	+5.1%	+9.7%	+5.7%	+7.9%	+9.5%
Benchmark**	+1.8%	-1.0%	+2.1%	+14.0%	+8.2%	+7.9%	+8.5%

[^]% Performance per annum. *Fund returns are calculated net of management fees, and assuming all distributions are re-invested. Investors should be aware that past performance is not a reliable indicator of future performance. Returns can be volatile, reflecting rises and falls in the value of underlying investments. **The benchmark for this Fund is the S&P/ASX 300 Accumulation Index (ASX300)

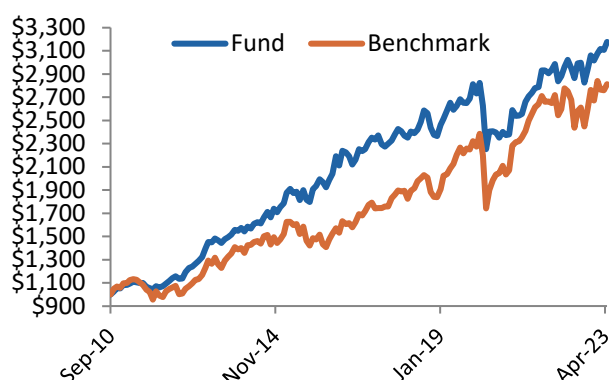
ACTIVE SECTOR WEIGHTS



TOP 10 HOLDINGS

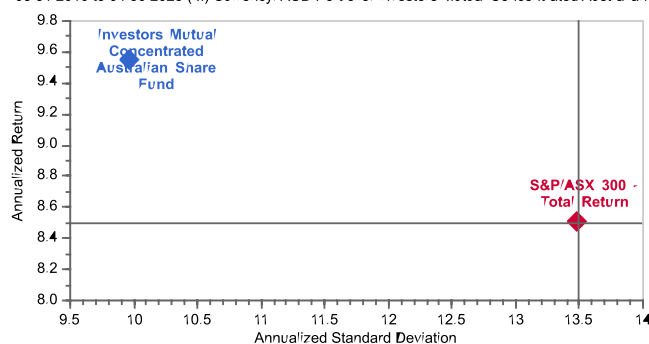
TOP 10 HOLDINGS	ASX CODE
CSL	CSL
Aurizon	AZJ
Telstra	TLS
The Lottery Corporation	TLC
Metcash	MTS
Brambles	BXB
Chorus	CNU
Orica	ORI
Tabcorp	TAH
Steadfastup	SDF

GROWTH OF \$1,000 INVESTED AT INCEPTION



FUND RISK-RETURN VS BENCHMARK

Since Inception Risk Return
08/31/2010 to 04/30/2023 (M) Currency: AUD Portfolio: Investors Mutual Concentrated Australian S



Since inception: 1 September 2010: Cumulative performance of the Fund vs its benchmark; Benchmark = S&P/ASX 300 Accumulation Index, Source: IML, Factset

FUND FACTS	
ARSN	145 759 879
APIR	IML0010AU
Inception	1 September 2010
Benchmark	S&P/ASX 300 Accumulation Index
FUM	\$234 M
Investment Horizon	4-5 years
Minimum Initial Investment	A\$50,000
Minimum Additional Investment/ Redemption	A\$5,000
Distributions	Generally semi-annual
Asset Classes and Allocation Range	Aust Equities (80-100%) Cash (0-20%)
Performance Fee: 10.25% (10% excluding GST) of investment returns made in excess of 2% above the Benchmark.	
Management Fee: 0.993% p.a. of the net assets of the fund (includes GST)	

PORTFOLIO CHARACTERISTICS	FUND	BENCHMARK
No. of stocks	22	300
Portfolio turnover ¹	14%	NA
Portfolio Beta (since inception)	0.64	1.00

¹Annual portfolio turnover over the last 12 months is computed by taking the lesser of purchases or sales and dividing by the average monthly net assets.

FUND RATINGS	
Morningstar	Gold
Zenith	Recommended
Lonsec	Recommended *Visit lonsec.com.au/logo-disclosure for important information about this rating



iml.com.au



iml@iml.com.au



1300 551 132

Disclaimer: While the information contained in this report has been prepared with all reasonable care, Investors Mutual Limited accepts no responsibility or liability for any errors or omissions or misstatements however caused. This is general securities information only and is not intended to constitute a securities recommendation.

This information does not account for your investment objectives, particular needs or financial situation. Past performance is not a reliable indicator of future performance. Investors Mutual Limited (AFSL 229988) is the issuer of the Investors Mutual Concentrated Australian Share Fund. Applications can only be made by reference to the current Product Disclosure Statement, or through IDPS products that include the Fund. Potential investors should consider the Product Disclosure Statement (PDS) and Target Market Determination (TMD) before deciding whether to invest, or continue to invest in the Fund. The PDS and TMD are available at www.iml.com.au